



**CROSS RIVER STATE BUDGET 2020  
TABLE OF CONTENTS**

	<b>PAGE</b>
<b>Consolidated Financial Statement</b>	i
<b>Schedule 1 - Personnel and Overhead Cost</b>	ii
General Administration	ii
Economic	iv
Law & Justice	vii
Regional	viii
Social	x
<b>Schedule 2 - Capital Expenditure</b>	xiii
General Administration	xiii
Economic	xv
Law & Justice	xviii
Regional	xix
Social	xxi
<b>Schedule 3 - Statutory Expenditure</b>	xxiv
General Administration	xxiv
Economic	xxvi
Law & Justice	xxix
Regional	xxxii
Social	xxxiv
<b>Grand Summary of Revenue and Expenditure</b>	xxxv

30-22-1  

 CERTIFIED TRUE COPY



**CROSS RIVER STATE BUDGET 2020  
TABLE OF CONTENTS**

	<b>PAGE</b>
<b>Summary of Inflow</b>	xxxvi
General Administration	xxxvi
Economic	xxxix
Law & Justice	xlili
Regional	xliv
Social	xlvi
<b>Summary of Expenditure</b>	xlix
General Administration	xlix
Economic	liii
Law & Justice	lix
Regional	lx
Social	lxiii
<b>General Administration</b>	<b>1</b>
011100100200 HPSDG HEAD OF PERSONNEL STAFF TO THE DEPUTY GOVERNOR	1
011100100900 CSPAC CROSS RIVER STATE STRATEGIC POLICY ADVISORY COUNCIL	3
011100600300 MIDC MINISTRY OF INTERNATIONAL DEVELOPMENT CORPORATION	5
011101000100 DPPID DUE PROCESS AND PRICE INTELLIGENCE BUREAU	8
011101300100 SSG OFFICE OF THE SECRETARY TO THE STATE GOVERNMENT	10
011101300200 DCSNGO DEPARTMENT OF CIVIL SOCIETY & NON-GOVERNMENTAL ORGANIZATION	13
011101300300 SPD STRATEGIC PLANNING DEPARTMENT	16
011101300400 DJP DEPARTMENT OF JOB PLACEMENT	18
011101300900 DPU DEPARTMENT OF PUBLIC UTILITIES	19
011101400100 PAD POLITICAL AFFAIRS DEPARTMENT	21

30-22-1



**CROSS RIVER STATE BUDGET 2020  
TABLE OF CONTENTS**

	<b>PAGE</b>
011101700100 EXCO EXECUTIVE COUNCIL SECRETARIAT	24
011101800100 SSD SPECIAL SERVICES DEPARTMENT	25
011102100100 IGADL INTERGOVERNMENTAL AFFAIRS DEPARTMENT, LAGOS	27
011103800100 DRM DEPARTMENT OF RELIGIOUS MATTERS	29
011105200100 CRSSO CRS SERVICOM Office	31
011110500100 COS CHIEF OF STAFF	33
011113200100 IGADA INTERGOVERNMENTAL AFFAIRS DEPARTMENT, ABUJA	36
011118400100 CRM CONFLICT RESOLUTION & MANAGEMENT OFFICE	38
011118500100 SSTA SENIOR SPECIAL ADVISER - TREASURY & AUDIT	39
011118600100 LAG LEGAL ADVISER TO THE GOVERNOR	40
011118800100 PME PROJECT/PROGRAMMES MONITORING EVALUATION UNIT	41
011200300100 CRSHOA CRS HOUSE OF ASSEMBLY	43
011200500100 IPAD INTER PARTY AFFAIRS DEPARTMENT	48
011300800100 SPECIAL ADVISER TECHNICAL (COS)	50
012400700100 CRSFS CRS FIRE SERVICE	51
012500100100 HOS OFFICE OF THE HEAD OF SERVICE	54
014000100100 OAGS OFFICE OF THE AUDITOR GENERAL - STATE	57
014000200100 OAGLG OFFICE OF THE AUDITOR GENERAL - LOCAL GOVT.	59
014700100100 CRCSC CIVIL SERVICE COMMISSION	61
014700200100 LGSC LOCAL GOVERNMENT SERVICE COMMISSION	64
014800100100 CRSIEC CRS INDEPENDENT ELECTORAL COMMISSION	66
014800200200 MOFA Ministry of Foreign Affairs	68
014800200400 GS GREEN SHERIFF	70
014800200500 BMED BUDGET MONITORING & EVALUATION DEPARTMENT	71
014800200600 DLP DEPARTMENT OF LABOUR AND PRODUCTIVITY	74
014800200700 CRSCC CRS CARNIVAL COMMISSION	76

30-20-20  
CERTIFIED TRUE COPY



**CROSS RIVER STATE BUDGET 2020  
TABLE OF CONTENTS**

	<b>PAGE</b>
014800200800 DCH DEPARTMENT OF CULTURE AND HERITAGE	78
014800200900 MLGA MINISTRY OF LOCAL GOVERNMENT	80
014800300100 CAD CHIEFTANCY AFFAIRS DEPARTMENT	83
014800300200 LAD LEGISLATIVE AFFAIRS DEPARTMENT	85
014800300300 DOA Department of Administration	86
014800300400 CASC CRS Assembly Service Commission	87
014800300500 MOEP MINISTRY OF ESTABLISHMENT AND PAYROLL	89
014800300600 MOTD MINISTRY OF TRAINING AND DOCTRINE	91
<b>Economic</b>	<b>93</b>
021100100100 MCCFR MINISTRY OF CLIMATE CHANGE AND FOREST RESERVE	93
021300100100 MOINF MINISTRY OF INFRASTRUCTURE	97
021300200100 CWIDA CRS WATER FRONT INFRASTRUCTURE AND DEVELOPMENT AGENCY	99
021400100100 MSMD MINISTRY OF SOLID MINERAL DEVELOPMENT	100
021500100100 MOA-HQ MINISTRY OF AGRICULTURE	103
021510200100 CRADP AGRICULTURAL DEVELOPMENT PROGRAMME	108
021510900100 CRSFC CRS FORESTRY COMMISSION	110
021510900200 CRSFBC DEPARTMENT OF FORESTRY BIODIVERSITY AND CONSERVATION	113
021510900300 DOCD DEPARTMENT OF COCOA DEVELOPMENT	116
022000100100 MOF MINISTRY OF FINANCE	118
022000100200 MOFI MINISTRY OF FINANCE INCORPORATED	121
022000200100 DMD DEBT MANAGEMENT DEPARTMENT	122
022000700100 OAG OFFICE OF THE ACCOUNTANT GENERAL	124
022000800100 IRS INTERNAL REVENUE SERVICE	127
022001200100 CRPC CRS PRIVATIZATION COUNCIL	131
022200100100 MOIN MINISTRY OF INDUSTRY	132

30-22-1





**CROSS RIVER STATE BUDGET 2020  
TABLE OF CONTENTS**

	<b>PAGE</b>
022200900100 CPC CRS CONSUMER PROTECTION DEPARTMENT	136
022205100100 MEDA MICROFINANCE AND ENTERPRISE DEVELOPMENT AGENCY	137
022205600100 CRSSAA STATE SIGNAGE AND ADVERTISEMENT AGENCY	139
022900100100 MTMS MINISTRY OF TRANSPORT AND MARINE SERVICES	141
022900100400 IPD INVESTMENT PROMOTION DEPARTMENT	144
022905300100 DOPT DEPARTMENT OF PUBLIC TRANSPORTATION	146
023100100100 MOP MINISTRY OF POWER	149
023100300100 SEA STATE ELECTRIFICATION AGENCY	152
023200100100 MPR MINISTRY OF PETROLEUM RESOURCES	159
023200200100 MGD MINISTRY OF GAS DEVELOPMENT	162
023305100100 DMR DEPARTMENT OF MINERAL RESOURCES	164
023400100100 MOW MINISTRY OF WORKS	166
023400400100 CRRMA ROAD MAINTENANCE AGENCY	199
023405600100 MORT MINISTRY OF RURAL TRANSFORMATION	202
023600200100 CRTDD CRS TOURISM DEVELOPMENT DEPARTMENT	206
023600200200 CRSTB CRS TOURISM BUREAU	207
023800100100 EA/SPC ECONOMIC ADVISER/STATE PLANNING COMMISSION	209
023800400100 CRSBOS CRS BUREAU OF STATISTICS	212
025000100200 MOAV Ministry of Aviation	214
025000100300 CRSPA CRS PORTS AUTHORITY	216
025000100400 CRSAA CRS AIRPORT AUTHORITY	217
025000100600 CRSafa AFFORESTATION AGENCY	218
025305300100 MFED MORTGAGE FINANCE AND ESTATE DEPARTMENT	219
027000100100 CEFIC CRS ECONOMIC AND FINANCIAL INTELLIGENCE COMMISSION	220
027000100400 CLCMB CROSS RIVER STATE LIVESTOCK COMPANY MANAGEMENT BOARD	222
027000100700 CRSSC CRS SAFETY COMMISSION	224

30-22-1



**CROSS RIVER STATE BUDGET 2020  
TABLE OF CONTENTS**

	<b>PAGE</b>
027000100800 CIDC CRS INDUSTRIAL DEVELOPMENT COUNCIL	225
027000100900 CRSTF CROSS RIVER STATE TANK FARM	227
027000200100 CTRRA Commercial. Transport Regulatory./Regulatory Agency	229
027000200200 MSDP MINISTRY OF SPECIAL DUTIES AND PROJECTS	231
027000200300 CBPPP CRS BUREAU FOR PUBLIC, PRIVATE PARTNERSHIP	234
027000200400 SAGO SPECIAL ADVISER, GOVERNOR'S OFFICE/EVENT MANAGEMENT	236
027000200500 CQREB CRS QUARRY REGULATION AND ENVIRONMENTAL BOARD	238
027000200600 CIWA CRS Inland Waterways Agency	239
027000200700 MGEE MINISTRY OF GRANTS AND ECONOMIC EMPOWERMENT	241
027000200800 MOC MINISTRY OF COMMERCE	243
<b>Law &amp; Justice</b>	
	245
031800100100 CRSJ CRS JUDICIARY	245
031801100100 JSC JUDICIARY SERVICE COMMISSION	249
032600100100 MOJ MINISTRY OF JUSTICE	252
032600200200 CCA CUSTOMARY COURT OF APPEAL	255
032600200400 CJMCH CROSS RIVER JUDICIARY MULTIDOOR COURT HOUSE	257
<b>Regional</b>	
	260
040100100100 MNCD MINISTRY OF NEW CITIES DEVELOPMENT	260
040200100100 MOSH MINISTRY OF SOCIAL HOUSING	262

30-22-5  
CERTIFIED TRUE COPY



**CROSS RIVER STATE BUDGET 2020  
TABLE OF CONTENTS**

	<b>PAGE</b>
041300100100 MLH MINISTRY OF LANDS	265
045100100100 CAL-UDA CALABAR URBAN DEVELOPMENT AUTHORITY	269
045100200100 KMM-UDA IKOM URBAN DEVELOPMENT AUTHORITY	271
045100300100 GGJ-UDA OGOJA URBAN DEVELOPMENT AUTHORITY	272
045100400100 UDU-UDA OBUDU URBAN DEVELOPMENT AUTHORITY	274
045100500100 GEP-UDA UGEP URBAN DEVELOPMENT AUTHORITY	276
045100600100 BCDC BORDER COMMUNITY DEVELOPMENT COMMISSION	278
045100600200 CRSBPA BORDER PATROL AGENCY	283
045100600400 CRSSCA STREET CLEANING AGENCY	284
045100600500 CRSWWA WASTE TO WEALTH AGENCY	285
045100600600 BDA BAKASSI DEVELOPMENT AUTHORITY	286
045100600700 ORDA OBUDU RANCH DEVELOPMENT AUTHORITY	287
045100600800 FFFVA FRESH FRUITS, FLOWERS AND VEGETABLE AGENCY	288
045100600900 MOWR Ministry of Water Resources	289
045100700100 CRSWB CRS WATER BOARD	291
045100700200 RUWASTA RUWASTA	293
045100700300 CGIA CRS GEOGRAPHIC INFORMATION AGENCY	296
045100700400 MOENV MINISTRY OF ENVIRONMENT	300
045100700500 WMA WASTE MANAGEMENT AGENCY	306
045100700600 CDCA CRS DEVELOPMENT CONTROL AGENCY	308
045100700700 ECEB ENVIROMENTAL CARBON EMISSION BOARD	310
045100700800 IUDA ITIGIDI URBAN DEVELOPMENT AUTHORITY	312
045100700900 CURA CRS Urban Renewal Agency	313
045100800100 OSG OFFICE OF THE SURVEYOR-GENERAL	315
045100800200 MOUB MINISTRY OF URBANIZATION AND BEAUTIFICATION	318

30-20-20  
CERTIFIED TRUE COPY



**CROSS RIVER STATE BUDGET 2020  
TABLE OF CONTENTS**

	<b>PAGE</b>
<b>Social</b>	320
050100800100 CRSIMT CRS INSTITUTE OF MANAGEMENT AND TECHNOLOGY, UGEP	320
050500100100 MOCT MINISTRY OF COMMUNICATION TECHNOLOGY	324
051300100100 MOYSA MINISTRY OF YOUTH AND SKILL ACQUISITION	327
051400100100 MOWA MINISTRY OF WOMEN AFFAIRS	329
051700100100 MOE MINISTRY OF EDUCATION	333
051700300100 SUBEB CRS UNIVERSAL BASIC EDU. BOARD	337
051700800100 CRLB CRS LIBRARY BOARD	341
051701000100 AANE AGENCY FOR ADULT & NON-FORMAL EDU.	342
051701900100 COE COLLEGE OF EDUCATION	344
051702100100 CRUTECH CRS UNIVERSITY OF TECHNOLOGY	348
051705100100 SEB SECONDARY EDUCATION BOARD	356
051705500100 STEB STATE TECHNICAL EDUCATION BOARD	359
051705502100 CPSRB CRS PRIVATE SCHOOLS REGULATORY BOARD	362
051705600100 CRSSB CRS SCHOLARSHIP BOARD	363
052100100100 MOH MINISTRY OF HEALTH	365
052100300100 PHCDA PRIMARY HEALTH CARE DEVELOPMENT AGENCY	371
052102700100 GHC GENERAL HOSPITAL, CALABAR	374
052102700200 GHA GENERAL HOSPITAL, AKAMKPA	377
052102700300 GHU GENERAL HOSPITAL, UGEP	380
052102700400 GHBRA GENERAL HOSPITAL, OBUBRA	383
052102700500 GHGGJ GENERAL HOSPITAL, OGOJA	385
052102700600 GHCKK General Hospital Okpoma	388
052102700700 GHBNS GENERAL HOSPITAL, OBANLIKU	390
052102700800 SJHIEA ST. JOSEPH HOSPITAL, IKOT ENE AKPABUYO	393

30-22-1



**CROSS RIVER STATE BUDGET 2020  
TABLE OF CONTENTS**

	<b>PAGE</b>
052102700900 CHO COTTAGE HOSPITAL, OBAN	396
052102701000 CHAC COTTAGE HOSPITAL, AKPET CENTRAL	398
052102701100 EMJHI EJA-MEMORIAL JOINT HOSPITAL, ITIGIDI	400
052102701200 LHY LUTHERAN HOSPITAL, YAHE	403
052102701300 EDP ESSENTIAL DRUGS PROGRAMME	406
052102701400 RMCO Ranch Medical Centre Obudu	408
052102800100 GDCC GOVERNMENT DENTAL CENTRE, CALABAR	410
052102800200 DLHMH DR LAW HENSHAW MEM. HOSPITAL, CAL	412
052102800300 ECPC EYE CARE PROGRAMME, CALABAR	414
052102800400 ECPO EYE CARE PROGRAMME, OGOJA	416
052110400100 SNC SCHOOL OF NURSING, CALABAR	418
052110400200 SNI SCHOOL OF NURSING, ITIGIDI	421
052110400300 CSNO CENTRAL SCHOOL OF NURSING, OGOJA	424
052110600100 CHT COLLEGE OF HEALTH TECHNOLOGY	427
052111500300 SMC SCHOOL OF MIDWIFERY, CALABAR	431
052111500400 SMMO Sch. of Midwifery/TBL Monaya Ogoja	434
052111500500 SMO SCHOOL OF MIDWIFERY/TBL, OBUDU	437
052111500700 SHIS STATE HEALTH INSURANCE SCHEME	440
053505300800 IRA INFRASTRUCTURE AND REGULATORY AGENCY	442
056500100100 MHSW MINISTRY OF HUMANITY AND SOCIAL WELFARE	444
056500100300 MORAI MINISTRY OF ROBOTICS AND ARTIFICIAL INTELLIGENCE	448
056500100500 SEMA STATE EMERGENCY MANAGEMENT AGENCY	450
056500100600 SACA AGENCY FOR THE CONTROL OF HIV/AIDS (SACA)	453
056500100700 MSDG MINISTRY OF SUSTAINABLE DEVELOPMENT GOALS	458
056500100800 MOI MINISTRY OF INFORMATION	460
056500100900 CRSBCC CRSBC CALABAR	463

30-2-2020  
CERTIFIED TRUE COPY



**CROSS RIVER STATE BUDGET 2020  
TABLE OF CONTENTS**

	<b>PAGE</b>
056500200100 CRSBCI CRSBC IKOM	467
056500200200 CRNC CRS NEWSPAPER CORP. CALABAR	469
056500200300 MDI MANAGEMENT DEVELOPMENT INSTITUTE	471
056500200400 MCT Ministry of Culture and Tourism Development, Calabar	473
056500200500 ECPOB CRS Eye Care Programme, Obanliku	475
056500200600 MSC MINISTRY OF SPORTS AND CINEMATOGRAPHY	477

30-20-20  
CERTIFIED TRUE COPY





# GOVERNMENT OF CROSS RIVER STATE OF NIGERIA

## Law No. ....2020

*A Law to appropriate out of the Consolidated Revenue Fund to for the service of the government of cross river state of Nigeria for the year ending on the 31<sup>st</sup> day of December, 2020, the sum of One Hundred and Forty Nine billion, Ninety-Seven Million, Seven Hundred and Eighty-Nine Thousand, Five Hundred and Ninety Naira, Thirteen kobo (₦149,097,789,590.13) only aforesaid and to authorized out of Capital Development Fund, the sum of Nine Hundred and Twelve Billion, Seventy-One Million, Seventy-Two Thousand, Three Hundred and Seventy-Nine Naira, Eighty-Three Kobo (₦912,071,072,379.83) only for matters connected therewith.*

Long title

(1<sup>st</sup> January, 2020)

Commencement

The Cross River State House of Assembly enacts as follows:-

Enactment

1. The Accountant-General of Cross River State of Nigeria may, when authorized so to do by warrants issued by the Governor pay out of the consolidated Revenue Fund of the State during the year ending on the 31<sup>st</sup> December, 2020 the sums of specified by the Warrants, not exceeding in the aggregate of One hundred and forty two billion, eight hundred and forty two million, two hundred and twenty eight thousand, three hundred and sixty two naira, eighty six kobo only being the total of the amount set out opposite the Heads of Expenditure in schedule 1 and may for the like period and in like manner pay out of the capital Development Fund the sums specified by warrants not exceeding in the aggregate of Nine Hundred and Eleven Billion, Four Hundred and Twenty Seven Million, Seven Hundred and Ninety Five Thousand, Five Hundred and Fourteen Naira forty three Kobo only, being the total of the amounts set out opposite the Heads of Expenditure in schedule 2 hereto.

Issue of ₦149,097,789,590.13 and ₦912,071,072,379.83 out of the consolidated Revenue Fund and Capital Development Fund respectively in schedules 1 & 2

2. The said sum, not exceeding in the aggregate the sum of Thirty-Eight Billion, Nine Hundred and Ninety-Nine Million, Six Hundred and Forty-Five Thousand, Seven Hundred and Nineteen Naira, Thirteen Kobo only, shall be appropriated for the purpose and in the manner expressed in the relevant schedule.

Appropriation of ₦38,999,645,719.13 of (schedule 2).

3. The said sum does not include statutory votes of Thirty Eight Billion, Nine Hundred and Ninety Nine million, Six Hundred and Forty Five Thousand, Seven Hundred and Nineteen Naira thirteen Kobo.

Statutory Votes of ₦38,999,645,719.13 of (schedule 3).

4. No part of the amount mentioned in section 1 and 2 of this Law shall be issue out of the respective funds after the 31<sup>st</sup> day of December, 2020

Prohibition of issue after 31<sup>st</sup> December, 2020

5. (1) the power to issue Warrants for the purpose of this Law shall be deemed to have been delegated by the State Governor to the Commissioner for Finance.

Delegation of the power to issue Warrants

(2) Notwithstanding the delegation under sub-section (1) of this Section, the State Governor may himself exercise the power to issue Warrants under this law.

Short Title Commencement

6. This Law may be cited as the Cross River State Appropriation Law 2020, and shall be deemed to have come into force on the ..... day of ..... 2020.

CERTIFIED TRUE COPY

This printed impression has been carefully compared by me with the Law which has been passed by the Cross River State House of Assembly and found by me to be a true and correctly printed copy of the said Law.

*3200-1-2-15*  
ELDER (BARR) BASSEY EKPENYONG  
CLERK OF THE HOUSE

I assent

*[Signature]*  
SENATOR (PROF.) BEN AYADE KSJ  
GOVERNOR  
CROSS RIVER STATE

MADE AT Calabar this *07* day of *JAN.* 2020

*50-2-2-15*  
CERTIFIED TRUE COPY





**CROSS RIVER STATE BUDGET 2020**  
**CONSOLIDATED FINANCIAL BUDGET STATEMENT 2020**

S/N	Details	PROPOSED BUDGET 2020	REVISED BUDGET 2019	INCREASE/DECREASE
<b>A</b>	<b>RECURRENT REVENUE</b>			
	Internal Sources	72,974,733,263.37	39,222,512,039.00	33,752,221,224.37
	Federal Sources	48,507,295,685.01	52,000,000,000.00	(3,492,704,314.99)
	<b>TOTAL REVENUE</b>	<b>121,482,028,948.38</b>	<b>91,222,512,039.00</b>	<b>30,259,516,909.38</b>
<b>B</b>	<b>RECURRENT EXPENDITURE</b>			
	Personnel Cost	38,160,394,111.99	34,417,100,012.00	3,743,294,099.99
	Overhead Cost	110,911,795,456.99	34,467,914,535.00	76,443,880,921.99
	Statutory	39,003,245,719.13	35,432,285,670.00	3,570,960,049.13
	<b>TOTAL RECURRENT EXPENDITURE</b>	<b>188,075,435,288.12</b>	<b>104,317,300,217.00</b>	<b>83,758,135,071.11</b>
	Transfer to Capital Development	(66,593,406,339.73)	(13,094,788,178.00)	(53,498,618,161.73)
	<b>TOTAL</b>	<b>121,482,028,948.38</b>	<b>91,222,512,039.00</b>	<b>30,259,516,909.38</b>
<b>C</b>	<b>CAPITAL RECEIPTS</b>			
	Transfer from Consolidated	-	-	-
	Revenue Fund	(66,593,406,339.73)	(13,094,788,178.00)	(53,498,618,161.73)
	Opening Balance	-	-	-
	Value Added Tax (VAT)	12,000,000,000.00	7,938,179,302.00	4,061,820,698.00
	Loans	111,354,382,939.00	31,092,281,100.00	80,262,101,839.00
	Grants	749,214,172,060.55	5,180,794,451.00	744,033,377,609.55
	Excess Crude Oil	1,313,803,536.00	1,313,803,536.00	-
	Joint State and Local Government Accounts	1,040,000,000.00	162,000,000.00	878,000,000.00
	Other Capital Receipts	103,764,120,204.01	1,011,622,063,833.00	(907,857,943,628.99)
	<b>TOTAL CAPITAL RECEIPTS AND TRANSFER FROM CONSOLIDATED REVENUE FUND</b>	<b>912,093,072,399.83</b>	<b>1,044,214,334,044.00</b>	<b>(132,121,261,644.18)</b>
	LESS CAPITAL EXPENDITURE	912,093,072,399.83	1,044,214,334,044.00	(132,121,261,644.17)
	SURPLUS/DEFICIT	-	-	-
	<b>TOTAL BUDGET</b>	<b>1,100,168,507,687.94</b>	<b>1,148,531,634,261.00</b>	<b>(48,363,126,573.06)</b>

30-2-2020  
  
**CERTIFIED TRUE COPY**



# CROSS RIVER STATE APPROVED BUDGET 2020

## Schedule 1

### Personnel and Overhead Cost

#### GENERAL ADMINISTRATION

Administrative Code	Description	Total Recurrent 2020
011100100200	HPSDG HEAD OF PERSONNEL STAFF TO THE DEPUTY GOVERNOR	544,011,384.32
011100100900	CSPAC CROSS RIVER STATE STRATEGIC POLICY ADVISORY COUNCIL	100,662,450.02
011100600300	MIDC MINISTRY OF INTERNATIONAL DEVELOPMENT CORPORATION	55,018,897.57
011101000100	DPPID DUE PROCESS AND PRICE INTELLIGENCE BUREAU	113,453,478.06
011101300100	SSG OFFICE OF THE SECRETARY TO THE STATE GOVERNMENT	231,218,120.49
011101300200	DCSNGO DEPARTMENT OF CIVIL SOCIETY & NON-GOVERNMENTAL ORGANIZATION	11,221,300.00
011101300300	SPD STRATEGIC PLANNING DEPARTMENT	5,929,858.52
011101300400	DJP DEPARTMENT OF JOB PLACEMENT	4,993,792.06
011101300900	DPU DEPARTMENT OF PUBLIC UTILITIES	8,611,899.06
011101400100	PAD POLITICAL AFFAIRS DEPARTMENT	15,595,902.39
011101700100	EXCO EXECUTIVE COUNCIL SECRETARIAT	15,596,980.00
011101800100	SSD SPECIAL SERVICES DEPARTMENT	54,043,421.44
011102100100	IGADL INTERGOVERNMENTAL AFFAIRS DEPARTMENT, LAGOS	21,625,582.23
011103800100	DRM DEPARTMENT OF RELIGIOUS MATTERS	14,470,632.62
011105200100	CRSSO CRS SERVICOM Office	8,639,561.92
011110500100	COS CHIEF OF STAFF	20,170,411,801.57
011113200100	IGADA INTERGOVERNMENTAL AFFAIRS DEPARTMENT, ABUJA	49,075,448.00
011118400100	CRM CONFLICT RESOLUTION & MANAGEMENT OFFICE	12,598,999.97
011118500100	SSTA SENIOR SPECIAL ADVISER - TREASURY & AUDIT	5,000,000.00
011118600100	LAG LEGAL ADVISER TO THE GOVERNOR	600,000.00
011118800100	PME PROJECT/PROGRAMMES MONITORING EVALUATION UNIT	14,400,000.00
011200300100	CRSHOA CRS HOUSE OF ASSEMBLY	5,687,011,587.00
011200500100	IPAD INTER PARTY AFFAIRS DEPARTMENT	23,709,632.57
011300800100	SPECIAL ADVISER TECHNICAL (COS)	

*30-2-20*  
CERTIFIED TRUE COPY



# CROSS RIVER STATE APPROVED BUDGET 2020

## Schedule 1

### Personnel and Overhead Cost

#### GENERAL ADMINISTRATION

Administrative Code	Description	Total Recurrent 2020
012400700100	CRSFS CRS FIRE SERVICE	472,397,834.85
012500100100	HOS OFFICE OF THE HEAD OF SERVICE	358,835,969.99
014000100100	OAGS OFFICE OF THE AUDITOR GENERAL - STATE	273,427,902.96
014000200100	OAGLG OFFICE OF THE AUDITOR GENERAL - LOCAL GOVT.	53,524,456.64
014700100100	CRSCS CIVIL SERVICE COMMISSION	116,903,845.57
014700200100	LGSC LOCAL GOVERNMENT SERVICE COMMISSION	54,673,843.29
014800100100	CRSIEC CRS INDEPENDENT ELECTORAL COMMISSION	35,020,372.05
014800200200	MOFA Ministry of Foreign Affairs	12,000,000.00
014800200400	GS GREEN SHERIFF	
014800200500	BMED BUDGET MONITORING & EVALUATION DEPARTMENT	77,807,705,408.13
014800200600	DLP DEPARTMENT OF LABOUR AND PRODUCTIVITY	36,731,257.34
014800200700	CRSCC CRS CARNIVAL COMMISSION	108,131,435.00
014800200800	DCH DEPARTMENT OF CULTURE AND HERITAGE	221,226,147.00
014800200900	MLGA MINISTRY OF LOCAL GOVERNMENT	157,047,352.76
014800300100	CAD CHIEFTANCY AFFAIRS DEPARTMENT	26,685,894.85
014800300200	LAD LEGISLATIVE AFFAIRS DEPARTMENT	3,939,391.20
014800300300	DOA Department of Administration	3,291,830.04
014800300400	CASC CRS Assembly Service Commission	244,500,000.00
014800300500	MOEP MINISTRY OF ESTABLISHMENT AND PAYROLL	81,745,164.36
014800300600	MOTD MINISTRY OF TRAINING AND DOCTRINE	12,000,000.00
	<b>TOTAL GENERAL ADMINISTRATION</b>	<b>107,247,688,835.84</b>

*30-2-20*  
CERTIFIED TRUE COPY



# CROSS RIVER STATE APPROVED BUDGET 2020

## Schedule 1

### Personnel and Overhead Cost

#### ECONOMIC

Administrative Code	Description	Total Recurrent 2020
021100100100	MCCFR MINISTRY OF CLIMATE CHANGE AND FOREST RESERVE	20,851,131.87
021300100100	MOINF MINISTRY OF INFRASTRUCTURE	12,102,458.21
021300200100	CWIDA CRS WATER FRONT INFRASTRUCTURE AND DEVELOPMENT AGENCY	300,000.00
021400100100	MSMD MINISTRY OF SOLID MINERAL DEVELOPMENT	64,116,225.53
021500100100	MOA-HQ MINISTRY OF AGRICULTURE	558,356,216.00
021510200100	CRADP AGRICULTURAL DEVELOPMENT PROGRAMME	264,034,331.86
021510900100	CRSFC CRS FORESTRY COMMISSION	299,858,725.79
021510900200	CRSFBC DEPARTMENT OF FORESTRY BIODIVERSITY AND CONSERVATION	10,211,566.18
021510900300	DOCD DEPARTMENT OF COCOA DEVELOPMENT	3,353,000.00
022000100100	MOF MINISTRY OF FINANCE	568,753,685.87
022000100200	MOFI MINISTRY OF FINANCE INCORPORATED	5,306,700.00
022000200100	DMD DEBT MANAGEMENT DEPARTMENT	14,275,730.00
022000700100	OAG OFFICE OF THE ACCOUNTANT GENERAL	589,332,340.69
022000800100	IRS INTERNAL REVENUE SERVICE	927,079,608.00
022001200100	CRPC CRS PRIVATIZATION COUNCIL	3,000,000.00
022200100100	MOIN MINISTRY OF INDUSTRY	553,126,264.30
022200900100	CPC CRS CONSUMER PROTECTION DEPARTMENT	1,000,000.00
022205100100	MEDA MICROFINANCE AND ENTERPRISE DEVELOPMENT AGENCY	30,233,505.00
022205600100	CRSSAA STATE SIGNAGE AND ADVERTISEMENT AGENCY	21,959,338.82
022900100100	MTMS MINISTRY OF TRANSPORT AND MARINE SERVICES	26,184,748.09
022900100400	IPD INVESTMENT PROMOTION DEPARTMENT	18,739,022.00
022905300100	DOPT DEPARTMENT OF PUBLIC TRANSPORTATION	136,995,525.00
023100100100	MOP MINISTRY OF POWER	26,843,118.04
023100300100	SEA STATE ELECTRIFICATION AGENCY	56,140,675.32





# CROSS RIVER STATE APPROVED BUDGET 2020

## Schedule 1

### Personnel and Overhead Cost

#### ECONOMIC

Administrative Code	Description	Total Recurrent 2020
023200100100	MPR MINISTRY OF PETROLEUM RESOURCES	25,284,737.61
023200200100	MGD MINISTRY OF GAS DEVELOPMENT	23,329,161.00
023305100100	DMR DEPARTMENT OF MINERAL RESOURCES	8,027,692.08
023400100100	MOW MINISTRY OF WORKS	118,216,282.84
023400100200	DWO-TGD DIVISIONAL WORKS OFFICE-ABI	3,018,639.94
023400100300	DWO-KAM DIVISIONAL WORKS OFFICE-AKAMKPA	5,993,544.29
023400100400	DWO-KTA DIVISIONAL WORKS OFFICE-AKPABUYO	11,935,308.05
023400100500	DWO-BKS DIVISIONAL WORKS OFFICE-BAKASSI	1,741,599.22
023400100700	DWO-AKP DIVISIONAL WORKS OFFICE-BIASE	3,496,869.89
023400100800	DWO-BJE DIVISIONAL WORKS OFFICE-BOKI	1,305,949.73
023400100900	DWO-CAL DIVISIONAL WORKS OFFICE-CALABAR MUNICIPALITY	2,649,280.66
023400101000	DWO-ANA DIVISIONAL WORKS OFFICE-CALABAR SOUTH	726,293.52
023400101100	DWO-EFE DIVISIONAL WORKS OFFICE-ETUNG	1,862,465.52
023400101200	DWO-KMM DIVISIONAL WORKS OFFICE-IKOM	5,140,631.09
023400101400	DWO-BRA DIVISIONAL WORKS OFFICE-OBUBRA	3,938,050.66
023400101500	DWO-UDU DIVISIONAL WORKS OFFICE-OBUDU	4,514,067.78
023400101600	DWO-DUK DIVISIONAL WORKS OFFICE-ODUKPANI	3,033,468.96
023400101700	DWO-GGJ DIVISIONAL WORKS OFFICE-OGOJA	13,549,055.54
023400101800	DWO-GEP DIVISIONAL WORKS OFFICE-YAKURR	8,090,024.98
023400101900	DWO-CKK DIVISIONAL WORKS OFFICE-YALA	2,247,043.78
023400400100	CRRMA ROAD MAINTENANCE AGENCY	15,544,788.54
023405600100	MORT MINISTRY OF RURAL TRANSFORMATION	43,752,066.80
023600200100	CRTDD CRS TOURISM DEVELOPMENT DEPARTMENT	26,845,046.26
023600200200	CRSTB CRS TOURISM BUREAU	132,499,439.35





# CROSS RIVER STATE APPROVED BUDGET 2020

## Schedule 1

### Personnel and Overhead Cost

#### ECONOMIC

Administrative Code	Description	Total Recurrent 2020
023800100100	EA/SPC ECONOMIC ADVISER/STATE PLANNING COMMISSION	67,922,047.71
023800400100	CRSBOS CRS BUREAU OF STATISTICS	26,755,577.31
025000100200	MOAV Ministry of Aviation	6,600,000.00
025000100300	CRSPA CRS PORTS AUTHORITY	12,000,000.00
025000100400	CRSAA CRS AIRPORT AUTHORITY	
025000100600	CRSAFA AFFORESTATION AGENCY	
025305300100	MFED MORTGAGE FINANCE AND ESTATE DEPARTMENT	22,335,995.90
027000100100	CEFIC CRS ECONOMIC AND FINANCIAL INTELLIGENCE COMMISSION	8,353,442.70
027000100400	CLCMB CROSS RIVER STATE LIVESTOCK COMPANY MANAGEMENT BOARD	7,172,351.00
027000100700	CRSSC CRS SAFETY COMMISSION	5,000,000.00
027000100800	CIDC CRS INDUSTRIAL DEVELOPMENT COUNCIL	4,500,000.00
027000100900	CRSTF CROSS RIVER STATE TANK FARM	19,431,578.00
027000200100	CTRRA Commercial. Transport Regulatory./Regulatory Agency	14,716,691.70
027000200200	MSDP MINISTRY OF SPECIAL DUTIES AND PROJECTS	44,830,323.68
027000200300	CBPPP CRS BUREAU FOR PUBLIC, PRIVATE PARTNERSHIP	23,378,049.28
027000200400	SAGO SPECIAL ADVISER, GOVERNOR'S OFFICE/EVENT MANAGEMENT	5,317,000.00
027000200500	CQREB CRS QUARRY REGULATION AND ENVIRONMENTAL BOARD	4,350,000.00
027000200600	CIWA CRS Inland Waterways Agency	35,615,400.00
027000200700	MGEE MINISTRY OF GRANTS AND ECONOMIC EMPOWERMENT	12,000,000.00
027000200800	MOC MINISTRY OF COMMERCE	12,000,000.00
	<b>TOTAL ECONOMIC</b>	<b>5,011,173,881.94</b>

*30-2-20*  
CERTIFIED TRUE COPY



# CROSS RIVER STATE APPROVED BUDGET 2020

## Schedule 1

### Personnel and Overhead Cost

#### LAW & JUSTICE

Administrative Code	Description	Total Recurrent 2020
031800100100	CRSJ CRS JUDICIARY	2,285,792,324.66
031801100100	JSC JUDICIARY SERVICE COMMISSION	80,300,045.42
032600100100	MOJ MINISTRY OF JUSTICE	145,899,343.10
032600200200	CCA CUSTOMARY COURT OF APPEAL	257,209,863.09
032600200400	CJMCH CROSS RIVER JUDICIARY MULTIDOOR COURT HOUSE	51,406,396.97
	<b>TOTAL LAW &amp; JUSTICE</b>	<b>2,820,607,973.24</b>

30-2-2020  
CERTIFIED TRUE COPY




# CROSS RIVER STATE APPROVED BUDGET 2020

## Schedule 1

### Personnel and Overhead Cost

#### REGIONAL

Administrative Code	Description	Total Recurrent 2020
040100100100	MNCD MINISTRY OF NEW CITIES DEVELOPMENT	47,056,139.27
040200100100	MOSH MINISTRY OF SOCIAL HOUSING	42,281,973.00
041300100100	MLH MINISTRY OF LANDS	3,954,810,192.57
045100100100	CAL-UDA CALABAR URBAN DEVELOPMENT AUTHORITY	52,400,562.51
045100200100	KMM-UDA IKOM URBAN DEVELOPMENT AUTHORITY	8,433,979.00
045100300100	GGJ-UDA OGOJA URBAN DEVELOPMENT AUTHORITY	16,837,745.00
045100400100	UDU-UDA OBUDU URBAN DEVELOPMENT AUTHORITY	4,016,843.17
045100500100	GEP-UDA UGEP URBAN DEVELOPMENT AUTHORITY	9,358,379.00
045100600100	BCDC BORDER COMMUNITY DEVELOPMENT COMMISSION	35,220,320.50
045100600200	CRSBPA BORDER PATROL AGENCY	
045100600400	CRSSCA STREET CLEANING AGENCY	
045100600500	CRSWWA WASTE TO WEALTH AGENCY	
045100600600	BDA BAKASSI DEVELOPMENT AUTHORITY	
045100600700	ORDA OBUDU RANCH DEVELOPMENT AUTHORITY	
045100600800	FFFVA FRESH FRUITS, FLOWERS AND VEGETABLE AGENCY	
045100600900	MOWR Ministry of Water Resources	64,422,934.19
045100700100	CRSWB CRS WATER BOARD	379,943,046.00
045100700200	RUWASTA RUWASTA	640,102,755.32
045100700300	CGIA CRS GEOGRAPHIC INFORMATION AGENCY	135,395,451.57
045100700400	MOENV MINISTRY OF ENVIRONMENT	136,401,408.13
045100700500	WMA WASTE MANAGEMENT AGENCY	329,051,920.00
045100700600	CDCA CRS DEVELOPMENT CONTROL AGENCY	19,000,000.00
045100700700	ECEB ENVIROMENTAL CARBON EMISSION BOARD	20,147,600.20
045100700800	IUDA ITIGIDI URBAN DEVELOPMENT AUTHORITY	







# CROSS RIVER STATE APPROVED BUDGET 2020

## Schedule 1

### Personnel and Overhead Cost

#### REGIONAL

Administrative Code	Description	Total Recurrent 2020
045100700900	CURA CRS Urban Renewal Agency	4,800,000.00
045100800100	OSG OFFICE OF THE SURVEYOR-GENERAL	76,329,351.74
045100800200	MOUB MINISTRY OF URBANIZATION AND BEAUTIFICATION	12,000,000.00
<b>TOTAL REGIONAL</b>		<b>5,988,010,601.17</b>

*30-2-2020*  
CERTIFIED TRUE COPY



# CROSS RIVER STATE APPROVED BUDGET 2020

## Schedule 1

### Personnel and Overhead Cost

#### SOCIAL

Administrative Code	Description	Total Recurrent 2020
050100800100	CRSINT CRS INSTITUTE OF MANAGEMENT AND TECHNOLOGY, UGEP	499,780,369.32
050500100100	MOCT MINISTRY OF COMMUNICATION TECHNOLOGY	190,513,432.00
051300100100	MOYSA MINISTRY OF YOUTH AND SKILL ACQUISITION	52,026,462.35
051400100100	MOWA MINISTRY OF WOMEN AFFAIRS	22,891,082.55
051700100100	MOE MINISTRY OF EDUCATION	168,087,986.49
051700300100	SUBEB CRS UNIVERSAL BASIC EDU. BOARD	346,253,484.82
051700800100	CRLB CRS LIBRARY BOARD	32,925,422.43
051701000100	AANE AGENCY FOR ADULT & NON-FORMAL EDU.	117,482,578.20
051701900100	COE COLLEGE OF EDUCATION	1,021,554,390.80
051702100100	CRUTECH CRS UNIVERSITY OF TECHNOLOGY	5,807,440,906.66
051705100100	SEB SECONDARY EDUCATION BOARD	11,053,273,306.84
051705500100	STEB STATE TECHNICAL EDUCATION BOARD	1,602,821,757.01
051705502100	CPSRB CRS PRIVATE SCHOOLS REGULATORY BOARD	4,737,699.94
051705600100	CRSSB CRS SCHOLARSHIP BOARD	18,677,530.29
052100100100	MOH MINISTRY OF HEALTH	692,726,249.94
052100300100	PHCDA PRIMARY HEALTH CARE DEVELOPMENT AGENCY	165,176,408.05
052102700100	GHC GENERAL HOSPITAL, CALABAR	652,213,706.00
052102700200	GHA GENERAL HOSPITAL, AKAMKPA	184,359,651.82
052102700300	GHU GENERAL HOSPITAL, UGEP	211,579,530.41
052102700400	GHBRA GENERAL HOSPITAL, OBUBRA	141,418,313.00
052102700500	GHGGJ GENERAL HOSPITAL, OGOJA	373,976,771.00
052102700600	GHCKK General Hospital Okpoma	82,577,624.05
052102700700	GHBNS GENERAL HOSPITAL, OBANLIKU	175,379,105.61
052102700800	SJHIEA ST. JOSEPH HOSPITAL, IKOT ENE AKPABUYO	136,982,696.43





# CROSS RIVER STATE APPROVED BUDGET 2020

## Schedule 1

### Personnel and Overhead Cost

#### SOCIAL

Administrative Code	Description	Total Recurrent 2020
052102700900	CHO COTTAGE HOSPITAL, OBAN	22,317,504.00
052102701000	CHAC COTTAGE HOSPITAL, AKPET CENTRAL	82,943,110.64
052102701100	EMJHI EJA-MEMORIAL JOINT HOSPITAL, ITIGIDI	145,174,407.00
052102701200	LHY LUTHERAN HOSPITAL, YAHE	150,806,359.33
052102701300	EDP ESSENTIAL DRUGS PROGRAMME	32,130,687.61
052102701400	RMCO Ranch Medical Centre Obudu	24,976,779.97
052102800100	GDCC GOVERNMENT DENTAL CENTRE, CALABAR	35,833,155.64
052102800200	DLHMH DR LAW HENSHAW MEM. HOSPITAL, CAL	233,827,621.83
052102800300	ECPC EYE CARE PROGRAMME, CALABAR	73,360,205.12
052102800400	ECPO EYE CARE PROGRAMME, OGOJA	45,894,671.84
052110400100	SNC SCHOOL OF NURSING, CALABAR	81,031,906.72
052110400200	SNI SCHOOL OF NURSING, ITIGIDI	82,810,200.00
052110400300	CSNO CENTRAL SCHOOL OF NURSING, OGOJA	42,733,297.57
052110600100	CHT COLLEGE OF HEALTH TECHNOLOGY	1,444,883,491.37
052111500300	SMC SCHOOL OF MIDWIFERY, CALABAR	47,564,128.29
052111500400	SMMO Sch. of Midwifery/TBL Monaya Ogoja	22,511,590.00
052111500500	SMO SCHOOL OF MIDWIFERY/TBL, OBUDU	51,579,473.72
052111500700	SHIS STATE HEALTH INSURANCE SCHEME	39,476,097.52
053505300800	IRA INFRASTRUCTURE AND REGULATORY AGENCY	11,032,920.45
056500100100	MHSW MINISTRY OF HUMANITY AND SOCIAL WELFARE	221,943,086.00
056500100300	MORAI MINISTRY OF ROBOTICS AND ARTIFICIAL INTELLIGENCE	12,000,000.00
056500100500	SEMA STATE EMERGENCY MANAGEMENT AGENCY	18,683,690.20
056500100600	SACA AGENCY FOR THE CONTROL OF HIV/AIDS (SACA)	34,519,051.84
056500100700	MSDG MINISTRY OF SUSTAINABLE DEVELOPMENT GOALS	24,134,964.68

*30-2-20*  
CERTIFIED TRUE COPY



# CROSS RIVER STATE APPROVED BUDGET 2020

## Schedule 1

### Personnel and Overhead Cost

#### SOCIAL

Administrative Code	Description	Total Recurrent 2020
056500100800	MOI MINISTRY OF INFORMATION	56,340,696.07
056500100900	CRSBCC CRSBC CALABAR	252,541,229.53
056500200100	CRSBCI CRSBC IKOM	51,194,096.73
056500200200	CRNC CRS NEWSPAPER CORP. CALABAR	132,924,857.31
056500200300	MDI MANAGEMENT DEVELOPMENT INSTITUTE	51,383,715.60
056500200400	MCT Ministry of Culture and Tourism Development, Calabar	37,776,093.20
056500200500	ECPOB CRS Eye Care Programme, Obanliku	1,886,120.00
056500200600	MSC MINISTRY OF SPORTS AND CINEMATOGRAPHY	683,636,601.00
	<b>TOTAL SOCIAL</b>	<b>28,004,708,276.79</b>

30-2020-5  
CERTIFIED TRUE COPY



# CROSS RIVER STATE APPROVED BUDGET 2020

## Schedule 2

### Capital Expenditure

#### GENERAL ADMINISTRATION

Administrative Code	Description	Total Capital Expenditure 2020
011100100200	HPSDG HEAD OF PERSONNEL STAFF TO THE DEPUTY GOVERNOR	521,569,135.00
011100100900	CSPAC CROSS RIVER STATE STRATEGIC POLICY ADVISORY COUNCIL	26,561,900.00
011100600300	MIDC MINISTRY OF INTERNATIONAL DEVELOPMENT CORPORATION	1,789,911,455.00
011101000100	DPPID DUE PROCESS AND PRICE INTELLIGENCE BUREAU	709,000,000.00
011101300100	SSG OFFICE OF THE SECRETARY TO THE STATE GOVERNMENT	1,005,250,100.00
011101300200	DCSNGO DEPARTMENT OF CIVIL SOCIETY & NON-GOVERNMENTAL ORGANIZATION	1,272,800,000.00
011101300300	SPD STRATEGIC PLANNING DEPARTMENT	17,810,000.00
011101300400	DJP DEPARTMENT OF JOB PLACEMENT	
011101300900	DPU DEPARTMENT OF PUBLIC UTILITIES	8,842,610,000.00
011101400100	PAD POLITICAL AFFAIRS DEPARTMENT	34,000,000.00
011101700100	EXCO EXECUTIVE COUNCIL SECRETARIAT	
011101800100	SSD SPECIAL SERVICES DEPARTMENT	17,270,000.00
011102100100	IGADL INTERGOVERNMENTAL AFFAIRS DEPARTMENT, LAGOS	
011103800100	DRM DEPARTMENT OF RELIGIOUS MATTERS	110,800,000.00
011105200100	CRSSO CRS SERVICOM Office	4,210,000.00
011110500100	COS CHIEF OF STAFF	41,738,000,100.00
011113200100	IGADA INTERGOVERNMENTAL AFFAIRS DEPARTMENT, ABUJA	
011118400100	CRM CONFLICT RESOLUTION & MANAGEMENT OFFICE	
011118500100	SSTA SENIOR SPECIAL ADVISER - TREASURY & AUDIT	22,000,000.00
011118600100	LAG LEGAL ADVISER TO THE GOVERNOR	
011118800100	PME PROJECT/PROGRAMMES MONITORING EVALUATION UNIT	47,500,000.00
011200300100	CRSHOA CRS HOUSE OF ASSEMBLY	6,255,076,046.50
011200500100	IPAD INTER PARTY AFFAIRS DEPARTMENT	5,000,000.00
011300800100	SPECIAL ADVISER TECHNICAL (COS)	4,390,000,000.00

*30-2-20*  
**CERTIFIED TRUE COPY**



# CROSS RIVER STATE APPROVED BUDGET 2020

## Schedule 2

### Capital Expenditure

#### GENERAL ADMINISTRATION

Administrative Code	Description	Total Capital Expenditure 2020
012400700100	CRSFS CRS FIRE SERVICE	1,154,626,150.00
012500100100	HOS OFFICE OF THE HEAD OF SERVICE	124,180,000.75
014000100100	OAGS OFFICE OF THE AUDITOR GENERAL - STATE	100,602,923.00
014000200100	OAGLG OFFICE OF THE AUDITOR GENERAL - LOCAL GOVT.	44,060,692.00
014700100100	CRSCS CIVIL SERVICE COMMISSION	50,891,000.00
014700200100	LGSC LOCAL GOVERNMENT SERVICE COMMISSION	97,489,443.58
014800100100	CRSIEC CRS INDEPENDENT ELECTORAL COMMISSION	1,510,000,000.00
014800200200	MOFA Ministry of Foreign Affairs	19,000,000,000.00
014800200400	GS GREEN SHERIFF	300,000,000.00
014800200500	BMED BUDGET MONITORING & EVALUATION DEPARTMENT	14,931,720,740.42
014800200600	DLP DEPARTMENT OF LABOUR AND PRODUCTIVITY	25,360,000.00
014800200700	CRSCC CRS CARNIVAL COMMISSION	3,707,200,000.00
014800200800	DCH DEPARTMENT OF CULTURE AND HERITAGE	15,000,000.00
014800200900	MLGA MINISTRY OF LOCAL GOVERNMENT	1,629,317,000.00
014800300100	CAD CHIEFTANCY AFFAIRS DEPARTMENT	36,819,700.00
014800300200	LAD LEGISLATIVE AFFAIRS DEPARTMENT	
014800300300	DOA Department of Administration	
014800300400	CASC CRS Assembly Service Commission	375,000,000.00
014800300500	MOEP MINISTRY OF ESTABLISHMENT AND PAYROLL	68,000,000.00
014800300600	MOTD MINISTRY OF TRAINING AND DOCTRINE	195,000,000.00
	<b>TOTAL GENERAL ADMINISTRATION</b>	<b>110,174,636,386.25</b>





# CROSS RIVER STATE APPROVED BUDGET 2020

## Schedule 2 Capital Expenditure ECONOMIC

Administrative Code	Description	Total Capital Expenditure 2020
021100100100	MCCFR MINISTRY OF CLIMATE CHANGE AND FOREST RESERVE	2,398,177,991.25
021300100100	MOINF MINISTRY OF INFRASTRUCTURE	139,599,091,287.50
021300200100	CWIDA CRS WATER FRONT INFRASTRUCTURE AND DEVELOPMENT AGENCY	3,046,000,000.00
021400100100	MSMD MINISTRY OF SOLID MINERAL DEVELOPMENT	15,745,000,000.00
021500100100	MOA-HQ MINISTRY OF AGRICULTURE	28,274,699,557.00
021510200100	CRADP AGRICULTURAL DEVELOPMENT PROGRAMME	5,300,000.00
021510900100	CRSFC CRS FORESTRY COMMISSION	458,976,617.60
021510900200	CRSFBC DEPARTMENT OF FORESTRY BIODIVERSITY AND CONSERVATION	402,686,743.38
021510900300	DOCD DEPARTMENT OF COCOA DEVELOPMENT	2,392,855,000.00
022000100100	MOF MINISTRY OF FINANCE	3,040,992,131.00
022000100200	MOFI MINISTRY OF FINANCE INCORPORATED	
022000200100	DMD DEBT MANAGEMENT DEPARTMENT	15,037,330,000.00
022000700100	OAG OFFICE OF THE ACCOUNTANT GENERAL	130,200,587.46
022000800100	IRS INTERNAL REVENUE SERVICE	406,799,127.50
022001200100	CRPC CRS PRIVATIZATION COUNCIL	
022200100100	MOIN MINISTRY OF INDUSTRY	27,660,567,000.00
022200900100	CPC CRS CONSUMER PROTECTION DEPARTMENT	
022205100100	MEDA MICROFINANCE AND ENTERPRISE DEVELOPMENT AGENCY	3,018,300,000.00
022205600100	CRSSAA STATE SIGNAGE AND ADVERTISEMENT AGENCY	68,000,000.00
022900100100	MTMS MINISTRY OF TRANSPORT AND MARINE SERVICES	43,976,809,000.00
022900100400	IPD INVESTMENT PROMOTION DEPARTMENT	552,000,000.00
022905300100	DOPT DEPARTMENT OF PUBLIC TRANSPORTATION	2,640,310,500.00
023100100100	MOP MINISTRY OF POWER	5,225,754,274.50
023100300100	SEA STATE ELECTRIFICATION AGENCY	6,343,012,189.80





# CROSS RIVER STATE APPROVED BUDGET 2020

## Schedule 2 Capital Expenditure ECONOMIC

Administrative Code	Description	Total Capital Expenditure 2020
023200100100	MPR MINISTRY OF PETROLEUM RESOURCES	11,272,420,375.00
023200200100	MGD MINISTRY OF GAS DEVELOPMENT	1,640,500,000.00
023305100100	DMR DEPARTMENT OF MINERAL RESOURCES	51,000,000.00
023400100100	MOW MINISTRY OF WORKS	51,001,188,677.42
023400100200	DWO-TGD DIVISIONAL WORKS OFFICE-ABI	
023400100300	DWO-KAM DIVISIONAL WORKS OFFICE-AKAMKPA	
023400100400	DWO-KTA DIVISIONAL WORKS OFFICE-AKPABUYO	
023400100500	DWO-BKS DIVISIONAL WORKS OFFICE-BAKASSI	
023400100700	DWO-AKP DIVISIONAL WORKS OFFICE-BIASE	
023400100800	DWO-BJE DIVISIONAL WORKS OFFICE-BOKI	
023400100900	DWO-CAL DIVISIONAL WORKS OFFICE-CALABAR MUNICIPALITY	
023400101000	DWO-ANA DIVISIONAL WORKS OFFICE-CALABAR SOUTH	
023400101100	DWO-EFE DIVISIONAL WORKS OFFICE-ETUNG	
023400101200	DWO-KMM DIVISIONAL WORKS OFFICE-IKOM	
023400101400	DWO-BRA DIVISIONAL WORKS OFFICE-OBUBRA	
023400101500	DWO-UDU DIVISIONAL WORKS OFFICE-OBUDU	
023400101600	DWO-DUK DIVISIONAL WORKS OFFICE-ODUKPANI	
023400101700	DWO-GGJ DIVISIONAL WORKS OFFICE-OGOJA	
023400101800	DWO-GEP DIVISIONAL WORKS OFFICE-YAKURR	
023400101900	DWO-CKK DIVISIONAL WORKS OFFICE-YALA	
023400400100	CRRMA ROAD MAINTENANCE AGENCY	3,057,891,877.88
023405600100	MORT MINISTRY OF RURAL TRANSFORMATION	7,498,378,290.61
023600200100	CRTDD CRS TOURISM DEVELOPMENT DEPARTMENT	
023600200200	CRSTB CRS TOURISM BUREAU	







# CROSS RIVER STATE APPROVED BUDGET 2020

## Schedule 2 Capital Expenditure ECONOMIC

Administrative Code	Description	Total Capital Expenditure 2020
023800100100	EA/SPC ECONOMIC ADVISER/STATE PLANNING COMMISSION	529,500,000.00
023800400100	CRSBOS CRS BUREAU OF STATISTICS	50,525,000.00
025000100200	MOAV Ministry of Aviation	24,170,000,000.00
025000100300	CRSPA CRS PORTS AUTHORITY	
025000100400	CRSAA CRS AIRPORT AUTHORITY	
025000100600	CRSAFA AFFORESTATION AGENCY	150,000,000.00
025305300100	MFED MORTGAGE FINANCE AND ESTATE DEPARTMENT	
027000100100	CEFIC CRS ECONOMIC AND FINANCIAL INTELLIGENCE COMMISSION	148,550,000.00
027000100400	CLCMB CROSS RIVER STATE LIVESTOCK COMPANY MANAGEMENT BOARD	43,600,000.00
027000100700	CRSSC CRS SAFETY COMMISSION	10,000,000.00
027000100800	CIDC CRS INDUSTRIAL DEVELOPMENT COUNCIL	22,500,000.00
027000100900	CRSTF CROSS RIVER STATE TANK FARM	
027000200100	CTRRA Commercial. Transport Regulatory./Regulatory Agency	52,000,000.00
027000200200	MSDP MINISTRY OF SPECIAL DUTIES AND PROJECTS	5,865,456,778.58
027000200300	CBPPP CRS BUREAU FOR PUBLIC, PRIVATE PARTNERSHIP	1,185,000,000.00
027000200400	SAGO SPECIAL ADVISER, GOVERNOR'S OFFICE/EVENT MANAGEMENT	48,820,000,000.00
027000200500	CQREB CRS QUARRY REGULATION AND ENVIRONMENTAL BOARD	
027000200600	CIWA CRS Inland Waterways Agency	
027000200700	MGEE MINISTRY OF GRANTS AND ECONOMIC EMPOWERMENT	7,515,000,000.00
027000200800	MOC MINISTRY OF COMMERCE	27,870,000,000.00
	<b>TOTAL ECONOMIC</b>	<b>491,376,373,006.48</b>





# CROSS RIVER STATE APPROVED BUDGET 2020

## Schedule 2 Capital Expenditure

### LAW & JUSTICE

Administrative Code	Description	Total Capital Expenditure 2020
031800100100	CRSJ CRS JUDICIARY	824,789,705.42
031801100100	JSC JUDICIARY SERVICE COMMISSION	770,521,768.00
032600100100	MOJ MINISTRY OF JUSTICE	236,400,000.00
032600200200	CCA CUSTOMARY COURT OF APPEAL	103,447,400.00
032600200400	CJMCH CROSS RIVER JUDICIARY MULTIDOOR COURT HOUSE	240,875,000.00
	<b>TOTAL LAW &amp; JUSTICE</b>	<b>2,176,033,873.42</b>

*30-2-2020*  
CERTIFIED TRUE COPY




# CROSS RIVER STATE APPROVED BUDGET 2020

## Schedule 2 Capital Expenditure

### REGIONAL

Administrative Code	Description	Total Capital Expenditure 2020
040100100100	MNCD MINISTRY OF NEW CITIES DEVELOPMENT	30,568,000,000.00
040200100100	MOSH MINISTRY OF SOCIAL HOUSING	44,213,550,000.00
041300100100	MLH MINISTRY OF LANDS	7,150,883,593.00
045100100100	CAL-UDA CALABAR URBAN DEVELOPMENT AUTHORITY	29,261,000.00
045100200100	KMM-UDA IKOM URBAN DEVELOPMENT AUTHORITY	4,868,150.00
045100300100	GGJ-UDA OGOJA URBAN DEVELOPMENT AUTHORITY	11,935,000.00
045100400100	UDU-UDA OBUDU URBAN DEVELOPMENT AUTHORITY	2,600,000.00
045100500100	GEP-UDA UGEP URBAN DEVELOPMENT AUTHORITY	143,000,000.00
045100600100	BCDC BORDER COMMUNITY DEVELOPMENT COMMISSION	2,593,477,823.52
045100600200	CRSBPA BORDER PATROL AGENCY	
045100600400	CRSSCA STREET CLEANING AGENCY	
045100600500	CRSWWA WASTE TO WEALTH AGENCY	
045100600600	BDA BAKASSI DEVELOPMENT AUTHORITY	
045100600700	ORDA OBUDU RANCH DEVELOPMENT AUTHORITY	
045100600800	FFFVA FRESH FRUITS, FLOWERS AND VEGETABLE AGENCY	
045100600900	MOWR Ministry of Water Resources	4,085,425,000.00
045100700100	CRSWB CRS WATER BOARD	3,507,411,120.14
045100700200	RUWASTA RUWASTA	3,483,730,080.00
045100700300	CGIA CRS GEOGRAPHIC INFORMATION AGENCY	605,090,000.00
045100700400	MOENV MINISTRY OF ENVIRONMENT	8,170,758,387.00
045100700500	WMA WASTE MANAGEMENT AGENCY	2,160,000,000.00
045100700600	CDCA CRS DEVELOPMENT CONTROL AGENCY	123,193,250.00
045100700700	ECEB ENVIROMENTAL CARBON EMISSION BOARD	1,561,800,000.00
045100700800	IUDA ITIGIDI URBAN DEVELOPMENT AUTHORITY	





# CROSS RIVER STATE APPROVED BUDGET 2020

## Schedule 2 Capital Expenditure

### REGIONAL

Administrative Code	Description	Total Capital Expenditure 2020
045100700900	CURA CRS Urban Renewal Agency	19,371,000,000.00
045100800100	OSG OFFICE OF THE SURVEYOR-GENERAL	91,754,000.00
045100800200	MOUB MINISTRY OF URBANIZATION AND BEAUTIFICATION	8,470,000,000.00
<b>TOTAL REGIONAL</b>		<b>136,347,737,403.66</b>

30-2-2020  
CERTIFIED TRUE COPY



# CROSS RIVER STATE APPROVED BUDGET 2020

## Schedule 2 Capital Expenditure

### SOCIAL

Administrative Code	Description	Total Capital Expenditure 2020
050100800100	CRSINT CRS INSTITUTE OF MANAGEMENT AND TECHNOLOGY, UGEP	5,596,431,526.00
050500100100	MOCT MINISTRY OF COMMUNICATION TECHNOLOGY	2,847,291,000.00
051300100100	MOYSA MINISTRY OF YOUTH AND SKILL ACQUISITION	1,692,153,860.00
051400100100	MOWA MINISTRY OF WOMEN AFFAIRS	1,532,045,050.00
051700100100	MOE MINISTRY OF EDUCATION	13,698,776,182.00
051700300100	SUBEB CRS UNIVERSAL BASIC EDU. BOARD	7,170,408,846.78
051700800100	CRLB CRS LIBRARY BOARD	150,000,000.00
051701000100	AANE AGENCY FOR ADULT & NON-FORMAL EDU.	16,249,400.00
051701900100	COE COLLEGE OF EDUCATION	936,000,000.00
051702100100	CRUTECH CRS UNIVERSITY OF TECHNOLOGY	4,068,799,951.88
051705100100	SEB SECONDARY EDUCATION BOARD	69,062,771.00
051705500100	STEB STATE TECHNICAL EDUCATION BOARD	299,508,186.53
051705502100	CPSRB CRS PRIVATE SCHOOLS REGULATORY BOARD	7,926,299.91
051705600100	CRSSB CRS SCHOLARSHIP BOARD	5,515,500,000.00
052100100100	MOH MINISTRY OF HEALTH	44,808,296,875.00
052100300100	PHCDA PRIMARY HEALTH CARE DEVELOPMENT AGENCY	3,167,155,615.00
052102700100	GHC GENERAL HOSPITAL, CALABAR	3,780,974,299.00
052102700200	GHA GENERAL HOSPITAL, AKAMKPA	4,315,000,000.00
052102700300	GHU GENERAL HOSPITAL, UGEP	72,372,177.50
052102700400	GHBRA GENERAL HOSPITAL, OBUBRA	55,200,000.00
052102700500	GHGGJ GENERAL HOSPITAL, OGOJA	5,788,450,619.00
052102700600	GHCKK General Hospital Okpoma	14,300,000.00
052102700700	GHBNS GENERAL HOSPITAL, OBANLIKU	91,825,000.00
052102700800	SJHIEA ST. JOSEPH HOSPITAL, IKOT ENE AKPABUYO	11,652,546.93





# CROSS RIVER STATE APPROVED BUDGET 2020

## Schedule 2 Capital Expenditure

### SOCIAL

Administrative Code	Description	Total Capital Expenditure 2020
052102700900	CHO COTTAGE HOSPITAL, OBAN	
052102701000	CHAC COTTAGE HOSPITAL, AKPET CENTRAL	41,475,000.00
052102701100	EMJHI EJA-MEMORIAL JOINT HOSPITAL, ITIGIDI	108,080,000.00
052102701200	LHY LUTHERAN HOSPITAL, YAHE	34,440,000.00
052102701300	EDP ESSENTIAL DRUGS PROGRAMME	180,270,000.00
052102701400	RMCO Ranch Medical Centre Obudu	3,967,260.00
052102800100	GDCC GOVERNMENT DENTAL CENTRE, CALABAR	27,000,000.00
052102800200	DLHMH DR LAW HENSHAW MEM. HOSPITAL, CAL	97,000,000.00
052102800300	ECPC EYE CARE PROGRAMME, CALABAR	318,311,418.00
052102800400	ECPO EYE CARE PROGRAMME, OGOJA	11,700,000.00
052110400100	SNC SCHOOL OF NURSING, CALABAR	320,025,300.00
052110400200	SNI SCHOOL OF NURSING, ITIGIDI	496,673,585.99
052110400300	CSNO CENTRAL SCHOOL OF NURSING, OGOJA	375,893,142.00
052110600100	CHT COLLEGE OF HEALTH TECHNOLOGY	394,700,000.00
052111500300	SMC SCHOOL OF MIDWIFERY, CALABAR	127,922,500.00
052111500400	SMMO Sch. of Midwifery/TBL Monaya Ogoja	484,223,794.00
052111500500	SMO SCHOOL OF MIDWIFERY/TBL, OBUDU	96,323,800.00
052111500700	SHIS STATE HEALTH INSURANCE SCHEME	10,529,000,000.00
053505300800	IRA INFRASTRUCTURE AND REGULATORY AGENCY	137,860,500.00
056500100100	MHSW MINISTRY OF HUMANITY AND SOCIAL WELFARE	30,622,146,746.00
056500100300	MORAI MINISTRY OF ROBOTICS AND ARTIFICIAL INTELLIGENCE	10,475,000,000.00
056500100500	SEMA STATE EMERGENCY MANAGEMENT AGENCY	2,689,795,313.00
056500100600	SACA AGENCY FOR THE CONTROL OF HIV/AIDS (SACA)	1,756,438,136.50
056500100700	MSDG MINISTRY OF SUSTAINABLE DEVELOPMENT GOALS	112,339,870.00





# CROSS RIVER STATE APPROVED BUDGET 2020

## Schedule 2 Capital Expenditure

### SOCIAL

Administrative Code	Description	Total Capital Expenditure 2020
056500100800	MOI MINISTRY OF INFORMATION	696,300,000.00
056500100900	CRSBCC CRSBC CALABAR	206,609,021.00
056500200100	CRSBCI CRSBC IKOM	28,614,912.00
056500200200	CRNC CRS NEWSPAPER CORP. CALABAR	119,040,000.00
056500200300	MDI MANAGEMENT DEVELOPMENT INSTITUTE	
056500200400	MCT Ministry of Culture and Tourism Development, Calabar	3,483,839,500.00
056500200500	ECPOB CRS Eye Care Programme, Obanliku	
056500200600	MSC MINISTRY OF SPORTS AND CINEMATOGRAPHY	2,337,921,725.00
	<b>TOTAL SOCIAL</b>	<b>172,018,291,730.02</b>

30-2-2020  
CERTIFIED TRUE COPY



# CROSS RIVER STATE APPROVED BUDGET 2020

## Schedule 3

### Statutory Expenditure

#### GENERAL ADMINISTRATION

Administrative Code	Description	Total Statutory Expenditure 2020
011100100200	HPSDG HEAD OF PERSONNEL STAFF TO THE DEPUTY GOVERNOR	59,541,102.74
011100100900	CSPAC CROSS RIVER STATE STRATEGIC POLICY ADVISORY COUNCIL	4,776,848.40
011100600300	MIDC MINISTRY OF INTERNATIONAL DEVELOPMENT CORPORATION	5,118,893.28
011101000100	DPPID DUE PROCESS AND PRICE INTELLIGENCE BUREAU	3,600,000.00
011101300100	SSG OFFICE OF THE SECRETARY TO THE STATE GOVERNMENT	25,339,579.98
011101300200	DCSNGO DEPARTMENT OF CIVIL SOCIETY & NON-GOVERNMENTAL ORGANIZATION	
011101300300	SPD STRATEGIC PLANNING DEPARTMENT	3,600,000.00
011101300400	DJP DEPARTMENT OF JOB PLACEMENT	3,600,000.00
011101300900	DPU DEPARTMENT OF PUBLIC UTILITIES	4,320,000.00
011101400100	PAD POLITICAL AFFAIRS DEPARTMENT	3,600,000.00
011101700100	EXCO EXECUTIVE COUNCIL SECRETARIAT	8,079,808.00
011101800100	SSD SPECIAL SERVICES DEPARTMENT	4,776,848.88
011102100100	IGADL INTERGOVERNMENTAL AFFAIRS DEPARTMENT, LAGOS	
011103800100	DRM DEPARTMENT OF RELIGIOUS MATTERS	3,600,000.00
011105200100	CRSSO CRS SERVICOM Office	4,173,579.78
011110500100	COS CHIEF OF STAFF	1,634,246,791.16
011113200100	IGADA INTERGOVERNMENTAL AFFAIRS DEPARTMENT, ABUJA	
011118400100	CRM CONFLICT RESOLUTION & MANAGEMENT OFFICE	3,600,000.00
011118500100	SSTA SENIOR SPECIAL ADVISER - TREASURY & AUDIT	3,600,000.00
011118600100	LAG LEGAL ADVISER TO THE GOVERNOR	3,600,000.00
011118800100	PME PROJECT/PROGRAMMES MONITORING EVALUATION UNIT	
011200300100	CRSHOA CRS HOUSE OF ASSEMBLY	1,053,478,655.00
011200500100	IPAD INTER PARTY AFFAIRS DEPARTMENT	3,600,000.00
011300800100	SPECIAL ADVISER TECHNICAL (COS)	







# CROSS RIVER STATE APPROVED BUDGET 2020

## Schedule 3

### Statutory Expenditure

#### GENERAL ADMINISTRATION

Administrative Code	Description	Total Statutory Expenditure 2020
012400700100	CRSFS CRS FIRE SERVICE	
012500100100	HOS OFFICE OF THE HEAD OF SERVICE	40,285,949.52
014000100100	OAGS OFFICE OF THE AUDITOR GENERAL - STATE	5,431,908.30
014000200100	OAGLG OFFICE OF THE AUDITOR GENERAL - LOCAL GOVT.	4,776,856.00
014700100100	CRSCS CIVIL SERVICE COMMISSION	63,918,641.04
014700200100	LGSC LOCAL GOVERNMENT SERVICE COMMISSION	66,164,897.89
014800100100	CRSIEC CRS INDEPENDENT ELECTORAL COMMISSION	38,088,931.88
014800200200	MOFA Ministry of Foreign Affairs	9,895,742.16
014800200400	GS GREEN SHERIFF	4,000,000.00
014800200500	BMED BUDGET MONITORING & EVALUATION DEPARTMENT	5,431,913.80
014800200600	DLP DEPARTMENT OF LABOUR AND PRODUCTIVITY	4,776,848.88
014800200700	CRSCC CRS CARNIVAL COMMISSION	13,200,000.00
014800200800	DCH DEPARTMENT OF CULTURE AND HERITAGE	3,600,000.00
014800200900	MLGA MINISTRY OF LOCAL GOVERNMENT	9,895,747.16
014800300100	CAD CHIEFTANCY AFFAIRS DEPARTMENT	59,844,356.00
014800300200	LAD LEGISLATIVE AFFAIRS DEPARTMENT	3,600,000.00
014800300300	DOA Department of Administration	5,400,000.00
014800300400	CASC CRS Assembly Service Commission	57,836,348.50
014800300500	MOEP MINISTRY OF ESTABLISHMENT AND PAYROLL	9,895,742.16
014800300600	MOTD MINISTRY OF TRAINING AND DOCTRINE	9,895,742.16
	<b>TOTAL GENERAL ADMINISTRATION</b>	<b>3,252,191,732.67</b>





# CROSS RIVER STATE APPROVED BUDGET 2020

## Schedule 3 Statutory Expenditure ECONOMIC

Administrative Code	Description	Total Statutory Expenditure 2020
021100100100	MCCFR MINISTRY OF CLIMATE CHANGE AND FOREST RESERVE	13,495,742.16
021300100100	MOINF MINISTRY OF INFRASTRUCTURE	8,892,849.48
021300200100	CWIDA CRS WATER FRONT INFRASTRUCTURE AND DEVELOPMENT AGENCY	10,232,078.00
021400100100	MSMD MINISTRY OF SOLID MINERAL DEVELOPMENT	5,118,893.28
021500100100	MOA-HQ MINISTRY OF AGRICULTURE	9,895,742.16
021510200100	CRADP AGRICULTURAL DEVELOPMENT PROGRAMME	
021510900100	CRSFC CRS FORESTRY COMMISSION	15,600,000.00
021510900200	CRSFBC DEPARTMENT OF FORESTRY BIODIVERSITY AND CONSERVATION	3,600,000.00
021510900300	DOCD DEPARTMENT OF COCOA DEVELOPMENT	3,600,000.00
022000100100	MOF MINISTRY OF FINANCE	9,895,741.68
022000100200	MOFI MINISTRY OF FINANCE INCORPORATED	
022000200100	DMD DEBT MANAGEMENT DEPARTMENT	3,600,000.00
022000700100	OAG OFFICE OF THE ACCOUNTANT GENERAL	31,635,914,704.00
022000800100	IRS INTERNAL REVENUE SERVICE	8,467,470.00
022001200100	CRPC CRS PRIVATIZATION COUNCIL	18,000,000.00
022200100100	MOIN MINISTRY OF INDUSTRY	9,895,741.84
022200900100	CPC CRS CONSUMER PROTECTION DEPARTMENT	4,440,000.00
022205100100	MEDA MICROFINANCE AND ENTERPRISE DEVELOPMENT AGENCY	4,936,840.00
022205600100	CRSSAA STATE SIGNAGE AND ADVERTISEMENT AGENCY	12,877,377.44
022900100100	MTMS MINISTRY OF TRANSPORT AND MARINE SERVICES	10,484,737.44
022900100400	IPD INVESTMENT PROMOTION DEPARTMENT	51,048,081.00
022905300100	DOPT DEPARTMENT OF PUBLIC TRANSPORTATION	10,208,786.88
023100100100	MOP MINISTRY OF POWER	9,895,742.16
023100300100	SEA STATE ELECTRIFICATION AGENCY	12,600,000.00





# CROSS RIVER STATE APPROVED BUDGET 2020

## Schedule 3 Statutory Expenditure ECONOMIC

Administrative Code	Description	Total Statutory Expenditure 2020
023200100100	MPR MINISTRY OF PETROLEUM RESOURCES	10,063,826.96
023200200100	MGD MINISTRY OF GAS DEVELOPMENT	9,895,747.60
023305100100	DMR DEPARTMENT OF MINERAL RESOURCES	3,600,000.00
023400100100	MOW MINISTRY OF WORKS	9,395,505.73
023400100200	DWO-TGD DIVISIONAL WORKS OFFICE-ABI	
023400100300	DWO-KAM DIVISIONAL WORKS OFFICE-AKAMKPA	
023400100400	DWO-KTA DIVISIONAL WORKS OFFICE-AKPABUYO	
023400100500	DWO-BKS DIVISIONAL WORKS OFFICE-BAKASSI	
023400100700	DWO-AKP DIVISIONAL WORKS OFFICE-BIASE	
023400100800	DWO-BJE DIVISIONAL WORKS OFFICE-BOKI	
023400100900	DWO-CAL DIVISIONAL WORKS OFFICE-CALABAR MUNICIPALITY	
023400101000	DWO-ANA DIVISIONAL WORKS OFFICE-CALABAR SOUTH	
023400101100	DWO-EFE DIVISIONAL WORKS OFFICE-ETUNG	
023400101200	DWO-KMM DIVISIONAL WORKS OFFICE-IKOM	
023400101400	DWO-BRA DIVISIONAL WORKS OFFICE-OBUBRA	
023400101500	DWO-UDU DIVISIONAL WORKS OFFICE-OBUDU	
023400101600	DWO-DUK DIVISIONAL WORKS OFFICE-ODUKPANI	
023400101700	DWO-GGJ DIVISIONAL WORKS OFFICE-OGOJA	
023400101800	DWO-GEP DIVISIONAL WORKS OFFICE-YAKURR	
023400101900	DWO-CKK DIVISIONAL WORKS OFFICE-YALA	
023400400100	CRRMA ROAD MAINTENANCE AGENCY	
023405600100	MORT MINISTRY OF RURAL TRANSFORMATION	12,600,000.00
023600200100	CRTDD CRS TOURISM DEVELOPMENT DEPARTMENT	3,600,000.00
023600200200	CRSTB CRS TOURISM BUREAU	5,024,702.55





# CROSS RIVER STATE APPROVED BUDGET 2020

## Schedule 3 Statutory Expenditure ECONOMIC

Administrative Code	Description	Total Statutory Expenditure 2020
023800100100	EA/SPC ECONOMIC ADVISER/STATE PLANNING COMMISSION	25,967,699.68
023800400100	CRSBOS CRS BUREAU OF STATISTICS	5,651,928.16
025000100200	MOAV Ministry of Aviation	9,895,742.16
025000100300	CRSPA CRS PORTS AUTHORITY	3,600,000.00
025000100400	CRSAA CRS AIRPORT AUTHORITY	4,000,000.00
025000100600	CRSAFA AFFORESTATION AGENCY	4,000,000.00
025305300100	MFED MORTGAGE FINANCE AND ESTATE DEPARTMENT	6,600,000.00
027000100100	CEFIC CRS ECONOMIC AND FINANCIAL INTELLIGENCE COMMISSION	93,000,000.00
027000100400	CLCMB CROSS RIVER STATE LIVESTOCK COMPANY MANAGEMENT BOARD	25,200,000.00
027000100700	CRSSC CRS SAFETY COMMISSION	13,800,000.00
027000100800	CIDC CRS INDUSTRIAL DEVELOPMENT COUNCIL	15,600,000.00
027000100900	CRSTF CROSS RIVER STATE TANK FARM	5,400,000.00
027000200100	CTRRA Commercial. Transport Regulatory./Regulatory Agency	4,189,806.92
027000200200	MSDP MINISTRY OF SPECIAL DUTIES AND PROJECTS	9,895,762.16
027000200300	CBPPP CRS BUREAU FOR PUBLIC, PRIVATE PARTNERSHIP	22,185,423.00
027000200400	SAGO SPECIAL ADVISER, GOVERNOR'S OFFICE/EVENT MANAGEMENT	4,800,000.00
027000200500	CQREB CRS QUARRY REGULATION AND ENVIRONMENTAL BOARD	20,400,000.00
027000200600	CIWA CRS Inland Waterways Agency	15,600,000.00
027000200700	MGEE MINISTRY OF GRANTS AND ECONOMIC EMPOWERMENT	5,118,893.28
027000200800	MOC MINISTRY OF COMMERCE	5,118,893.28
	<b>TOTAL ECONOMIC</b>	<b>32,226,904,459.00</b>





# CROSS RIVER STATE APPROVED BUDGET 2020

## Schedule 3 Statutory Expenditure

### LAW & JUSTICE

Administrative Code	Description	Total Statutory Expenditure 2020
031800100100	CRSJ CRS JUDICIARY	224,599,111.30
031801100100	JSC JUDICIARY SERVICE COMMISSION	32,127,836.25
032600100100	MOJ MINISTRY OF JUSTICE	2,509,895,747.00
032600200200	CCA CUSTOMARY COURT OF APPEAL	52,633,011.10
032600200400	CJMCH CROSS RIVER JUDICIARY MULTIDOOR COURT HOUSE	21,699,250.56
	<b>TOTAL LAW &amp; JUSTICE</b>	<b>2,840,954,956.21</b>

30-2-2020  
CERTIFIED TRUE COPY




# CROSS RIVER STATE APPROVED BUDGET 2020

## Schedule 3 Statutory Expenditure

### REGIONAL

Administrative Code	Description	Total Statutory Expenditure 2020
040100100100	MNCD MINISTRY OF NEW CITIES DEVELOPMENT	9,895,742.16
040200100100	MOSH MINISTRY OF SOCIAL HOUSING	11,500,000.00
041300100100	MLH MINISTRY OF LANDS	9,895,742.16
045100100100	CAL-UDA CALABAR URBAN DEVELOPMENT AUTHORITY	7,800,000.00
045100200100	KMM-UDA IKOM URBAN DEVELOPMENT AUTHORITY	
045100300100	GGJ-UDA OGOJA URBAN DEVELOPMENT AUTHORITY	8,342,968.00
045100400100	UDU-UDA OBUDU URBAN DEVELOPMENT AUTHORITY	8,057,052.00
045100500100	GEP-UDA UGEP URBAN DEVELOPMENT AUTHORITY	7,800,002.00
045100600100	BCDC BORDER COMMUNITY DEVELOPMENT COMMISSION	22,200,000.00
045100600200	CRSBPA BORDER PATROL AGENCY	4,000,000.00
045100600400	CRSSCA STREET CLEANING AGENCY	4,000,000.00
045100600500	CRSWWA WASTE TO WEALTH AGENCY	4,000,000.00
045100600600	BDA BAKASSI DEVELOPMENT AUTHORITY	4,000,000.00
045100600700	ORDA OBUDU RANCH DEVELOPMENT AUTHORITY	4,000,000.00
045100600800	FFFVA FRESH FRUITS, FLOWERS AND VEGETABLE AGENCY	4,000,000.00
045100600900	MOWR Ministry of Water Resources	9,954,720.33
045100700100	CRSWB CRS WATER BOARD	
045100700200	RUWASTA RUWASTA	38,400,000.00
045100700300	CGIA CRS GEOGRAPHIC INFORMATION AGENCY	50,784,224.16
045100700400	MOENV MINISTRY OF ENVIRONMENT	17,095,742.16
045100700500	WMA WASTE MANAGEMENT AGENCY	9,819,156.00
045100700600	CDCA CRS DEVELOPMENT CONTROL AGENCY	4,800,000.00
045100700700	ECEB ENVIROMENTAL CARBON EMISSION BOARD	37,200,000.00
045100700800	IUDA ITIGIDI URBAN DEVELOPMENT AUTHORITY	15,000,000.00





# CROSS RIVER STATE APPROVED BUDGET 2020

## Schedule 3 Statutory Expenditure

### REGIONAL

Administrative Code	Description	Total Statutory Expenditure 2020
045100700900	CURA CRS Urban Renewal Agency	26,400,000.00
045100800100	OSG OFFICE OF THE SURVEYOR-GENERAL	8,327,615.40
045100800200	MOUB MINISTRY OF URBANIZATION AND BEAUTIFICATION	9,895,742.16
<b>TOTAL REGIONAL</b>		<b>337,168,706.53</b>

30-2-2020  
CERTIFIED TRUE COPY



# CROSS RIVER STATE APPROVED BUDGET 2020

## Schedule 3 Statutory Expenditure

### SOCIAL

Administrative Code	Description	Total Statutory Expenditure 2020
050100800100	CRSINT CRS INSTITUTE OF MANAGEMENT AND TECHNOLOGY, UGEP	114,418,662.00
050500100100	MOCT MINISTRY OF COMMUNICATION TECHNOLOGY	9,895,742.16
051300100100	MOYSA MINISTRY OF YOUTH AND SKILL ACQUISITION	4,776,851.00
051400100100	MOWA MINISTRY OF WOMEN AFFAIRS	9,895,768.40
051700100100	MOE MINISTRY OF EDUCATION	10,133,060.00
051700300100	SUBEB CRS UNIVERSAL BASIC EDU. BOARD	13,200,000.00
051700800100	CRLB CRS LIBRARY BOARD	
051701000100	AANE AGENCY FOR ADULT & NON-FORMAL EDU.	
051701900100	COE COLLEGE OF EDUCATION	
051702100100	CRUTECH CRS UNIVERSITY OF TECHNOLOGY	
051705100100	SEB SECONDARY EDUCATION BOARD	15,000,000.00
051705500100	STEB STATE TECHNICAL EDUCATION BOARD	18,627,525.00
051705502100	CPSRB CRS PRIVATE SCHOOLS REGULATORY BOARD	
051705600100	CRSSB CRS SCHOLARSHIP BOARD	
052100100100	MOH MINISTRY OF HEALTH	9,895,768.88
052100300100	PHCDA PRIMARY HEALTH CARE DEVELOPMENT AGENCY	
052102700100	GHC GENERAL HOSPITAL, CALABAR	
052102700200	GHA GENERAL HOSPITAL, AKAMKPA	
052102700300	GHU GENERAL HOSPITAL, UGEP	
052102700400	GHBRA GENERAL HOSPITAL, OBUBRA	
052102700500	GHGGJ GENERAL HOSPITAL, OGOJA	
052102700600	GHCKK General Hospital Okpoma	
052102700700	GHBNS GENERAL HOSPITAL, OBANLIKU	
052102700800	SJHIEA ST. JOSEPH HOSPITAL, IKOT ENE AKPABUYO	







# CROSS RIVER STATE APPROVED BUDGET 2020

## Schedule 3 Statutory Expenditure

### SOCIAL

Administrative Code	Description	Total Statutory Expenditure 2020
052102700900	CHO COTTAGE HOSPITAL, OBAN	
052102701000	CHAC COTTAGE HOSPITAL, AKPET CENTRAL	
052102701100	EMJHI EJA-MEMORIAL JOINT HOSPITAL, ITIGIDI	
052102701200	LHY LUTHERAN HOSPITAL, YAHE	
052102701300	EDP ESSENTIAL DRUGS PROGRAMME	
052102701400	RMCO Ranch Medical Centre Obudu	
052102800100	GDCC GOVERNMENT DENTAL CENTRE, CALABAR	
052102800200	DLHMH DR LAW HENSHAW MEM. HOSPITAL, CAL	
052102800300	ECPC EYE CARE PROGRAMME, CALABAR	
052102800400	ECPO EYE CARE PROGRAMME, OGOJA	
052110400100	SNC SCHOOL OF NURSING, CALABAR	
052110400200	SNI SCHOOL OF NURSING, ITIGIDI	
052110400300	CSNO CENTRAL SCHOOL OF NURSING, OGOJA	
052110600100	CHT COLLEGE OF HEALTH TECHNOLOGY	
052111500300	SMC SCHOOL OF MIDWIFERY, CALABAR	
052111500400	SMMO Sch. of Midwifery/TBL Monaya Ogoja	
052111500500	SMO SCHOOL OF MIDWIFERY/TBL, OBUDU	
052111500700	SHIS STATE HEALTH INSURANCE SCHEME	10,139,546.00
053505300800	IRA INFRASTRUCTURE AND REGULATORY AGENCY	21,000,000.00
056500100100	MHSW MINISTRY OF HUMANITY AND SOCIAL WELFARE	9,895,741.88
056500100300	MORAI MINISTRY OF ROBOTICS AND ARTIFICIAL INTELLIGENCE	9,895,742.16
056500100500	SEMA STATE EMERGENCY MANAGEMENT AGENCY	4,000,000.00
056500100600	SACA AGENCY FOR THE CONTROL OF HIV/AIDS (SACA)	7,980,610.00
056500100700	MSDG MINISTRY OF SUSTAINABLE DEVELOPMENT GOALS	9,895,378.16





# CROSS RIVER STATE APPROVED BUDGET 2020

## Schedule 3 Statutory Expenditure

### SOCIAL

Administrative Code	Description	Total Statutory Expenditure 2020
056500100800	MOI MINISTRY OF INFORMATION	9,895,745.88
056500100900	CRSBCC CRSBC CALABAR	7,200,000.00
056500200100	CRSBCI CRSBC IKOM	
056500200200	CRNC CRS NEWSPAPER CORP. CALABAR	5,357,692.00
056500200300	MDI MANAGEMENT DEVELOPMENT INSTITUTE	25,130,546.88
056500200400	MCT Ministry of Culture and Tourism Development, Calabar	9,895,742.16
056500200500	ECPOB CRS Eye Care Programme, Obanliku	
056500200600	MSC MINISTRY OF SPORTS AND CINEMATOGRAPHY	9,895,742.16
	<b>TOTAL SOCIAL</b>	<b>346,025,864.72</b>

30-2020-5  
CERTIFIED TRUE COPY



**CROSS RIVER STATE BUDGET 2020  
GRAND SUMMARY OF REVENUE AND EXPENDITURE**

Details	General Administration	Economic	Law & Justice	Regional	Social	Total
Recurrent Revenue	516,677,300.00	107,936,225,304.03	129,865,281.83	7,348,524,423.69	5,550,736,638.83	121,482,028,948.38
Capital Receipts	27,217,601,754.00	921,925,819,048.38	159,047,588.70	5,087,231,164.19	24,296,779,184.29	978,686,478,739.56
<b>Total Inflow</b>	<b>27,734,279,054.00</b>	<b>1,029,862,044,352.41</b>	<b>288,912,870.53</b>	<b>12,435,755,587.88</b>	<b>29,847,515,823.12</b>	<b>1,100,168,507,687.94</b>
Personnel Cost	2,531,445,197.02	2,960,159,403.12	2,437,971,993.14	5,355,739,446.17	24,875,078,072.54	38,160,394,111.99
Overhead	104,716,243,638.82	2,051,014,478.82	382,635,980.10	632,271,155.00	3,129,630,204.25	110,911,795,456.99
Statutory	3,252,191,732.67	32,226,904,459.00	2,840,954,956.21	337,168,706.53	346,025,864.72	39,003,245,719.13
<b>Total Outflow</b>	<b>110,499,880,568.51</b>	<b>37,238,078,340.94</b>	<b>5,661,562,929.45</b>	<b>6,325,179,307.70</b>	<b>28,350,734,141.51</b>	<b>188,075,435,288.12</b>
Capital Expenditure	110,174,636,386.25	491,376,373,006.48	2,176,033,873.42	136,347,737,403.66	172,018,291,730.02	912,093,072,399.83
<b>Total Budget</b>	<b>220,674,516,954.76</b>	<b>528,614,451,347.42</b>	<b>7,837,596,802.87</b>	<b>142,672,916,711.36</b>	<b>200,369,025,871.54</b>	<b>1,100,168,507,687.94</b>
Surplus/Deficit	(192,940,237,900.76)	501,247,593,004.99	(7,548,683,932.34)	(130,237,161,123.48)	(170,521,510,048.42)	-

30-2-20  
CERTIFIED TRUE COPY



# CROSS RIVER STATE APPROVED BUDGET 2020

## SUMMARY OF INFLOW

### GENERAL ADMINISTRATION

Administrative Code	Description	Approved Recurrent Revenue 2020	Approved Capital Receipts 2020	Approved Total Inflow 2020	Approved Recurrent Revenue 2019	Approved Capital Receipts 2019	Approved Total Inflow 2019
011100100200	HPSDG HEAD OF PERSONNEL STAFF TO THE DEPUTY GOVERNOR						
011100100900	CSPAC CROSS RIVER STATE STRATEGIC POLICY ADVISORY COUNCIL						
011100600300	MIDC MINISTRY OF INTERNATIONAL DEVELOPMENT CORPORATION		24,639,601,754.00	<b>24,639,601,754.00</b>		24,639,601,754.00	<b>24,639,601,754.00</b>
011101000100	DPPID DUE PROCESS AND PRICE INTELLIGENCE BUREAU	90,000,000.00		<b>90,000,000.00</b>	90,000,000.00		<b>90,000,000.00</b>
011101300100	SSG OFFICE OF THE SECRETARY TO THE STATE GOVERNMENT	1,100,000.00		<b>1,100,000.00</b>	1,100,000.00		<b>1,100,000.00</b>
011101300200	DCSNGO DEPARTMENT OF CIVIL SOCIETY & NON-GOVERNMENTAL ORGANIZATION	1,585,300.00		<b>1,585,300.00</b>	1,585,300.00		<b>1,585,300.00</b>
011101300300	SPD STRATEGIC PLANNING DEPARTMENT						
011101300400	DJP DEPARTMENT OF JOB PLACEMENT						
011101300900	DPU DEPARTMENT OF PUBLIC UTILITIES						
011101400100	PAD POLITICAL AFFAIRS DEPARTMENT						
011101700100	EXCO EXECUTIVE COUNCIL SECRETARIAT						
011101800100	SSD SPECIAL SERVICES DEPARTMENT	-	-	-	8,387,025.20	1,380,000.00	<b>9,767,025.20</b>
011102100100	IGADL INTERGOVERNMENTAL AFFAIRS DEPARTMENT, LAGOS	-	-	-			
011103800100	DRM DEPARTMENT OF RELIGIOUS MATTERS	-	-	-			
011105200100	CRSSO CRS SERVICOM Office	-	-	-			
011110500100	COS CHIEF OF STAFF	-	-	-			
011113200100	IGADA INTERGOVERNMENTAL AFFAIRS DEPARTMENT, ABUJA	-	-	-			
011118400100	CRM CONFLICT RESOLUTION & MANAGEMENT OFFICE	-	-	-			
011118500100	SSTA SENIOR SPECIAL ADVISER - TREASURY & AUDIT	-	-	-			
011118600100	LAG LEGAL ADVISER TO THE GOVERNOR	-	-	-			





# CROSS RIVER STATE APPROVED BUDGET 2020

## SUMMARY OF INFLOW

### GENERAL ADMINISTRATION

Administrative Code	Description	Approved Recurrent Revenue 2020	Approved Capital Receipts 2020	Approved Total Inflow 2020	Approved Recurrent Revenue 2019	Approved Capital Receipts 2019	Approved Total Inflow 2019
011118800100	PME PROJECT/PROGRAMMES MONITORING EVALUATION UNIT	-	-	-			
011200300100	CRSHOA CRS HOUSE OF ASSEMBLY	-	700,000,000.00	<b>700,000,000.00</b>		200,000,000.00	<b>200,000,000.00</b>
011200500100	IPAD INTER PARTY AFFAIRS DEPARTMENT	500,000.00		<b>500,000.00</b>	500,000.00		<b>500,000.00</b>
011300800100	SPECIAL ADVISER TECHNICAL (COS)						
012400700100	CRSFS CRS FIRE SERVICE	5,380,000.00		<b>5,380,000.00</b>	8,200,000.00		<b>8,200,000.00</b>
012500100100	HOS OFFICE OF THE HEAD OF SERVICE	300,000.00		<b>300,000.00</b>	290,000.00		<b>290,000.00</b>
014000100100	OAGS OFFICE OF THE AUDITOR GENERAL - STATE						
014000200100	OAGLG OFFICE OF THE AUDITOR GENERAL - LOCAL GOVT.	13,500,000.00		<b>13,500,000.00</b>	13,500,000.00		<b>13,500,000.00</b>
014700100100	CRCSC CIVIL SERVICE COMMISSION	950,000.00		<b>950,000.00</b>	4,700,000.00		<b>4,700,000.00</b>
014700200100	LGSC LOCAL GOVERNMENT SERVICE COMMISSION	2,350,000.00	162,000,000.00	<b>164,350,000.00</b>	4,700,000.00	486,000,000.00	<b>490,700,000.00</b>
014800100100	CRSIEC CRS INDEPENDENT ELECTORAL COMMISSION	15,000,000.00	1,500,000,000.00	<b>1,515,000,000.00</b>	15,000,000.00	1,500,000,000.00	<b>1,515,000,000.00</b>
014800200200	MOFA Ministry of Foreign Affairs						
014800200400	GS GREEN SHERIFF						
014800200500	BMED BUDGET MONITORING & EVALUATION DEPARTMENT						
014800200600	DLP DEPARTMENT OF LABOUR AND PRODUCTIVITY						
014800200700	CRSCC CRS CARNIVAL COMMISSION	6,000,000.00		<b>6,000,000.00</b>	6,000,000.00		<b>6,000,000.00</b>
014800200800	DCH DEPARTMENT OF CULTURE AND HERITAGE	9,232,000.00		<b>9,232,000.00</b>	9,232,000.00		<b>9,232,000.00</b>
014800200900	MLGA MINISTRY OF LOCAL GOVERNMENT	367,700,000.00	216,000,000.00	<b>583,700,000.00</b>	367,700,000.00	216,216,000.00	<b>583,916,000.00</b>
014800300100	CAD CHIEFTANCY AFFAIRS DEPARTMENT	3,080,000.00		<b>3,080,000.00</b>	3,080,000.00		<b>3,080,000.00</b>
014800300200	LAD LEGISLATIVE AFFAIRS DEPARTMENT						
014800300300	DOA Department of Administration						





# CROSS RIVER STATE APPROVED BUDGET 2020

## SUMMARY OF INFLOW

### GENERAL ADMINISTRATION

Administrative Code	Description	Approved Recurrent Revenue 2020	Approved Capital Receipts 2020	Approved Total Inflow 2020	Approved Recurrent Revenue 2019	Approved Capital Receipts 2019	Approved Total Inflow 2019
014800300400	CASC CRS Assembly Service Commission						
014800300500	MOEP MINISTRY OF ESTABLISHMENT AND PAYROLL						
014800300600	MOTD MINISTRY OF TRAINING AND DOCTRINE						
<b>TOTAL GENERAL ADMINISTRATION</b>		516,677,300.00	27,217,601,754.00	<b>27,734,279,054.00</b>	533,974,325.20	27,043,197,754.00	<b>27,577,172,079.20</b>

30-2-2020  
CERTIFIED TRUE COPY



# CROSS RIVER STATE APPROVED BUDGET 2020

## SUMMARY OF INFLOW

### ECONOMIC

Administrative Code	Description	Approved Recurrent Revenue 2020	Approved Capital Receipts 2020	Approved Total Inflow 2020	Approved Recurrent Revenue 2019	Approved Capital Receipts 2019	Approved Total Inflow 2019
021100100100	MCCFR MINISTRY OF CLIMATE CHANGE AND FOREST RESERVE	2,000,000.00		<b>2,000,000.00</b>	-		-
021300100100	MOINF MINISTRY OF INFRASTRUCTURE				-		-
021300200100	CWIDA CRS WATER FRONT INFRASTRUCTURE AND DEVELOPMENT AGENCY				-		-
021400100100	MSMD MINISTRY OF SOLID MINERAL DEVELOPMENT	617,520,000.00		<b>617,520,000.00</b>	873,500,000.00		<b>873,500,000.00</b>
021500100100	MOA-HQ MINISTRY OF AGRICULTURE	114,870,012.00	315,714,445.00	<b>430,584,457.00</b>	84,448,628.00	315,714,445.00	<b>400,163,073.00</b>
021510200100	CRADP AGRICULTURAL DEVELOPMENT PROGRAMME	3,500,000.00		<b>3,500,000.00</b>	-		-
021510900100	CRSFC CRS FORESTRY COMMISSION	1,000,050,000.00		<b>1,000,050,000.00</b>	1,000,050,000.00		<b>1,000,050,000.00</b>
021510900200	CRSFBC DEPARTMENT OF FORESTRY BIODIVERSITY AND CONSERVATION						
021510900300	DOCD DEPARTMENT OF COCOA DEVELOPMENT	390,822,000.00	1,050,000,000.00	<b>1,440,822,000.00</b>	390,822,000.00	1,050,000,000.00	<b>1,440,822,000.00</b>
022000100100	MOF MINISTRY OF FINANCE	156,767,301.46	20,600,000,000.00	<b>20,756,767,301.46</b>	20,303,042.69	20,543,772,896.40	<b>20,564,075,939.09</b>
022000100200	MOFI MINISTRY OF FINANCE INCORPORATED						
022000200100	DMD DEBT MANAGEMENT DEPARTMENT						
022000700100	OAG OFFICE OF THE ACCOUNTANT GENERAL	84,157,811,754.77	893,225,290,607.38	<b>977,383,102,362.15</b>	106,010,516,069.76	1,813,508,838,209.12	<b>1,919,519,354,278.88</b>
022000800100	IRS INTERNAL REVENUE SERVICE	19,250,427,317.00		<b>19,250,427,317.00</b>	17,440,260,448.00		<b>17,440,260,448.00</b>
022001200100	CRPC CRS PRIVATIZATION COUNCIL	5,000,000.00	100,000,000.00	<b>105,000,000.00</b>	5,000,000.00	100,000,000.00	<b>105,000,000.00</b>
022200100100	MOIN MINISTRY OF INDUSTRY	430,000,000.00	84,000,000.00	<b>514,000,000.00</b>	767,496,070.00	84,000,000.00	<b>851,496,070.00</b>
022200900100	CPC CRS CONSUMER PROTECTION DEPARTMENT						
022205100100	MEDA MICROFINANCE AND ENTERPRISE DEVELOPMENT AGENCY						
022205600100	CRSSAA STATE SIGNAGE AND ADVERTISEMENT AGENCY	120,000,000.00		<b>120,000,000.00</b>	125,000,000.00		<b>125,000,000.00</b>
022900100100	MTMS MINISTRY OF TRANSPORT AND MARINE SERVICES	-		-	200,000.00		<b>200,000.00</b>





# CROSS RIVER STATE APPROVED BUDGET 2020

## SUMMARY OF INFLOW

### ECONOMIC

Administrative Code	Description	Approved Recurrent Revenue 2020	Approved Capital Receipts 2020	Approved Total Inflow 2020	Approved Recurrent Revenue 2019	Approved Capital Receipts 2019	Approved Total Inflow 2019
022900100400	IPD INVESTMENT PROMOTION DEPARTMENT	-		-			
022905300100	DOPT DEPARTMENT OF PUBLIC TRANSPORTATION	105,386,674.00		<b>105,386,674.00</b>	175,871,453.00		<b>175,871,453.00</b>
023100100100	MOP MINISTRY OF POWER						
023100300100	SEA STATE ELECTRIFICATION AGENCY						
023200100100	MPR MINISTRY OF PETROLEUM RESOURCES	500,000,000.00	1,200,000,000.00	<b>1,700,000,000.00</b>	1,000,000,000.00	1,200,000,000.00	<b>2,200,000,000.00</b>
023200200100	MGD MINISTRY OF GAS DEVELOPMENT						
023305100100	DMR DEPARTMENT OF MINERAL RESOURCES						
023400100100	MOW MINISTRY OF WORKS	5,500,000.00		<b>5,500,000.00</b>	10,017,468.00		<b>10,017,468.00</b>
023400100200	DWO-TGD DIVISIONAL WORKS OFFICE-ABI						
023400100300	DWO-KAM DIVISIONAL WORKS OFFICE-AKAMKPA						
023400100400	DWO-KTA DIVISIONAL WORKS OFFICE-AKPABUYO						
023400100500	DWO-BKS DIVISIONAL WORKS OFFICE-BAKASSI						
023400100700	DWO-AKP DIVISIONAL WORKS OFFICE-BIASE						
023400100800	DWO-BJE DIVISIONAL WORKS OFFICE-BOKI						
023400100900	DWO-CAL DIVISIONAL WORKS OFFICE-CALABAR MUNICIPALITY						
023400101000	DWO-ANA DIVISIONAL WORKS OFFICE-CALABAR SOUTH						
023400101100	DWO-EFE DIVISIONAL WORKS OFFICE-ETUNG						
023400101200	DWO-KMM DIVISIONAL WORKS OFFICE-IKOM						
023400101400	DWO-BRA DIVISIONAL WORKS OFFICE-OBUBRA						
023400101500	DWO-UDU DIVISIONAL WORKS OFFICE-OBUDU						
023400101600	DWO-DUK DIVISIONAL WORKS OFFICE-ODUKPANI						







# CROSS RIVER STATE APPROVED BUDGET 2020

## SUMMARY OF INFLOW

### ECONOMIC

Administrative Code	Description	Approved Recurrent Revenue 2020	Approved Capital Receipts 2020	Approved Total Inflow 2020	Approved Recurrent Revenue 2019	Approved Capital Receipts 2019	Approved Total Inflow 2019
023400101700	DWO-GGJ DIVISIONAL WORKS OFFICE-OGOJA						
023400101800	DWO-GEP DIVISIONAL WORKS OFFICE-YAKURR						
023400101900	DWO-CKK DIVISIONAL WORKS OFFICE-YALA						
023400400100	CRRMA ROAD MAINTENANCE AGENCY						
023405600100	MORT MINISTRY OF RURAL TRANSFORMATION		5,000,813,996.00	<b>5,000,813,996.00</b>		300,150,000.00	<b>300,150,000.00</b>
023600200100	CRTDD CRS TOURISM DEVELOPMENT DEPARTMENT	25,000,000.00		<b>25,000,000.00</b>	25,000,000.00		<b>25,000,000.00</b>
023600200200	CRSTB CRS TOURISM BUREAU	9,270,244.80		<b>9,270,244.80</b>	9,270,244.80		<b>9,270,244.80</b>
023800100100	EA/SPC ECONOMIC ADVISER/STATE PLANNING COMMISSION	-		-	1,753,343.00		<b>1,753,343.00</b>
023800400100	CRSBOS CRS BUREAU OF STATISTICS	-		-			
025000100200	MOAV Ministry of Aviation	-		-			
025000100300	CRSPA CRS PORTS AUTHORITY	-		-			
025000100400	CRSAA CRS AIRPORT AUTHORITY	-		-			
025000100600	CRSAFA AFFORESTATION AGENCY	-		-			
025305300100	MFED MORTGAGE FINANCE AND ESTATE DEPARTMENT	5,000,000.00		<b>5,000,000.00</b>	5,000,000.00		<b>5,000,000.00</b>
027000100100	CEFIC CRS ECONOMIC AND FINANCIAL INTELLIGENCE COMMISSION						
027000100400	CLCMB CROSS RIVER STATE LIVESTOCK COMPANY MANAGEMENT BOARD						
027000100700	CRSSC CRS SAFETY COMMISSION						
027000100800	CIDC CRS INDUSTRIAL DEVELOPMENT COUNCIL						
027000100900	CRSTF CROSS RIVER STATE TANK FARM	787,500,000.00		<b>787,500,000.00</b>	787,500,000.00		<b>787,500,000.00</b>
027000200100	CTTRA Commercial. Transport Regulatory./Regulatory Agency	67,800,000.00		<b>67,800,000.00</b>	120,000,000.00		<b>120,000,000.00</b>





# CROSS RIVER STATE APPROVED BUDGET 2020

## SUMMARY OF INFLOW

### ECONOMIC

Administrative Code	Description	Approved Recurrent Revenue 2020	Approved Capital Receipts 2020	Approved Total Inflow 2020	Approved Recurrent Revenue 2019	Approved Capital Receipts 2019	Approved Total Inflow 2019
027000200200	MSDP MINISTRY OF SPECIAL DUTIES AND PROJECTS						
027000200300	CBPPP CRS BUREAU FOR PUBLIC, PRIVATE PARTNERSHIP	5,000,000.00		<b>5,000,000.00</b>	5,000,000.00		<b>5,000,000.00</b>
027000200400	SAGO SPECIAL ADVISER, GOVERNOR'S OFFICE/EVENT MANAGEMENT	157,000,000.00	350,000,000.00	<b>507,000,000.00</b>	157,000,000.00	100,000,000.00	<b>257,000,000.00</b>
027000200500	CQREB CRS QUARRY REGULATION AND ENVIRONMENTAL BOARD						
027000200600	CIWA CRS Inland Waterways Agency						
027000200700	MGEE MINISTRY OF GRANTS AND ECONOMIC EMPOWERMENT						
027000200800	MOC MINISTRY OF COMMERCE	20,000,000.00		<b>20,000,000.00</b>	20,000,000.00		<b>20,000,000.00</b>
<b>TOTAL ECONOMIC</b>		107,936,225,304.03	921,925,819,048.38	<b>1,029,862,044,352.41</b>	129,034,008,767.25	1,837,202,475,550.52	<b>1,966,236,484,317.77</b>

30-2-2020  
**CERTIFIED TRUE COPY**



# CROSS RIVER STATE APPROVED BUDGET 2020

## SUMMARY OF INFLOW

### LAW & JUSTICE

Administrative Code	Description	Approved Recurrent Revenue 2020	Approved Capital Receipts 2020	Approved Total Inflow 2020	Approved Recurrent Revenue 2019	Approved Capital Receipts 2019	Approved Total Inflow 2019
031800100100	CRSJ CRS JUDICIARY	80,000,000.00		<b>80,000,000.00</b>	80,000,000.00		<b>80,000,000.00</b>
031801100100	JSC JUDICIARY SERVICE COMMISSION	3,000,000.00		<b>3,000,000.00</b>	3,000,000.00		<b>3,000,000.00</b>
032600100100	MOJ MINISTRY OF JUSTICE	42,865,281.83	159,047,588.70	<b>201,912,870.53</b>	1,865,281.83	159,047,588.70	<b>160,912,870.53</b>
032600200200	CCA CUSTOMARY COURT OF APPEAL	2,500,000.00		<b>2,500,000.00</b>	2,500,000.00		<b>2,500,000.00</b>
032600200400	CJMCH CROSS RIVER JUDICIARY MULTIDOOR COURT HOUSE	1,500,000.00		<b>1,500,000.00</b>	1,500,000.00		<b>1,500,000.00</b>
<b>TOTAL LAW &amp; JUSTICE</b>		129,865,281.83	159,047,588.70	<b>288,912,870.53</b>	88,865,281.83	159,047,588.70	<b>247,912,870.53</b>

30-2-2020  
 CERTIFIED TRUE COPY




# CROSS RIVER STATE APPROVED BUDGET 2020

## SUMMARY OF INFLOW

### REGIONAL

Administrative Code	Description	Approved Recurrent Revenue 2020	Approved Capital Receipts 2020	Approved Total Inflow 2020	Approved Recurrent Revenue 2019	Approved Capital Receipts 2019	Approved Total Inflow 2019
040100100100	MNCD MINISTRY OF NEW CITIES DEVELOPMENT		3,000,000,000.00	<b>3,000,000,000.00</b>		3,000,000,000.00	<b>3,000,000,000.00</b>
040200100100	MOSH MINISTRY OF SOCIAL HOUSING		1,000,000,000.00	<b>1,000,000,000.00</b>		1,500,000,000.00	<b>1,500,000,000.00</b>
041300100100	MLH MINISTRY OF LANDS	504,789,800.00	700,000,000.00	<b>1,204,789,800.00</b>	1,142,039,050.00	700,000,000.00	<b>1,842,039,050.00</b>
045100100100	CAL-UDA CALABAR URBAN DEVELOPMENT AUTHORITY	2,000,000.00		<b>2,000,000.00</b>	2,000,000.00		<b>2,000,000.00</b>
045100200100	KMM-UDA IKOM URBAN DEVELOPMENT AUTHORITY	1,249,275.00		<b>1,249,275.00</b>	1,249,275.00		<b>1,249,275.00</b>
045100300100	GGJ-UDA OGOJA URBAN DEVELOPMENT AUTHORITY	2,000,000.00		<b>2,000,000.00</b>	2,000,000.00		<b>2,000,000.00</b>
045100400100	UDU-UDA OBUDU URBAN DEVELOPMENT AUTHORITY	2,905,642.00		<b>2,905,642.00</b>	2,905,642.00		<b>2,905,642.00</b>
045100500100	GEP-UDA UGEP URBAN DEVELOPMENT AUTHORITY	2,301,294.00		<b>2,301,294.00</b>	2,301,294.00		<b>2,301,294.00</b>
045100600100	BCDC BORDER COMMUNITY DEVELOPMENT COMMISSION	2,000,000.00	360,000,000.00	<b>362,000,000.00</b>	2,000,000.00	360,000,000.00	<b>362,000,000.00</b>
045100600200	CRSBPA BORDER PATROL AGENCY						
045100600400	CRSSCA STREET CLEANING AGENCY						
045100600500	CRSWWA WASTE TO WEALTH AGENCY						
045100600600	BDA BAKASSI DEVELOPMENT AUTHORITY						
045100600700	ORDA OBUDU RANCH DEVELOPMENT AUTHORITY						
045100600800	FFFVA FRESH FRUITS, FLOWERS AND VEGETABLE AGENCY						
045100600900	MOWR Ministry of Water Resources	2,500,000.00		<b>2,500,000.00</b>	2,500,000.00		<b>2,500,000.00</b>
045100700100	CRSWB CRS WATER BOARD						
045100700200	RUWASTA RUWASTA	10,000,000.00		<b>10,000,000.00</b>	10,000,000.00		<b>10,000,000.00</b>
045100700300	CGIA CRS GEOGRAPHIC INFORMATION AGENCY	3,319,606,212.69	27,231,164.19	<b>3,346,837,376.88</b>	3,244,076,212.69	27,231,164.19	<b>3,271,307,376.88</b>
045100700400	MOENV MINISTRY OF ENVIRONMENT	40,866,000.00		<b>40,866,000.00</b>	63,000,000.00		<b>63,000,000.00</b>





# CROSS RIVER STATE APPROVED BUDGET 2020

## SUMMARY OF INFLOW

### REGIONAL

Administrative Code	Description	Approved Recurrent Revenue 2020	Approved Capital Receipts 2020	Approved Total Inflow 2020	Approved Recurrent Revenue 2019	Approved Capital Receipts 2019	Approved Total Inflow 2019
045100700500	WMA WASTE MANAGEMENT AGENCY	16,346,000.00		<b>16,346,000.00</b>	16,346,000.00		<b>16,346,000.00</b>
045100700600	CDCA CRS DEVELOPMENT CONTROL AGENCY	485,000,000.00		<b>485,000,000.00</b>	675,000,000.00		<b>675,000,000.00</b>
045100700700	ECEB ENVIROMENTAL CARBON EMISSION BOARD	2,500,000,000.00		<b>2,500,000,000.00</b>	2,500,000,000.00		<b>2,500,000,000.00</b>
045100700800	IUDA ITIGIDI URBAN DEVELOPMENT AUTHORITY						
045100700900	CURA CRS Urban Renewal Agency	300,000,000.00		<b>300,000,000.00</b>	300,000,000.00		<b>300,000,000.00</b>
045100800100	OSG OFFICE OF THE SURVEYOR-GENERAL	156,960,200.00		<b>156,960,200.00</b>	363,159,800.00		<b>363,159,800.00</b>
045100800200	MOUB MINISTRY OF URBANIZATION AND BEAUTIFICATION						
<b>TOTAL REGIONAL</b>		7,348,524,423.69	5,087,231,164.19	<b>12,435,755,587.88</b>	8,328,577,273.69	5,587,231,164.19	<b>13,915,808,437.88</b>

*30-2-20*  
**CERTIFIED TRUE COPY**



# CROSS RIVER STATE APPROVED BUDGET 2020

## SUMMARY OF INFLOW

### SOCIAL

Administrative Code	Description	Approved Recurrent Revenue 2020	Approved Capital Receipts 2020	Approved Total Inflow 2020	Approved Recurrent Revenue 2019	Approved Capital Receipts 2019	Approved Total Inflow 2019
050100800100	CRSMT CRS INSTITUTE OF MANAGEMENT AND TECHNOLOGY, UGEP	67,940,400.00	1,400,000,000.00	<b>1,467,940,400.00</b>	67,940,400.00	1,400,000,000.00	<b>1,467,940,400.00</b>
050500100100	MOCT MINISTRY OF COMMUNICATION TECHNOLOGY	6,000,000.00		<b>6,000,000.00</b>	6,040,000.00		<b>6,040,000.00</b>
051300100100	MOYSA MINISTRY OF YOUTH AND SKILL ACQUISITION						
051400100100	MOWA MINISTRY OF WOMEN AFFAIRS	18,947.37		<b>18,947.37</b>	3,082,845.71		<b>3,082,845.71</b>
051700100100	MOE MINISTRY OF EDUCATION	156,050,000.00	88,000,000.00	<b>244,050,000.00</b>	383,161,100.00	1,111,050,000.00	<b>1,494,211,100.00</b>
051700300100	SUBEB CRS UNIVERSAL BASIC EDU. BOARD		3,262,000,000.00	<b>3,262,000,000.00</b>		2,346,054,054.00	<b>2,346,054,054.00</b>
051700800100	CRLB CRS LIBRARY BOARD						
051701000100	AANE AGENCY FOR ADULT & NON-FORMAL EDU.	1,056,506.00		<b>1,056,506.00</b>	1,056,506.00		<b>1,056,506.00</b>
051701900100	COE COLLEGE OF EDUCATION	142,796,110.00	502,301,560.00	<b>645,097,670.00</b>	625,526,180.40	502,301,560.40	<b>1,127,827,740.80</b>
051702100100	CRUTECH CRS UNIVERSITY OF TECHNOLOGY	1,590,086,687.55	10,682,211,424.29	<b>12,272,298,111.84</b>	1,358,856,847.55	9,965,190,087.78	<b>11,324,046,935.33</b>
051705100100	SEB SECONDARY EDUCATION BOARD	728,580,269.50	81,266,000.00	<b>809,846,269.50</b>	547,451,480.00	81,266,000.00	<b>628,717,480.00</b>
051705500100	STEB STATE TECHNICAL EDUCATION BOARD	40,500,000.00		<b>40,500,000.00</b>	40,500,000.00		<b>40,500,000.00</b>
051705502100	CPSRB CRS PRIVATE SCHOOLS REGULATORY BOARD						
051705600100	CRSSB CRS SCHOLARSHIP BOARD		589,000,000.00	<b>589,000,000.00</b>		589,000,000.00	<b>589,000,000.00</b>
052100100100	MOH MINISTRY OF HEALTH	21,301,000.00		<b>21,301,000.00</b>	15,800,000.00		<b>15,800,000.00</b>
052100300100	PHCDA PRIMARY HEALTH CARE DEVELOPMENT AGENCY		3,750,000,000.00	<b>3,750,000,000.00</b>		2,500,000,000.00	<b>2,500,000,000.00</b>
052102700100	GHC GENERAL HOSPITAL, CALABAR	134,863,241.00	-	<b>134,863,241.00</b>	88,289,502.00	52,935,944.00	<b>141,225,446.00</b>
052102700200	GHA GENERAL HOSPITAL, AKAMKPA	9,299,730.00	-	<b>9,299,730.00</b>	7,599,730.00	-	<b>7,599,730.00</b>
052102700300	GHU GENERAL HOSPITAL, UGEP	32,042,000.00	-	<b>32,042,000.00</b>	41,542,000.00	-	<b>41,542,000.00</b>
052102700400	GHBRA GENERAL HOSPITAL, OBUBRA	7,470,000.00	-	<b>7,470,000.00</b>	7,470,000.00	-	<b>7,470,000.00</b>
052102700500	GHGGJ GENERAL HOSPITAL, OGOJA	30,622,000.00	-	<b>30,622,000.00</b>	40,942,000.00	-	<b>40,942,000.00</b>
052102700600	GHCKK General Hospital Okpoma	4,850,000.00	-	<b>4,850,000.00</b>	4,500,000.00	-	<b>4,500,000.00</b>





# CROSS RIVER STATE APPROVED BUDGET 2020

## SUMMARY OF INFLOW

### SOCIAL

Administrative Code	Description	Approved Recurrent Revenue 2020	Approved Capital Receipts 2020	Approved Total Inflow 2020	Approved Recurrent Revenue 2019	Approved Capital Receipts 2019	Approved Total Inflow 2019
052102700700	GHBNS GENERAL HOSPITAL, OBANLIKU	10,360,800.00	500,000.00	<b>10,860,800.00</b>	9,360,800.00	-	<b>9,360,800.00</b>
052102700800	SJHIEA ST. JOSEPH HOSPITAL, IKOT ENE AKPABUYO	2,365,000.00		<b>2,365,000.00</b>	2,365,000.00	-	<b>2,365,000.00</b>
052102700900	CHO COTTAGE HOSPITAL, OBAN	2,438,397.78		<b>2,438,397.78</b>	2,438,397.78	-	<b>2,438,397.78</b>
052102701000	CHAC COTTAGE HOSPITAL, AKPET CENTRAL	8,477,291.00		<b>8,477,291.00</b>	8,477,291.00	-	<b>8,477,291.00</b>
052102701100	EMJHI EJA-MEMORIAL JOINT HOSPITAL, ITIGIDI	7,922,855.00		<b>7,922,855.00</b>	6,272,855.00	-	<b>6,272,855.00</b>
052102701200	LHY LUTHERAN HOSPITAL, YAHE	61,451,215.00		<b>61,451,215.00</b>	30,728,105.00	-	<b>30,728,105.00</b>
052102701300	EDP ESSENTIAL DRUGS PROGRAMME	10,000,000.00		<b>10,000,000.00</b>	10,000,000.00	-	<b>10,000,000.00</b>
052102701400	RMCO Ranch Medical Centre Obudu	1,878,309.00		<b>1,878,309.00</b>	1,878,309.00	-	<b>1,878,309.00</b>
052102800100	GDCC GOVERNMENT DENTAL CENTRE, CALABAR	3,147,500.00		<b>3,147,500.00</b>	3,000,000.00	-	<b>3,000,000.00</b>
052102800200	DLHMH DR LAW HENSHAW MEM. HOSPITAL, CAL	6,000,000.00		<b>6,000,000.00</b>	6,000,000.00	-	<b>6,000,000.00</b>
052102800300	ECPC EYE CARE PROGRAMME, CALABAR	13,614,682.00		<b>13,614,682.00</b>	13,614,682.00	-	<b>13,614,682.00</b>
052102800400	ECPO EYE CARE PROGRAMME, OGOJA	7,342,399.00		<b>7,342,399.00</b>	-	-	-
052110400100	SNC SCHOOL OF NURSING, CALABAR	10,000,000.00		<b>10,000,000.00</b>	2,480,000.00	-	<b>2,480,000.00</b>
052110400200	SNI SCHOOL OF NURSING, ITIGIDI	19,802,000.00		<b>19,802,000.00</b>	17,764,600.00	-	<b>17,764,600.00</b>
052110400300	CSNO CENTRAL SCHOOL OF NURSING, OGOJA	7,295,000.00		<b>7,295,000.00</b>	7,700,000.00	-	<b>7,700,000.00</b>
052110600100	CHT COLLEGE OF HEALTH TECHNOLOGY	117,748,752.63		<b>117,748,752.63</b>	288,552,187.00	-	<b>288,552,187.00</b>
052111500300	SMC SCHOOL OF MIDWIFERY, CALABAR	8,000,000.00		<b>8,000,000.00</b>	6,420,000.00	-	<b>6,420,000.00</b>
052111500400	SMMO Sch. of Midwifery/TBL Monaya Ogoja	2,000,000.00		<b>2,000,000.00</b>	3,900,000.00	-	<b>3,900,000.00</b>
052111500500	SMO SCHOOL OF MIDWIFERY/TBL, OBUDU	11,120,210.00		<b>11,120,210.00</b>	6,480,000.00	-	<b>6,480,000.00</b>
052111500700	SHIS STATE HEALTH INSURANCE SCHEME		500,000,000.00	<b>500,000,000.00</b>		-	-
053505300800	IRA INFRASTRUCTURE AND REGULATORY AGENCY	2,056,800,000.00		<b>2,056,800,000.00</b>	1,552,150,000.00	-	<b>1,552,150,000.00</b>
056500100100	MHSW MINISTRY OF HUMANITY AND SOCIAL WELFARE	18,500,000.00	-	<b>18,500,000.00</b>	21,500,000.00	731,500,200.00	<b>753,000,200.00</b>





# CROSS RIVER STATE APPROVED BUDGET 2020

## SUMMARY OF INFLOW

### SOCIAL

Administrative Code	Description	Approved Recurrent Revenue 2020	Approved Capital Receipts 2020	Approved Total Inflow 2020	Approved Recurrent Revenue 2019	Approved Capital Receipts 2019	Approved Total Inflow 2019
056500100300	MORAI MINISTRY OF ROBOTICS AND ARTIFICIAL INTELLIGENCE		-				
056500100500	SEMA STATE EMERGENCY MANAGEMENT AGENCY		-				
056500100600	SACA AGENCY FOR THE CONTROL OF HIV/AIDS (SACA)		100,000,000.00	<b>100,000,000.00</b>		100,000,000.00	<b>100,000,000.00</b>
056500100700	MSDG MINISTRY OF SUSTAINABLE DEVELOPMENT GOALS		1,761,500,200.00	<b>1,761,500,200.00</b>		-	-
056500100800	MOI MINISTRY OF INFORMATION	3,000,000.00		<b>3,000,000.00</b>	17,870,000.00	-	<b>17,870,000.00</b>
056500100900	CRSBCC CRSBC CALABAR	154,000,000.00		<b>154,000,000.00</b>	376,348,860.00	-	<b>376,348,860.00</b>
056500200100	CRSBCI CRSBC IKOM	7,214,580.00		<b>7,214,580.00</b>	11,770,000.00	-	<b>11,770,000.00</b>
056500200200	CRNC CRS NEWSPAPER CORP. CALABAR	7,014,000.00		<b>7,014,000.00</b>	31,000,000.00	-	<b>31,000,000.00</b>
056500200300	MDI MANAGEMENT DEVELOPMENT INSTITUTE	3,915,200.00		<b>3,915,200.00</b>	3,915,200.00	-	<b>3,915,200.00</b>
056500200400	MCT Ministry of Culture and Tourism Development, Calabar					-	
056500200500	ECPOB CRS Eye Care Programme, Obanliku	5,851,556.00		<b>5,851,556.00</b>	5,851,556.00	-	<b>5,851,556.00</b>
056500200600	MSC MINISTRY OF SPORTS AND CINEMATOGRAPHY	10,000,000.00	1,580,000,000.00	<b>1,590,000,000.00</b>	10,000,000.00	1,580,000,000.00	<b>1,590,000,000.00</b>
<b>TOTAL SOCIAL</b>		<b>5,550,736,638.83</b>	<b>24,296,779,184.29</b>	<b>29,847,515,823.12</b>	<b>5,697,596,434.44</b>	<b>20,959,297,846.18</b>	<b>26,656,894,280.62</b>

30-2-2020





# CROSS RIVER STATE APPROVED BUDGET 2020

## SUMMARY OF EXPENDITURE

### GENERAL ADMINISTRATION

Administrative Code	Description	Approved Personnel Cost 2020	Approved Overhead Cost 2020	Approved Statutory Expenditure	Approved Total Recurrent Expenditure	Approved Capital Expenditure	Approved Total Budget 2020	Approved Personnel Cost 2019	Approved Overhead Cost 2019	Approved Statutory Expenditure	Approved Total Recurrent Expenditure	Approved Capital Expenditure 2019	Approved Total Budget 2019
011100100200	HPSDG HEAD OF PERSONNEL STAFF TO THE DEPUTY GOVERNOR	31,761,203.32	512,250,181.00	59,541,102.74	<b>603,552,487.06</b>	521,569,135.00	<b>1,125,121,622.06</b>	31,751,203.32	508,250,181.00	59,541,102.74	599,542,487.06	521,569,135.00	1,121,111,622.06
011100100900	CSPAC CROSS RIVER STATE STRATEGIC POLICY ADVISORY COUNCIL	4,076,935.14	96,585,514.88	4,776,848.40	<b>105,439,298.42</b>	26,561,900.00	<b>132,001,198.42</b>	2,453,863.74	88,436,200.80	4,776,848.40	95,666,912.94	40,561,900.00	136,228,812.94
011100600300	MIDC MINISTRY OF INTERNATIONAL DEVELOPMENT CORPORATION	43,998,987.57	11,019,910.00	5,118,893.28	<b>60,137,790.85</b>	1,789,911,455.00	<b>1,850,049,245.85</b>	42,107,982.57	11,019,910.00	5,118,893.28	58,246,785.85	2,885,075,641.00	2,943,322,426.85
011101000100	DPPID DUE PROCESS AND PRICE INTELLIGENCE BUREAU	103,026,138.06	10,427,340.00	3,600,000.00	<b>117,053,478.06</b>	709,000,000.00	<b>826,053,478.06</b>	21,189,152.91	7,634,700.00	3,600,000.00	32,423,852.91	1,005,000,000.00	1,037,423,852.91
011101300100	SSG OFFICE OF THE SECRETARY TO THE STATE GOVERNMENT	101,218,120.49	130,000,000.00	25,339,579.98	<b>256,557,700.47</b>	1,005,250,100.00	<b>1,261,807,800.47</b>	92,949,427.55	125,400,000.00	24,192,420.60	242,541,848.15	1,285,250,100.00	1,527,791,948.15
011101300200	DCSNGO DEPARTMENT OF CIVIL SOCIETY & NON-GOVERNMENTAL ORGANIZATION	8,221,300.00	3,000,000.00		<b>11,221,300.00</b>	1,272,800,000.00	<b>1,284,021,300.00</b>	8,221,300.00	2,000,000.00		10,221,300.00	1,612,800,000.00	1,623,021,300.00
011101300300	SPD STRATEGIC PLANNING DEPARTMENT	4,528,778.52	1,401,080.00	3,600,000.00	<b>9,529,858.52</b>	17,810,000.00	<b>27,339,858.52</b>	2,456,265.70	400,000.00	3,600,000.00	6,456,265.70	17,810,000.00	24,266,265.70
011101300400	DJP DEPARTMENT OF JOB PLACEMENT	3,793,792.06	1,200,000.00	3,600,000.00	<b>8,593,792.06</b>		<b>8,593,792.06</b>	3,793,792.06	1,200,000.00	3,600,000.00	8,593,792.06		8,593,792.06
011101300900	DPU DEPARTMENT OF PUBLIC UTILITIES	2,611,899.06	6,000,000.00	4,320,000.00	<b>12,931,899.06</b>	8,842,610,000.00	<b>8,855,541,899.06</b>	0.00	3,978,000.00	0.00	3,978,000.00	13,142,860,000.00	13,146,838,000.00
011101400100	PAD POLITICAL AFFAIRS DEPARTMENT	12,595,902.39	3,000,000.00	3,600,000.00	<b>19,195,902.39</b>	34,000,000.00	<b>53,195,902.39</b>	11,289,952.59	4,067,320.00	3,600,000.00	18,957,272.59		18,957,272.59
011101700100	EXCO EXECUTIVE COUNCIL SECRETARIAT		15,596,980.00	8,079,808.00	<b>23,676,788.00</b>		<b>23,676,788.00</b>		15,596,980.00	8,079,808.00	23,676,788.00		23,676,788.00
011101800100	SSD SPECIAL SERVICES DEPARTMENT	421,378.44	53,622,043.00	4,776,848.88	<b>58,820,270.32</b>	17,270,000.00	<b>76,090,270.32</b>	45,896,220.06	9,680,000.00	4,900,000.00	60,476,220.06	17,270,000.00	77,746,220.06





# CROSS RIVER STATE APPROVED BUDGET 2020

## SUMMARY OF EXPENDITURE

### GENERAL ADMINISTRATION

Administrative Code	Description	Approved Personnel Cost 2020	Approved Overhead Cost 2020	Approved Statutory Expenditure	Approved Total Recurrent Expenditure	Approved Capital Expenditure	Approved Total Budget 2020	Approved Personnel Cost 2019	Approved Overhead Cost 2019	Approved Statutory Expenditure	Approved Total Recurrent Expenditure	Approved Capital Expenditure 2019	Approved Total Budget 2019
011102100100	IGADL INTERGOVERNMENTAL AFFAIRS DEPARTMENT, LAGOS	463,712.00	21,161,870.23		21,625,582.23		21,625,582.23	463,712.00	21,161,870.23		21,625,582.23		21,625,582.23
011103800100	DRM DEPARTMENT OF RELIGIOUS MATTERS	8,638,862.62	5,831,770.00	3,600,000.00	18,070,632.62	110,800,000.00	128,870,632.62	1,360,169,642.90	3,050,000.00	3,600,000.00	1,366,819,642.90	27,000,000.00	1,393,819,642.90
011105200100	CRSSO CRS SERVICOM Office	7,032,181.92	1,607,380.00	4,173,579.78	12,813,141.70	4,210,000.00	17,023,141.70	7,644,354.08	1,607,380.00	4,776,848.88	14,028,582.96	4,210,000.00	18,238,582.96
011110500100	COS CHIEF OF STAFF	347,317,000.90	19,823,094,800.67	1,634,246,791.16	21,804,658,592.73	41,738,000,100.00	63,542,658,692.73	865,317,000.90	19,823,094,800.67	496,741,791.20	21,185,153,592.77	30,889,666,800.00	52,074,820,392.77
011113200100	IGADA INTERGOVERNMENTAL AFFAIRS DEPARTMENT, ABUJA	531,648.00	48,543,800.00		49,075,448.00		49,075,448.00	531,648.00	48,543,800.00		49,075,448.00		49,075,448.00
011118400100	CRM CONFLICT RESOLUTION & MANAGEMENT OFFICE		12,598,999.97	3,600,000.00	16,198,999.97		16,198,999.97		12,598,999.97	3,600,000.00	16,198,999.97		16,198,999.97
011118500100	SSTA SENIOR SPECIAL ADVISER - TREASURY & AUDIT		5,000,000.00	3,600,000.00	8,600,000.00	22,000,000.00	30,600,000.00		0.00	0.00	0.00	0.00	0.00
011118600100	LAG LEGAL ADVISER TO THE GOVERNOR		600,000.00	3,600,000.00	4,200,000.00		4,200,000.00		600,000.00	3,600,000.00	4,200,000.00	0.00	4,200,000.00
011118800100	PME PROJECT/PROGRAMMES MONITORING EVALUATION UNIT	-	14,400,000.00		14,400,000.00	47,500,000.00	61,900,000.00	10,248,288.38	14,400,000.00		24,648,288.38	47,500,000.00	72,148,288.38
011200300100	CRSHOA CRS HOUSE OF ASSEMBLY	257,165,785.00	5,429,845,802.00	1,053,478,655.00	6,740,490,242.00	6,255,076,046.50	12,995,566,288.50	247,062,582.00	3,364,645,752.00	1,053,360,974.00	4,665,069,308.00	5,254,076,046.50	9,919,145,354.50
011200500100	IPAD INTER PARTY AFFAIRS DEPARTMENT	3,709,632.57	20,000,000.00	3,600,000.00	27,309,632.57	5,000,000.00	32,309,632.57	3,709,632.57	20,000,000.00	3,600,000.00	27,309,632.57	5,000,000.00	32,309,632.57
011300800100	SPECIAL ADVISER TECHNICAL (COS)					4,390,000,000.00	4,390,000,000.00					3,249,000,000.00	3,249,000,000.00
012400700100	CRSFS CRS FIRE SERVICE	460,397,834.85	12,000,000.00		472,397,834.85	1,154,626,150.00	1,627,023,984.85	235,592,667.36	27,816,491.66		263,409,159.02	1,109,026,150.00	1,372,435,309.02

30-2-2020



# CROSS RIVER STATE APPROVED BUDGET 2020

## SUMMARY OF EXPENDITURE

### GENERAL ADMINISTRATION

Administrative Code	Description	Approved Personnel Cost 2020	Approved Overhead Cost 2020	Approved Statutory Expenditure	Approved Total Recurrent Expenditure	Approved Capital Expenditure	Approved Total Budget 2020	Approved Personnel Cost 2019	Approved Overhead Cost 2019	Approved Statutory Expenditure	Approved Total Recurrent Expenditure	Approved Capital Expenditure 2019	Approved Total Budget 2019
012500100100	HOS OFFICE OF THE HEAD OF SERVICE	229,355,969.99	129,480,000.00	40,285,949.52	<b>399,121,919.51</b>	124,180,000.75	<b>523,301,920.26</b>	201,977,741.04	88,990,000.00	40,286,049.52	331,253,790.56	175,480,000.75	506,733,791.31
014000100100	OAGS OFFICE OF THE AUDITOR GENERAL - STATE	217,207,137.96	56,220,765.00	5,431,908.30	<b>278,859,811.26</b>	100,602,923.00	<b>379,462,734.26</b>	258,965,091.17	56,220,765.00	5,431,908.00	320,617,764.17	100,602,923.00	421,220,687.17
014000200100	OAGLG OFFICE OF THE AUDITOR GENERAL - LOCAL GOVT.	45,359,576.64	8,164,880.00	4,776,856.00	<b>58,301,312.64</b>	44,060,692.00	<b>102,362,004.64</b>	45,359,576.64	8,164,880.00	4,776,856.00	58,301,312.64	31,060,692.00	89,362,004.64
014700100100	CRSCS CIVIL SERVICE COMMISSION	71,903,845.57	45,000,000.00	63,918,641.04	<b>180,822,486.61</b>	50,891,000.00	<b>231,713,486.61</b>	48,531,909.74	34,517,000.00	63,918,641.04	146,967,550.78	82,991,000.00	229,958,550.78
014700200100	LGSC LOCAL GOVERNMENT SERVICE COMMISSION	45,485,825.23	9,188,018.06	66,164,897.89	<b>120,838,741.18</b>	97,489,443.58	<b>218,328,184.76</b>	36,549,728.04	9,188,018.06	22,776,848.88	68,514,594.98	97,489,443.58	166,004,038.56
014800100100	CRSIEC CRS INDEPENDENT ELECTORAL COMMISSION	26,520,372.05	8,500,000.00	38,088,931.88	<b>73,109,303.93</b>	1,510,000,000.00	<b>1,583,109,303.93</b>	22,307,297.97	11,500,000.00	38,088,931.88	71,896,229.85	1,510,000,000.00	1,581,896,229.85
014800200200	MOFA Ministry of Foreign Affairs		12,000,000.00	9,895,742.16	<b>21,895,742.16</b>	19,000,000,000.00	<b>19,021,895,742.16</b>		0.00	0.00	0.00	11,700,000,000.00	11,700,000,000.00
014800200400	GS GREEN SHERIFF			4,000,000.00	<b>4,000,000.00</b>	300,000,000.00	<b>304,000,000.00</b>		0.00	0.00	0.00		0.00
014800200500	BMED BUDGET MONITORING & EVALUATION DEPARTMENT	28,191,414.20	77,779,513,993.93	5,431,913.80	<b>77,813,137,321.93</b>	14,931,720,740.42	<b>92,744,858,062.35</b>	28,191,414.20	167,554,899.74	5,431,913.80	201,178,227.74	1,239,291,619.00	1,440,469,846.74
014800200600	DLP DEPARTMENT OF LABOUR AND PRODUCTIVITY	32,192,897.34	4,538,360.00	4,776,848.88	<b>41,508,106.22</b>	25,360,000.00	<b>66,868,106.22</b>	19,389,593.31	2,607,760.00	4,776,848.88	26,774,202.19	27,307,500.00	54,081,702.19
014800200700	CRSCC CRS CARNIVAL COMMISSION	13,594,749.00	94,536,686.00	13,200,000.00	<b>121,331,435.00</b>	3,707,200,000.00	<b>3,828,531,435.00</b>	13,394,169.00	94,443,886.00	13,200,000.00	121,038,055.00	3,947,200,000.00	4,068,238,055.00
014800200800	DCH DEPARTMENT OF CULTURE AND HERITAGE	217,626,147.00	3,600,000.00	3,600,000.00	<b>224,826,147.00</b>	15,000,000.00	<b>239,826,147.00</b>	120,943,906.00	0.00	3,600,000.00	124,543,906.00	15,000,000.00	139,543,906.00
014800200900	MLGA MINISTRY OF LOCAL GOVERNMENT	107,007,402.76	50,039,950.00	9,895,747.16	<b>166,943,099.92</b>	1,629,317,000.00	<b>1,796,260,099.92</b>	49,173,459.59	47,341,850.00	9,895,747.16	106,411,056.75	1,629,317,000.00	1,735,728,056.75





# CROSS RIVER STATE APPROVED BUDGET 2020

## SUMMARY OF EXPENDITURE

### GENERAL ADMINISTRATION

Administrative Code	Description	Approved Personnel Cost 2020	Approved Overhead Cost 2020	Approved Statutory Expenditure	Approved Total Recurrent Expenditure	Approved Capital Expenditure	Approved Total Budget 2020	Approved Personnel Cost 2019	Approved Overhead Cost 2019	Approved Statutory Expenditure	Approved Total Recurrent Expenditure	Approved Capital Expenditure 2019	Approved Total Budget 2019
014800300100	CAD CHIEFTANCY AFFAIRS DEPARTMENT	21,512,380.77	5,173,514.08	59,844,356.00	<b>86,530,250.85</b>	36,819,700.00	<b>123,349,950.85</b>	15,799,561.72	9,268,723.96	54,900,000.00	79,968,285.68	34,819,700.00	114,787,985.68
014800300200	LAD LEGISLATIVE AFFAIRS DEPARTMENT	939,391.20	3,000,000.00	3,600,000.00	<b>7,539,391.20</b>		<b>7,539,391.20</b>	1,232,638.08	123,510.00	0.00	1,356,148.08		1,356,148.08
014800300300	DOA Department of Administration	3,291,830.04		5,400,000.00	<b>8,691,830.04</b>		<b>8,691,830.04</b>	3,291,830.04		5,400,000.00	8,691,830.04		8,691,830.04
014800300400	CASC CRS Assembly Service Commission		244,500,000.00	57,836,348.50	<b>302,336,348.50</b>	375,000,000.00	<b>677,336,348.50</b>		244,500,000.00	57,836,348.50	302,336,348.50	375,000,000.00	677,336,348.50
014800300500	MOEP MINISTRY OF ESTABLISHMENT AND PAYROLL	69,745,164.36	12,000,000.00	9,895,742.16	<b>91,640,906.52</b>	68,000,000.00	<b>159,640,906.52</b>	64,194,906.30	0.00	9,895,742.16	74,090,648.46	21,230,000.00	95,320,648.46
014800300600	MOTD MINISTRY OF TRAINING AND DOCTRINE		12,000,000.00	9,895,742.16	<b>21,895,742.16</b>	195,000,000.00	<b>216,895,742.16</b>		0.00	9,895,742.16	9,895,742.16	30,000,000.00	39,895,742.16
<b>GENERAL ADMINISTRATION</b>		<b>2,531,445,197.02</b>	<b>104,716,243,638.82</b>	<b>3,252,191,732.67</b>	<b>110,499,880,568.51</b>	<b>195,000,000.00</b>	<b>220,674,516,954.76</b>	<b>3,922,151,511.53</b>	<b>24,889,603,679.09</b>	<b>2,040,400,265.08</b>	<b>30,852,155,455.70</b>	<b>30,000,000.00</b>	<b>112,982,621,106.53</b>

*30-2-20*  
**CERTIFIED TRUE COPY**



# CROSS RIVER STATE APPROVED BUDGET 2020

## SUMMARY OF EXPENDITURE

### ECONOMIC

Administrative Code	Description	Approved Personnel Cost 2020	Approved Overhead Cost 2020	Approved Statutory Expenditure	Approved Total Recurrent Expenditure	Approved Capital Expenditure	Approved Total Budget 2020	Approved Personnel Cost 2019	Approved Overhead Cost 2019	Approved Statutory Expenditure	Approved Total Recurrent Expenditure	Approved Capital Expenditure 2019	Approved Total Budget 2019
021100100100	MCCFR MINISTRY OF CLIMATE CHANGE AND FOREST RESERVE	8,851,131.87	12,000,000.00	13,495,742.16	<b>34,346,874.03</b>	2,398,177,991.25	<b>2,432,524,865.28</b>	13,392,722.21	17,655,000.00	8,376,848.88	39,424,571.09	3,989,402,991.25	4,028,827,562.34
021300100100	MOINF MINISTRY OF INFRASTRUCTURE	7,656,022.40	4,446,435.81	8,892,849.48	<b>20,995,307.69</b>	139,599,091,287.50	<b>139,620,086,595.19</b>	16,107,597.09	4,276,435.81	8,892,849.48	29,276,882.38	367,215,129,267.50	367,244,406,149.88
021300200100	CWIDA CRS WATER FRONT INFRASTRUCTURE AND DEVELOPMENT AGENCY		300,000.00	10,232,078.00	<b>10,532,078.00</b>	3,046,000,000.00	<b>3,056,532,078.00</b>		300,000.00	10,232,078.00	10,532,078.00	3,029,000,000.00	3,039,532,078.00
021400100100	MSMD MINISTRY OF SOLID MINERAL DEVELOPMENT	52,116,225.53	12,000,000.00	5,118,893.28	<b>69,235,118.81</b>	15,745,000,000.00	<b>15,814,235,118.81</b>	50,481,023.65	9,700,000.00	5,118,893.28	65,299,916.93	15,547,000,000.00	15,612,299,916.93
021500100100	MOA-HQ MINISTRY OF AGRICULTURE	546,356,216.00	12,000,000.00	9,895,742.16	<b>568,251,958.16</b>	28,274,699,557.00	<b>28,842,951,515.16</b>	469,559,218.00	9,586,084.22	4,776,848.88	483,922,151.10	40,339,269,719.00	40,823,191,870.10
021510200100	CRADP AGRICULTURAL DEVELOPMENT PROGRAMME	262,477,767.86	1,556,564.00		<b>264,034,331.86</b>	5,300,000.00	<b>269,334,331.86</b>	293,251,317.77	1,556,564.00		294,807,881.77	5,300,000.00	300,107,881.77
021510900100	CRSFC CRS FORESTRY COMMISSION	296,258,725.79	3,600,000.00	15,600,000.00	<b>315,458,725.79</b>	458,976,617.60	<b>774,435,343.39</b>	321,031,931.93	3,760,000.00	15,600,000.00	340,391,931.93	84,826,617.60	425,218,549.53
021510900200	CRSFBC DEPARTMENT OF FORESTRY BIODIVERSITY AND CONSERVATION	7,011,566.18	3,200,000.00	3,600,000.00	<b>13,811,566.18</b>	402,686,743.38	<b>416,498,309.56</b>	8,779,446.41	3,850,000.00	3,600,000.00	16,229,446.41	402,686,743.38	418,916,189.79
021510900300	DOCD DEPARTMENT OF COCOA DEVELOPMENT		3,353,000.00	3,600,000.00	<b>6,953,000.00</b>	2,392,855,000.00	<b>2,399,808,000.00</b>		3,353,000.00	3,600,000.00	6,953,000.00	2,517,855,000.00	2,524,808,000.00
022000100100	MOF MINISTRY OF FINANCE	47,919,235.87	520,834,450.00	9,895,741.68	<b>578,649,427.55</b>	3,040,992,131.00	<b>3,619,641,558.55</b>	49,941,643.95	420,511,150.00	8,892,848.40	479,345,642.35	2,846,992,131.00	3,326,337,773.35
022000100200	MOFI MINISTRY OF FINANCE INCORPORATED		5,306,700.00		<b>5,306,700.00</b>		<b>5,306,700.00</b>		5,306,700.00		5,306,700.00		5,306,700.00
022000200100	DMD DEBT MANAGEMENT DEPARTMENT	11,151,730.00	3,124,000.00	3,600,000.00	<b>17,875,730.00</b>	15,037,330,000.00	<b>15,055,205,730.00</b>	11,034,756.00	2,968,800.00	0.00	14,003,556.00	10,037,330,000.00	10,051,333,556.00





# CROSS RIVER STATE APPROVED BUDGET 2020

## SUMMARY OF EXPENDITURE

### ECONOMIC

Administrative Code	Description	Approved Personnel Cost 2020	Approved Overhead Cost 2020	Approved Statutory Expenditure	Approved Total Recurrent Expenditure	Approved Capital Expenditure	Approved Total Budget 2020	Approved Personnel Cost 2019	Approved Overhead Cost 2019	Approved Statutory Expenditure	Approved Total Recurrent Expenditure	Approved Capital Expenditure 2019	Approved Total Budget 2019
022000700100	OAG OFFICE OF THE ACCOUNTANT GENERAL	228,145,263.01	361,187,077.68	31,635,914,704.00	<b>32,225,247,044.69</b>	130,200,587.46	<b>32,355,447,632.15</b>	144,880,192.56	326,994,648.19	29,780,856,013.00	30,252,730,853.75	185,847,700.00	30,438,578,553.75
022000800100	IRS INTERNAL REVENUE SERVICE	342,008,278.00	585,071,330.00	8,467,470.00	<b>935,547,078.00</b>	406,799,127.50	<b>1,342,346,205.50</b>	2,864,887,964.00	490,870,943.00	0.00	3,355,758,907.00	294,150,437.50	3,649,909,344.50
022001200100	CRPC CRS PRIVATIZATION COUNCIL		3,000,000.00	18,000,000.00	<b>21,000,000.00</b>		<b>21,000,000.00</b>		1,000,000.00	18,000,000.00	19,000,000.00		19,000,000.00
022200100100	MOIN MINISTRY OF INDUSTRY	308,301,067.69	244,825,196.61	9,895,741.84	<b>563,022,006.14</b>	27,660,567,000.00	<b>28,223,589,006.14</b>	48,179,313.42	231,387,342.63	9,895,741.84	289,462,397.89	18,053,107,000.00	18,342,569,397.89
022200900100	CPC CRS CONSUMER PROTECTION DEPARTMENT		1,000,000.00	4,440,000.00	<b>5,440,000.00</b>		<b>5,440,000.00</b>		0.00	0.00	0.00		0.00
022205100100	MEDA MICROFINANCE AND ENTERPRISE DEVELOPMENT AGENCY	26,690,155.00	3,543,350.00	4,936,840.00	<b>35,170,345.00</b>	3,018,300,000.00	<b>3,053,470,345.00</b>	7,567,355.44	6,416,900.00	5,069,773.00	19,054,028.44	783,300,000.00	802,354,028.44
022205600100	CRSSAA STATE SIGNAGE AND ADVERTISEMENT AGENCY	15,293,838.82	6,665,500.00	12,877,377.44	<b>34,836,716.26</b>	68,000,000.00	<b>102,836,716.26</b>	9,511,476.44	10,249,660.00	12,877,377.44	32,638,513.88	68,000,000.00	100,638,513.88
022900100100	MTMS MINISTRY OF TRANSPORT AND MARINE SERVICES	10,165,464.09	16,019,284.00	10,484,737.44	<b>36,669,485.53</b>	43,976,809,000.00	<b>44,013,478,485.53</b>	8,778,665.01	16,023,284.00	10,484,737.44	35,286,686.45	2,693,968,627.50	2,729,255,313.95
022900100400	IPD INVESTMENT PROMOTION DEPARTMENT	6,739,022.00	12,000,000.00	51,048,081.00	<b>69,787,103.00</b>	552,000,000.00	<b>621,787,103.00</b>	5,188,481.00	0.00	5,431,908.00	10,620,389.00	187,000,000.00	197,620,389.00
022905300100	DOPT DEPARTMENT OF PUBLIC TRANSPORTATION	134,127,525.00	2,868,000.00	10,208,786.88	<b>147,204,311.88</b>	2,640,310,500.00	<b>2,787,514,811.88</b>	132,751,538.00	2,928,000.00	10,208,786.88	145,888,324.88	340,310,500.00	486,198,824.88
023100100100	MOP MINISTRY OF POWER	14,843,118.04	12,000,000.00	9,895,742.16	<b>36,738,860.20</b>	5,225,754,274.50	<b>5,262,493,134.70</b>	14,843,118.04	21,719,208.40	8,892,848.88	45,455,175.32	13,900,000,000.00	13,945,455,175.32
023100300100	SEA STATE ELECTRIFICATION AGENCY	46,318,176.92	9,822,498.40	12,600,000.00	<b>68,740,675.32</b>	6,343,012,189.80	<b>6,411,752,865.12</b>	54,588,780.49	12,908,123.00	13,200,000.00	80,696,903.49	24,803,102,989.80	24,883,799,893.29
023200100100	MPR MINISTRY OF PETROLEUM RESOURCES	13,284,737.61	12,000,000.00	10,063,826.96	<b>35,348,564.57</b>	11,272,420,375.00	<b>11,307,768,939.57</b>	11,523,058.62	11,029,100.00	10,063,826.96	32,615,985.58	7,212,745,375.00	7,245,361,360.58

30-2-2020



# CROSS RIVER STATE APPROVED BUDGET 2020

## SUMMARY OF EXPENDITURE

### ECONOMIC

Administrative Code	Description	Approved Personnel Cost 2020	Approved Overhead Cost 2020	Approved Statutory Expenditure	Approved Total Recurrent Expenditure	Approved Capital Expenditure	Approved Total Budget 2020	Approved Personnel Cost 2019	Approved Overhead Cost 2019	Approved Statutory Expenditure	Approved Total Recurrent Expenditure	Approved Capital Expenditure 2019	Approved Total Budget 2019
023200200100	MGD MINISTRY OF GAS DEVELOPMENT	11,329,161.00	12,000,000.00	9,895,747.60	<b>33,224,908.60</b>	1,640,500,000.00	<b>1,673,724,908.60</b>	12,469,410.00	11,425,000.00	9,895,747.60	33,790,157.60	3,140,500,000.00	3,174,290,157.60
023305100100	DMR DEPARTMENT OF MINERAL RESOURCES	5,027,692.08	3,000,000.00	3,600,000.00	<b>11,627,692.08</b>	51,000,000.00	<b>62,627,692.08</b>	5,027,692.08	0.00	3,600,000.00	8,627,692.08	51,000,000.00	59,627,692.08
023400100100	MOW MINISTRY OF WORKS	99,491,282.84	18,725,000.00	9,395,505.73	<b>127,611,788.57</b>	51,001,188,677.42	<b>51,128,800,465.99</b>	121,272,743.31	20,248,200.00	9,395,488.45	150,916,431.76	29,731,350,115.42	29,882,266,547.18
023400100200	DWO-TGD DIVISIONAL WORKS OFFICE-ABI	3,018,639.94			<b>3,018,639.94</b>		<b>3,018,639.94</b>	5,477,190.04			5,477,190.04		5,477,190.04
023400100300	DWO-KAM DIVISIONAL WORKS OFFICE-AKAMKPA	5,993,544.29			<b>5,993,544.29</b>		<b>5,993,544.29</b>	14,893,718.76			14,893,718.76		14,893,718.76
023400100400	DWO-KTA DIVISIONAL WORKS OFFICE-AKPABUYO	11,935,308.05			<b>11,935,308.05</b>		<b>11,935,308.05</b>	10,991,516.04			10,991,516.04		10,991,516.04
023400100500	DWO-BKS DIVISIONAL WORKS OFFICE-BAKASSI	1,741,599.22			<b>1,741,599.22</b>		<b>1,741,599.22</b>	1,516,417.32			1,516,417.32		1,516,417.32
023400100700	DWO-AKP DIVISIONAL WORKS OFFICE-BIASE	3,496,869.89			<b>3,496,869.89</b>		<b>3,496,869.89</b>	24,118,995.81			24,118,995.81		24,118,995.81
023400100800	DWO-BJE DIVISIONAL WORKS OFFICE-BOKI	1,305,949.73			<b>1,305,949.73</b>		<b>1,305,949.73</b>	72,071,531.68			72,071,531.68		72,071,531.68
023400100900	DWO-CAL DIVISIONAL WORKS OFFICE-CALABAR MUNICIPALITY	2,649,280.66			<b>2,649,280.66</b>		<b>2,649,280.66</b>	1,305,984.12			1,305,984.12		1,305,984.12
023400101000	DWO-ANA DIVISIONAL WORKS OFFICE-CALABAR SOUTH	726,293.52			<b>726,293.52</b>		<b>726,293.52</b>	985,520.04			985,520.04		985,520.04
023400101100	DWO-EFE DIVISIONAL WORKS OFFICE-ETUNG	1,862,465.52			<b>1,862,465.52</b>		<b>1,862,465.52</b>	1,886,517.24			1,886,517.24		1,886,517.24
023400101200	DWO-KMM DIVISIONAL WORKS OFFICE-IKOM	5,140,631.09			<b>5,140,631.09</b>		<b>5,140,631.09</b>	4,355,705.04			4,355,705.04		4,355,705.04






# CROSS RIVER STATE APPROVED BUDGET 2020

## SUMMARY OF EXPENDITURE

### ECONOMIC

Administrative Code	Description	Approved Personnel Cost 2020	Approved Overhead Cost 2020	Approved Statutory Expenditure	Approved Total Recurrent Expenditure	Approved Capital Expenditure	Approved Total Budget 2020	Approved Personnel Cost 2019	Approved Overhead Cost 2019	Approved Statutory Expenditure	Approved Total Recurrent Expenditure	Approved Capital Expenditure 2019	Approved Total Budget 2019
023400101400	DWO-BRA DIVISIONAL WORKS OFFICE-OBUBRA	3,938,050.66			3,938,050.66		3,938,050.66	4,355,705.04			4,355,705.04		4,355,705.04
023400101500	DWO-UDU DIVISIONAL WORKS OFFICE-OBUDU	4,514,067.78			4,514,067.78		4,514,067.78	4,734,634.80			4,734,634.80		4,734,634.80
023400101600	DWO-DUK DIVISIONAL WORKS OFFICE-ODUKPANI	3,033,468.96			3,033,468.96		3,033,468.96	3,054,309.92			3,054,309.92		3,054,309.92
023400101700	DWO-GGJ DIVISIONAL WORKS OFFICE-OGOJA	13,549,055.54			13,549,055.54		13,549,055.54	13,327,783.08			13,327,783.08		13,327,783.08
023400101800	DWO-GEP DIVISIONAL WORKS OFFICE-YAKURR	8,090,024.98			8,090,024.98		8,090,024.98	8,480,996.55			8,480,996.55		8,480,996.55
023400101900	DWO-CKK DIVISIONAL WORKS OFFICE-YALA	2,247,043.78			2,247,043.78		2,247,043.78	4,734,634.80			4,734,634.80		4,734,634.80
023400400100	CRRMA ROAD MAINTENANCE AGENCY	12,245,988.54	3,298,800.00		15,544,788.54	3,057,891,877.88	3,073,436,666.42	10,008,871.70	3,298,000.00		13,306,871.70	4,858,632,294.84	4,871,939,166.54
023405600100	MORT MINISTRY OF RURAL TRANSFORMATION	28,798,825.62	14,953,241.18	12,600,000.00	56,352,066.80	7,498,378,290.61	7,554,730,357.41	18,816,295.55	9,721,898.05	12,600,000.00	41,138,193.60	12,114,223,384.53	12,155,361,578.13
023600200100	CRTDD CRS TOURISM DEVELOPMENT DEPARTMENT	24,845,046.26	2,000,000.00	3,600,000.00	30,445,046.26		30,445,046.26	24,845,046.29	2,000,000.00	3,600,000.00	30,445,046.29		30,445,046.29
023600200200	CRSTB CRS TOURISM BUREAU	120,499,439.35	12,000,000.00	5,024,702.55	137,524,141.90		137,524,141.90	72,234,302.27	38,236,875.00	0.00	110,471,177.27		110,471,177.27
023800100100	EA/SPC ECONOMIC ADVISER/STATE PLANNING COMMISSION	57,896,259.57	10,025,788.14	25,967,699.68	93,889,747.39	529,500,000.00	623,389,747.39	2,112,929,063.64	4,341,073.28	5,318,013,384.00	7,435,283,520.92	529,500,000.00	7,964,783,520.92
023800400100	CRSBOS CRS BUREAU OF STATISTICS	19,755,577.31	7,000,000.00	5,651,928.16	32,407,505.47	50,525,000.00	82,932,505.47	19,755,577.31	7,229,835.00	5,651,928.16	32,637,340.47	50,525,000.00	83,162,340.47
025000100200	MOAV Ministry of Aviation		6,600,000.00	9,895,742.16	16,495,742.16	24,170,000,000.00	24,186,495,742.16		0.00	0.00	0.00	14,900,000,000.00	14,900,000,000.00
025000100300	CRSPA CRS PORTS AUTHORITY		12,000,000.00	3,600,000.00	15,600,000.00		15,600,000.00		0.00	0.00	0.00		0.00







# CROSS RIVER STATE APPROVED BUDGET 2020

## SUMMARY OF EXPENDITURE

### ECONOMIC

Administrative Code	Description	Approved Personnel Cost 2020	Approved Overhead Cost 2020	Approved Statutory Expenditure	Approved Total Recurrent Expenditure	Approved Capital Expenditure	Approved Total Budget 2020	Approved Personnel Cost 2019	Approved Overhead Cost 2019	Approved Statutory Expenditure	Approved Total Recurrent Expenditure	Approved Capital Expenditure 2019	Approved Total Budget 2019
025000100400	CRSAA CRS AIRPORT AUTHORITY			4,000,000.00	4,000,000.00		4,000,000.00		0.00	0.00	0.00		0.00
025000100600	CRSAFA AFFORESTATION AGENCY			4,000,000.00	4,000,000.00	150,000,000.00	154,000,000.00		0.00	0.00	0.00		0.00
025305300100	MFED MORTGAGE FINANCE AND ESTATE DEPARTMENT	18,735,995.90	3,600,000.00	6,600,000.00	28,935,995.90		28,935,995.90	52,908,040.71	1,500,000.00	6,600,000.00	61,008,040.71		61,008,040.71
027000100100	CEFIC CRS ECONOMIC AND FINANCIAL INTELLIGENCE COMMISSION	4,827,042.70	3,526,400.00	93,000,000.00	101,353,442.70	148,550,000.00	249,903,442.70	4,827,036.67	3,606,400.00	93,000,000.00	101,433,436.67	148,550,000.00	249,983,436.67
027000100400	CLCMB CROSS RIVER STATE LIVESTOCK COMPANY MANAGEMENT BOARD		7,172,351.00	25,200,000.00	32,372,351.00	43,600,000.00	75,972,351.00		6,124,735.00	2,520,000.00	8,644,735.00	43,600,000.00	52,244,735.00
027000100700	CRSSC CRS SAFETY COMMISSION		5,000,000.00	13,800,000.00	18,800,000.00	10,000,000.00	28,800,000.00		5,000,000.00	13,800,000.00	18,800,000.00	10,000,000.00	28,800,000.00
027000100800	CIDC CRS INDUSTRIAL DEVELOPMENT COUNCIL		4,500,000.00	15,600,000.00	20,100,000.00	22,500,000.00	42,600,000.00		4,500,000.00	15,600,000.00	20,100,000.00	22,500,000.00	42,600,000.00
027000100900	CRSTF CROSS RIVER STATE TANK FARM	3,501,378.00	15,930,200.00	5,400,000.00	24,831,578.00		24,831,578.00	3,501,377.00	15,530,200.00	5,400,000.00	24,431,577.00		24,431,577.00
027000200100	CTRRA Commercial. Transport Regulatory./Regulatory Agency	8,716,691.70	6,000,000.00	4,189,806.92	18,906,498.62	52,000,000.00	70,906,498.62	6,593,089.00	6,001,799.00	17,164,861.00	29,759,749.00	52,000,000.00	81,759,749.00
027000200200	MSDP MINISTRY OF SPECIAL DUTIES AND PROJECTS	30,491,455.68	14,338,868.00	9,895,762.16	54,726,085.84	5,865,456,778.58	5,920,182,864.42	51,720,634.88	14,338,868.00	9,895,762.16	75,955,265.04	4,530,578,808.58	4,606,534,073.62
027000200300	CBPPP CRS BUREAU FOR PUBLIC, PRIVATE PARTNERSHIP	21,064,605.28	2,313,444.00	22,185,423.00	45,563,472.28	1,185,000,000.00	1,230,563,472.28	21,064,605.28	2,313,444.00	22,185,423.00	45,563,472.28	1,185,000,000.00	1,230,563,472.28
027000200400	SAGO SPECIAL ADVISER, GOVERNOR'S OFFICE/EVENT MANAGEMENT		5,317,000.00	4,800,000.00	10,117,000.00	48,820,000,000.00	48,830,117,000.00		25,407,000.00	4,800,000.00	30,207,000.00	13,336,000,000.00	13,366,207,000.00





# CROSS RIVER STATE APPROVED BUDGET 2020

## SUMMARY OF EXPENDITURE

### ECONOMIC

Administrative Code	Description	Approved Personnel Cost 2020	Approved Overhead Cost 2020	Approved Statutory Expenditure	Approved Total Recurrent Expenditure	Approved Capital Expenditure	Approved Total Budget 2020	Approved Personnel Cost 2019	Approved Overhead Cost 2019	Approved Statutory Expenditure	Approved Total Recurrent Expenditure	Approved Capital Expenditure 2019	Approved Total Budget 2019
027000200500	CQREB CRS QUARRY REGULATION AND ENVIRONMENTAL BOARD		4,350,000.00	20,400,000.00	24,750,000.00		24,750,000.00		4,350,000.00	20,400,000.00	24,750,000.00		24,750,000.00
027000200600	CIWA CRS Inland Waterways Agency	33,975,400.00	1,640,000.00	15,600,000.00	51,215,400.00		51,215,400.00	0.00	0.00	0.00	0.00		0.00
027000200700	MGEE MINISTRY OF GRANTS AND ECONOMIC EMPOWERMENT		12,000,000.00	5,118,893.28	17,118,893.28	7,515,000,000.00	7,532,118,893.28	0.00	0.00	0.00	0.00		0.00
027000200800	MOC MINISTRY OF COMMERCE		12,000,000.00	5,118,893.28	17,118,893.28	27,870,000,000.00	27,887,118,893.28	0.00	0.00	0.00	0.00	2,820,000,000.00	2,820,000,000.00
<b>ECONOMIC</b>		2,960,159,403.12	2,051,014,478.82	32,226,904,459.00	37,238,078,340.94	27,870,000,000.00	528,614,451,347.42	7,250,544,546.00	1,799,524,270.58	35,528,193,974.73	44,578,262,791.31	2,820,000,000.00	646,638,547,494.21

30-2-2020  
 CERTIFIED TRUE COPY



# CROSS RIVER STATE APPROVED BUDGET 2020

## SUMMARY OF EXPENDITURE

### LAW & JUSTICE

Administrative Code	Description	Approved Personnel Cost 2020	Approved Overhead Cost 2020	Approved Statutory Expenditure	Approved Total Recurrent Expenditure	Approved Capital Expenditure	Approved Total Budget 2020	Approved Personnel Cost 2019	Approved Overhead Cost 2019	Approved Statutory Expenditure	Approved Total Recurrent Expenditure	Approved Capital Expenditure 2019	Approved Total Budget 2019
031800100100	CRSJ CRS JUDICIARY	1,998,492,967.66	287,299,357.00	224,599,111.30	<b>2,510,391,435.96</b>	824,789,705.42	<b>3,335,181,141.38</b>	1,187,855,446.27	291,015,493.00	210,583,117.00	1,689,454,056.27	824,789,705.42	2,514,243,761.69
031801100100	JSC JUDICIARY SERVICE COMMISSION	70,100,149.12	10,199,896.30	32,127,836.25	<b>112,427,881.67</b>	770,521,768.00	<b>882,949,649.67</b>	44,615,487.16	10,199,896.30	30,927,836.25	85,743,219.71	134,540,205.00	220,283,424.71
032600100100	MOJ MINISTRY OF JUSTICE	133,899,343.10	12,000,000.00	2,509,895,747.00	<b>2,655,795,090.10</b>	236,400,000.00	<b>2,892,195,090.10</b>	553,275,081.93	2,904,013,379.03	2,509,895,747.00	5,967,184,207.96	236,400,000.00	6,203,584,207.96
032600200200	CCA CUSTOMARY COURT OF APPEAL	204,264,275.09	52,945,588.00	52,633,011.10	<b>309,842,874.19</b>	103,447,400.00	<b>413,290,274.19</b>	0.00	38,389,868.00	52,633,011.10	91,022,879.10	23,447,400.00	114,470,279.10
032600200400	CJMCH CROSS RIVER JUDICIARY MULTIDOOR COURT HOUSE	31,215,258.17	20,191,138.80	21,699,250.56	<b>73,105,647.53</b>	240,875,000.00	<b>313,980,647.53</b>	31,215,258.17	19,741,138.80	21,699,250.56	72,655,647.53	93,375,000.00	166,030,647.53
<b>LAW &amp; JUSTICE</b>		<b>2,437,971,993.14</b>	<b>382,635,980.10</b>	<b>2,840,954,956.21</b>	<b>5,661,562,929.45</b>	<b>240,875,000.00</b>	<b>7,837,596,802.87</b>	<b>1,816,961,273.53</b>	<b>3,263,359,775.13</b>	<b>2,825,738,961.91</b>	<b>7,906,060,010.57</b>	<b>93,375,000.00</b>	<b>9,218,612,320.99</b>

*30-2-20*  
**CERTIFIED TRUE COPY**



# CROSS RIVER STATE APPROVED BUDGET 2020

## SUMMARY OF EXPENDITURE

### REGIONAL

Administrative Code	Description	Approved Personnel Cost 2020	Approved Overhead Cost 2020	Approved Statutory Expenditure	Approved Total Recurrent Expenditure	Approved Capital Expenditure	Approved Total Budget 2020	Approved Personnel Cost 2019	Approved Overhead Cost 2019	Approved Statutory Expenditure	Approved Total Recurrent Expenditure	Approved Capital Expenditure 2019	Approved Total Budget 2019
040100100100	MNCD MINISTRY OF NEW CITIES DEVELOPMENT	33,826,139.27	13,230,000.00	9,895,742.16	<b>56,951,881.43</b>	30,568,000,000.00	<b>30,624,951,881.43</b>	20,838,050.35	16,571,000.00	9,895,742.16	47,304,792.51	18,049,400,000.00	18,096,704,792.51
040200100100	MOSH MINISTRY OF SOCIAL HOUSING	8,493,827.00	33,788,146.00	11,500,000.00	<b>53,781,973.00</b>	44,213,550,000.00	<b>44,267,331,973.00</b>	8,166,217.00	19,019,860.00	6,028,000.00	33,214,077.00	108,256,900,000.00	108,290,114,077.00
041300100100	MLH MINISTRY OF LANDS	3,925,920,509.87	28,889,682.70	9,895,742.16	<b>3,964,705,934.73</b>	7,150,883,593.00	<b>11,115,589,527.73</b>	195,941,588.26	34,649,035.70	9,895,742.16	240,486,366.12	7,964,967,186.00	8,205,453,552.12
045100100100	CAL-UDA CALABAR URBAN DEVELOPMENT AUTHORITY	47,385,647.51	5,014,915.00	7,800,000.00	<b>60,200,562.51</b>	29,261,000.00	<b>89,461,562.51</b>	47,385,647.51	5,014,915.00	7,800,000.00	60,200,562.51	24,895,000.00	85,095,562.51
045100200100	KMM-UDA IKOM URBAN DEVELOPMENT AUTHORITY	8,433,979.00			<b>8,433,979.00</b>	4,868,150.00	<b>13,302,129.00</b>	7,838,643.00			7,838,643.00	4,000,000.00	11,838,643.00
045100300100	GGJ-UDA OGOJA URBAN DEVELOPMENT AUTHORITY	14,438,345.00	2,399,400.00	8,342,968.00	<b>25,180,713.00</b>	11,935,000.00	<b>37,115,713.00</b>	13,494,687.00	12,298,299.00	7,800,001.00	33,592,987.00	3,000,000.00	36,592,987.00
045100400100	UDU-UDA OBUDU URBAN DEVELOPMENT AUTHORITY	1,410,474.17	2,606,369.00	8,057,052.00	<b>12,073,895.17</b>	2,600,000.00	<b>14,673,895.17</b>	2,677,853.00	494,871.00	7,799,999.00	10,972,723.00	1,700,000.00	12,672,723.00
045100500100	GEP-UDA UGEP URBAN DEVELOPMENT AUTHORITY	6,066,640.00	3,291,739.00	7,800,002.00	<b>17,158,381.00</b>	143,000,000.00	<b>160,158,381.00</b>	4,785,656.00	253,799.00	7,800,000.00	12,839,455.00		12,839,455.00
045100600100	BCDC BORDER COMMUNITY DEVELOPMENT COMMISSION	31,350,459.34	3,869,861.16	22,200,000.00	<b>57,420,320.50</b>	2,593,477,823.52	<b>2,650,898,144.02</b>	23,022,156.94	3,869,861.16	22,200,000.00	49,092,018.10	3,221,477,823.52	3,270,569,841.62
045100600200	CRSBPA BORDER PATROL AGENCY			4,000,000.00	<b>4,000,000.00</b>		<b>4,000,000.00</b>			0.00	0.00		0.00
045100600400	CRSSCA STREET CLEANING AGENCY			4,000,000.00	<b>4,000,000.00</b>		<b>4,000,000.00</b>			0.00	0.00		0.00
045100600500	CRSWWA WASTE TO WEALTH AGENCY			4,000,000.00	<b>4,000,000.00</b>		<b>4,000,000.00</b>			0.00	0.00		0.00
045100600600	BDA BAKASSI DEVELOPMENT AUTHORITY			4,000,000.00	<b>4,000,000.00</b>		<b>4,000,000.00</b>			0.00	0.00		0.00





# CROSS RIVER STATE APPROVED BUDGET 2020

## SUMMARY OF EXPENDITURE

### REGIONAL

Administrative Code	Description	Approved Personnel Cost 2020	Approved Overhead Cost 2020	Approved Statutory Expenditure	Approved Total Recurrent Expenditure	Approved Capital Expenditure	Approved Total Budget 2020	Approved Personnel Cost 2019	Approved Overhead Cost 2019	Approved Statutory Expenditure	Approved Total Recurrent Expenditure	Approved Capital Expenditure 2019	Approved Total Budget 2019
045100600700	ORDA OBUDU RANCH DEVELOPMENT AUTHORITY			4,000,000.00	4,000,000.00		4,000,000.00			0.00	0.00		0.00
045100600800	FFFVA FRESH FRUITS, FLOWERS AND VEGETABLE AGENCY			4,000,000.00	4,000,000.00		4,000,000.00			0.00	0.00		0.00
045100600900	MOWR Ministry of Water Resources	50,204,860.62	14,218,073.57	9,954,720.33	74,377,654.52	4,085,425,000.00	4,159,802,654.52	50,204,950.62	13,205,473.57	9,954,720.33	73,365,144.52	3,109,425,000.00	3,182,790,144.52
045100700100	CRSWB CRS WATER BOARD	379,943,046.00			379,943,046.00	3,507,411,120.14	3,887,354,166.14	297,040,877.00			297,040,877.00	3,170,091,120.14	3,467,131,997.14
045100700200	RUWASTA RUWASTA	629,435,625.32	10,667,130.00	38,400,000.00	678,502,755.32	3,483,730,080.00	4,162,232,835.32	28,463,529.62	8,857,290.00	0.00	37,320,819.62	2,925,164,980.00	2,962,485,799.62
045100700300	CGIA CRS GEOGRAPHIC INFORMATION AGENCY	48,119,613.00	87,275,838.57	50,784,224.16	186,179,675.73	605,090,000.00	791,269,675.73	1,144,919,005.24	71,939,691.17	58,818,240.00	1,275,676,936.41	662,245,473.48	1,937,922,409.89
045100700400	MOENV MINISTRY OF ENVIRONMENT	124,401,408.13	12,000,000.00	17,095,742.16	153,497,150.29	8,170,758,387.00	8,324,255,537.29	125,996,500.33	16,038,105.92	17,684,736.98	159,719,343.23	7,375,745,825.00	7,535,465,168.23
045100700500	WMA WASTE MANAGEMENT AGENCY	5,051,920.00	324,000,000.00	9,819,156.00	338,871,076.00	2,160,000,000.00	2,498,871,076.00	3,200,844.00	324,120,000.00	9,819,156.00	337,140,000.00	737,500,000.00	1,074,640,000.00
045100700600	CDCA CRS DEVELOPMENT CONTROL AGENCY		19,000,000.00	4,800,000.00	23,800,000.00	123,193,250.00	146,993,250.00		17,769,400.00	4,800,000.00	22,569,400.00	1,000,000,000.00	1,022,569,400.00
045100700700	ECEB ENVIRONMENTAL CARBON EMISSION BOARD	4,927,600.20	15,220,000.00	37,200,000.00	57,347,600.20	1,561,800,000.00	1,619,147,600.20	4,927,600.20	15,220,000.00	37,200,000.00	57,347,600.20	1,561,800,000.00	1,619,147,600.20
045100700800	IUDA ITIGIDI URBAN DEVELOPMENT AUTHORITY			15,000,000.00	15,000,000.00		15,000,000.00			15,000,000.00	15,000,000.00		15,000,000.00
045100700900	CURA CRS Urban Renewal Agency		4,800,000.00	26,400,000.00	31,200,000.00	19,371,000,000.00	19,402,200,000.00		4,800,000.00	0.00	4,800,000.00	19,371,000,000.00	19,375,800,000.00
045100800100	OSG OFFICE OF THE SURVEYOR-GENERAL	36,329,351.74	40,000,000.00	8,327,615.40	84,656,967.14	91,754,000.00	176,410,967.14	45,696,436.06	69,520,640.00	8,327,615.40	123,544,691.46	86,714,000.00	210,258,691.46
045100800200	MOUB MINISTRY OF URBANIZATION AND BEAUTIFICATION		12,000,000.00	9,895,742.16	21,895,742.16	8,470,000,000.00	8,491,895,742.16		0.00	0.00	0.00		0.00





# CROSS RIVER STATE APPROVED BUDGET 2020

## SUMMARY OF EXPENDITURE

<b>REGIONAL</b>	5,355,739,446.17	632,271,155.00	337,168,706.53	<b>6,325,179,307.70</b>	8,470,000,000.00	<b>142,672,916,711.36</b>	2,024,600,242.13	633,642,241.52	240,823,953.03	2,899,066,436.68	180,425,092,844.82
-----------------	------------------	----------------	----------------	-------------------------	------------------	---------------------------	------------------	----------------	----------------	------------------	--------------------

*30-2-20*  
CERTIFIED TRUE COPY



# CROSS RIVER STATE APPROVED BUDGET 2020

## SUMMARY OF EXPENDITURE

### SOCIAL

Administrative Code	Description	Approved Personnel Cost 2020	Approved Overhead Cost 2020	Approved Statutory Expenditure	Approved Total Recurrent Expenditure	Approved Capital Expenditure	Approved Total Budget 2020	Approved Personnel Cost 2019	Approved Overhead Cost 2019	Approved Statutory Expenditure	Approved Total Recurrent Expenditure	Approved Capital Expenditure 2019	Approved Total Budget 2019
050100800100	CRSMT CRS INSTITUTE OF MANAGEMENT AND TECHNOLOGY, UGEP	225,269,979.30	274,510,390.02	114,418,662.00	<b>614,199,031.32</b>	5,596,431,526.00	<b>6,210,630,557.32</b>	41,690,714.00	368,746,552.30	28,048,884.96	438,486,151.26	5,596,431,526.00	6,034,917,677.26
050500100100	MOCT MINISTRY OF COMMUNICATION TECHNOLOGY	175,291,432.00	15,222,000.00	9,895,742.16	<b>200,409,174.16</b>	2,847,291,000.00	<b>3,047,700,174.16</b>	48,670,952.46	2,076,058.33	4,776,848.89	55,523,859.68	2,847,291,000.00	2,902,814,859.68
051300100100	MOYSA MINISTRY OF YOUTH AND SKILL ACQUISITION	49,369,262.35	2,657,200.00	4,776,851.00	<b>56,803,313.35</b>	1,692,153,860.00	<b>1,748,957,173.35</b>	42,368,834.22	2,657,200.00	4,776,851.00	49,802,885.22	4,644,928,360.00	4,694,731,245.22
051400100100	MOWA MINISTRY OF WOMEN AFFAIRS	17,891,082.55	5,000,000.00	9,895,768.40	<b>32,786,850.95</b>	1,532,045,050.00	<b>1,564,831,900.95</b>	47,213,533.76	17,721,600.00	15,013,769.40	79,948,903.16	2,594,045,000.00	2,673,993,903.16
051700100100	MOE MINISTRY OF EDUCATION	157,505,796.79	10,582,189.70	10,133,060.00	<b>178,221,046.49</b>	13,698,776,182.00	<b>13,876,997,228.49</b>	209,238,263.52	10,455,168.60	9,895,742.16	229,589,174.28	21,717,802,742.00	21,947,391,916.28
051700300100	SUBEB CRS UNIVERSAL BASIC EDU. BOARD	130,253,484.82	216,000,000.00	13,200,000.00	<b>359,453,484.82</b>	7,170,408,846.78	<b>7,529,862,331.60</b>	123,906,697.84	269,595,060.00	13,200,000.00	406,701,757.84	7,170,408,846.78	7,577,110,604.62
051700800100	CRLB CRS LIBRARY BOARD	32,925,422.43			<b>32,925,422.43</b>	150,000,000.00	<b>182,925,422.43</b>	43,625,301.26			43,625,301.26	150,000,000.00	193,625,301.26
051701000100	AAANE AGENCY FOR ADULT & NON-FORMAL EDU.	116,282,578.20	1,200,000.00		<b>117,482,578.20</b>	16,249,400.00	<b>133,731,978.20</b>	116,282,578.20	1,200,000.00		117,482,578.20	16,249,400.00	133,731,978.20
051701900100	COE COLLEGE OF EDUCATION	910,414,750.80	111,139,640.00		<b>1,021,554,390.80</b>	936,000,000.00	<b>1,957,554,390.80</b>	1,353,318,820.00	102,091,281.12		1,455,410,101.12	936,000,000.00	2,391,410,101.12
051702100100	CRUTECH CRS UNIVERSITY OF TECHNOLOGY	5,057,789,971.90	749,650,934.76		<b>5,807,440,906.66</b>	4,068,799,951.88	<b>9,876,240,858.54</b>	14,694,203,166.22	839,832,171.62		15,534,035,337.84	2,577,965,173.14	18,112,000,510.98
051705100100	SEB SECONDARY EDUCATION BOARD	#####	53,927,758.70	15,000,000.00	<b>11,068,273,306.84</b>	69,062,771.00	<b>11,137,336,077.84</b>	114,075,112.80	5,052,158.70	15,000,000.00	134,127,271.50	69,062,771.00	203,190,042.50
051705500100	STEB STATE TECHNICAL EDUCATION BOARD	1,592,256,357.01	10,565,400.00	18,627,525.00	<b>1,621,449,282.01</b>	299,508,186.53	<b>1,920,957,468.54</b>	258,076,884.15	10,365,400.00	0.00	268,442,284.15	299,508,186.53	567,950,470.68
051705502100	CPSRB CRS PRIVATE SCHOOLS REGULATORY BOARD		4,737,699.94		<b>4,737,699.94</b>	7,926,299.91	<b>12,663,999.85</b>		4,737,699.94	0.00	4,737,699.94	21,926,299.91	26,663,999.85
051705600100	CRSSB CRS SCHOLARSHIP BOARD	18,677,530.29			<b>18,677,530.29</b>	5,515,500,000.00	<b>5,534,177,530.29</b>	15,132,692.68		0.00	15,132,692.68	395,500,000.00	410,632,692.68





# CROSS RIVER STATE APPROVED BUDGET 2020

## SUMMARY OF EXPENDITURE

### SOCIAL

Administrative Code	Description	Approved Personnel Cost 2020	Approved Overhead Cost 2020	Approved Statutory Expenditure	Approved Total Recurrent Expenditure	Approved Capital Expenditure	Approved Total Budget 2020	Approved Personnel Cost 2019	Approved Overhead Cost 2019	Approved Statutory Expenditure	Approved Total Recurrent Expenditure	Approved Capital Expenditure 2019	Approved Total Budget 2019
052100100100	MOH MINISTRY OF HEALTH	680,726,249.94	12,000,000.00	9,895,768.88	<b>702,622,018.82</b>	44,808,296,875.00	<b>45,510,918,893.82</b>	519,318,589.96	8,369,026.00	9,895,768.88	537,583,384.84	43,653,296,875.00	44,190,880,259.84
052100300100	PHCDA PRIMARY HEALTH CARE DEVELOPMENT AGENCY	165,176,408.05			<b>165,176,408.05</b>	3,167,155,615.00	<b>3,332,332,023.05</b>	195,475,614.33			195,475,614.33	2,190,513,916.00	2,385,989,530.33
052102700100	GHC GENERAL HOSPITAL, CALABAR	532,500,600.00	119,713,106.00		<b>652,213,706.00</b>	3,780,974,299.00	<b>4,433,188,005.00</b>	580,994,915.00	66,363,672.00		647,358,587.00	124,509,400.00	771,867,987.00
052102700200	GHA GENERAL HOSPITAL, AKAMKPA	175,264,141.82	9,095,510.00		<b>184,359,651.82</b>	4,315,000,000.00	<b>4,499,359,651.82</b>	191,590,032.00	8,673,358.00		200,263,390.00	5,070,000,000.00	5,270,263,390.00
052102700300	GHU GENERAL HOSPITAL, UGEP	193,017,930.59	18,561,599.82		<b>211,579,530.41</b>	72,372,177.50	<b>283,951,707.91</b>	220,194,246.03	18,561,600.00		238,755,846.03	87,372,177.50	326,128,023.53
052102700400	GHBRA GENERAL HOSPITAL, OBUBRA	132,426,643.00	8,991,670.00		<b>141,418,313.00</b>	55,200,000.00	<b>196,618,313.00</b>	132,426,643.00	8,991,670.00		141,418,313.00	95,300,000.00	236,718,313.00
052102700500	GHGGJ GENERAL HOSPITAL, OGOJA	349,263,076.00	24,713,695.00		<b>373,976,771.00</b>	5,788,450,619.00	<b>6,162,427,390.00</b>	302,802,718.00	14,040,000.00		316,842,718.00	5,788,450,619.00	6,105,293,337.00
052102700600	GHCKK General Hospital Okpoma	78,084,943.25	4,492,680.80		<b>82,577,624.05</b>	14,300,000.00	<b>96,877,624.05</b>	71,550,303.29	4,492,680.80		76,042,984.09	14,300,000.00	90,342,984.09
052102700700	GHBNS GENERAL HOSPITAL, OBANLIKU	154,977,654.61	20,401,451.00		<b>175,379,105.61</b>	91,825,000.00	<b>267,204,105.61</b>	123,246,108.00	16,074,418.00		139,320,526.00	68,400,000.00	207,720,526.00
052102700800	SJHIEA ST. JOSEPH HOSPITAL, IKOT ENE AKPABUYO	130,897,227.92	6,085,468.51		<b>136,982,696.43</b>	11,652,546.93	<b>148,635,243.36</b>	555,739,522.18	6,653,834.06		562,393,356.24	11,652,546.93	574,045,903.17
052102700900	CHO COTTAGE HOSPITAL, OBAN	22,133,292.00	184,212.00		<b>22,317,504.00</b>		<b>22,317,504.00</b>	22,133,292.00	184,212.00		22,317,504.00		22,317,504.00
052102701000	CHAC COTTAGE HOSPITAL, AKPET CENTRAL	77,033,568.14	5,909,542.50		<b>82,943,110.64</b>	41,475,000.00	<b>124,418,110.64</b>	76,470,782.00	4,034,304.50		80,505,086.50	26,400,000.00	106,905,086.50
052102701100	EMJHI EJA-MEMORIAL JOINT HOSPITAL, ITIGIDI	140,171,280.00	5,003,127.00		<b>145,174,407.00</b>	108,080,000.00	<b>253,254,407.00</b>	141,107,440.00	4,357,088.00		145,464,528.00	48,580,000.00	194,044,528.00
052102701200	LHY LUTHERAN HOSPITAL, YAHE	141,447,601.33	9,358,758.00		<b>150,806,359.33</b>	34,440,000.00	<b>185,246,359.33</b>	149,335,219.00	6,672,162.00		156,007,381.00	34,440,000.00	190,447,381.00
052102701300	EDP ESSENTIAL DRUGS PROGRAMME	31,339,881.61	790,806.00		<b>32,130,687.61</b>	180,270,000.00	<b>212,400,687.61</b>	31,339,881.61	790,806.00		32,130,687.61		32,130,687.61








# CROSS RIVER STATE APPROVED BUDGET 2020

## SUMMARY OF EXPENDITURE

### SOCIAL

Administrative Code	Description	Approved Personnel Cost 2020	Approved Overhead Cost 2020	Approved Statutory Expenditure	Approved Total Recurrent Expenditure	Approved Capital Expenditure	Approved Total Budget 2020	Approved Personnel Cost 2019	Approved Overhead Cost 2019	Approved Statutory Expenditure	Approved Total Recurrent Expenditure	Approved Capital Expenditure 2019	Approved Total Budget 2019
052102701400	RMCO Ranch Medical Centre Obudu	23,557,512.72	1,419,267.25		24,976,779.97	3,967,260.00	28,944,039.97	25,121,082.92	1,419,267.25		26,540,350.17		26,540,350.17
052102800100	GDCC GOVERNMENT DENTAL CENTRE, CALABAR	31,702,135.32	4,131,020.32		35,833,155.64	27,000,000.00	62,833,155.64	21,580,188.56	2,698,000.00		24,278,188.56		24,278,188.56
052102800200	DLHMH DR LAW HENSHAW MEM. HOSPITAL, CAL	228,107,481.41	5,720,140.42		233,827,621.83	97,000,000.00	330,827,621.83	126,413,112.00	500,000.00		126,913,112.00	144,000,000.00	270,913,112.00
052102800300	ECPC EYE CARE PROGRAMME, CALABAR	66,267,366.12	7,092,839.00		73,360,205.12	318,311,418.00	391,671,623.12	50,094,333.00	7,092,839.00		57,187,172.00	11,540,801.00	68,727,973.00
052102800400	ECPO EYE CARE PROGRAMME, OGOJA	37,276,388.84	8,618,283.00		45,894,671.84	11,700,000.00	57,594,671.84	0.00	0.00		0.00	11,700,000.00	11,700,000.00
052110400100	SNC SCHOOL OF NURSING, CALABAR	72,237,874.72	8,794,032.00		81,031,906.72	320,025,300.00	401,057,206.72	32,254,657.30	2,549,980.00		34,804,637.30	150,000,000.00	184,804,637.30
052110400200	SNI SCHOOL OF NURSING, ITIGIDI	78,271,641.00	4,538,559.00		82,810,200.00	496,673,585.99	579,483,785.99	67,024,704.00	2,869,999.00		69,894,703.00	545,061,147.00	614,955,850.00
052110400300	CSNO CENTRAL SCHOOL OF NURSING, OGOJA	35,993,297.57	6,740,000.00		42,733,297.57	375,893,142.00	418,626,439.57	51,120,222.00	7,904,106.00		59,024,328.00	158,819,942.00	217,844,270.00
052110600100	CHT COLLEGE OF HEALTH TECHNOLOGY	942,310,698.42	502,572,792.95		1,444,883,491.37	394,700,000.00	1,839,583,491.37	895,535,128.76	281,501,776.20		1,177,036,904.96	323,700,000.00	1,500,736,904.96
052111500300	SMC SCHOOL OF MIDWIFERY, CALABAR	45,935,485.15	1,628,643.14		47,564,128.29	127,922,500.00	175,486,628.29	46,398,915.46	1,383,643.14		47,782,558.60	67,660,000.00	115,442,558.60
052111500400	SMMO Sch. of Midwifery/TBL Monaya Ogoja	16,511,599.00	5,999,991.00		22,511,590.00	484,223,794.00	506,735,384.00	81,994,358.00	3,936,050.00		85,930,408.00	484,223,794.00	570,154,202.00
052111500500	SMO SCHOOL OF MIDWIFERY/TBL, OBUDU	44,218,809.72	7,360,664.00		51,579,473.72	96,323,800.00	147,903,273.72	74,871,945.00	2,070,000.00		76,941,945.00	141,134,742.00	218,076,687.00
052111500700	SHIS STATE HEALTH INSURANCE SCHEME	17,816,097.52	21,660,000.00	10,139,546.00	49,615,643.52	10,529,000,000.00	10,578,615,643.52	0.00	21,114,000.00	0.00	21,114,000.00	10,529,000,000.00	10,550,114,000.00
053505300800	IRA INFRASTRUCTURE AND REGULATORY AGENCY	8,032,920.45	3,000,000.00	21,000,000.00	32,032,920.45	137,860,500.00	169,893,420.45	8,032,920.45	16,667,150.00	21,000,000.00	45,700,070.45		45,700,070.45





# CROSS RIVER STATE APPROVED BUDGET 2020

## SUMMARY OF EXPENDITURE

### SOCIAL

Administrative Code	Description	Approved Personnel Cost 2020	Approved Overhead Cost 2020	Approved Statutory Expenditure	Approved Total Recurrent Expenditure	Approved Capital Expenditure	Approved Total Budget 2020	Approved Personnel Cost 2019	Approved Overhead Cost 2019	Approved Statutory Expenditure	Approved Total Recurrent Expenditure	Approved Capital Expenditure 2019	Approved Total Budget 2019
056500100100	MHSW MINISTRY OF HUMANITY AND SOCIAL WELFARE	121,212,840.00	100,730,246.00	9,895,741.88	<b>231,838,827.88</b>	30,622,146,746.00	<b>30,853,985,573.88</b>	90,583,114.00	109,550,000.00	9,895,741.88	210,028,855.88	10,272,946,746.00	10,482,975,601.88
056500100300	MORAI MINISTRY OF ROBOTICS AND ARTIFICIAL INTELLIGENCE		12,000,000.00	9,895,742.16	<b>21,895,742.16</b>	10,475,000,000.00	<b>10,496,895,742.16</b>		0.00	0.00	0.00	2,000,000,000.00	2,000,000,000.00
056500100500	SEMA STATE EMERGENCY MANAGEMENT AGENCY	6,683,690.89	11,999,999.31	4,000,000.00	<b>22,683,690.20</b>	2,689,795,313.00	<b>2,712,479,003.20</b>	6,683,690.89	11,999,999.31	4,000,000.00	22,683,690.20	192,047,800.00	214,731,490.20
056500100600	SACA AGENCY FOR THE CONTROL OF HIV/AIDS (SACA)	29,519,051.84	5,000,000.00	7,980,610.00	<b>42,499,661.84</b>	1,756,438,136.50	<b>1,798,937,798.34</b>	32,921,079.16	5,000,000.00	7,980,610.00	45,901,689.16	2,056,438,136.50	2,102,339,825.66
056500100700	MSDG MINISTRY OF SUSTAINABLE DEVELOPMENT GOALS	11,477,570.10	12,657,394.58	9,895,378.16	<b>34,030,342.84</b>	112,339,870.00	<b>146,370,212.84</b>	3,950,000.00	0.00	0.00	3,950,000.00	112,339,870.00	116,289,870.00
056500100800	MOI MINISTRY OF INFORMATION	36,385,706.07	19,954,990.00	9,895,745.88	<b>66,236,441.95</b>	696,300,000.00	<b>762,536,441.95</b>	215,228,090.53	19,121,640.00	9,895,745.88	244,245,476.41	677,258,435.30	921,503,911.71
056500100900	CRSBCC CRSBC CALABAR	192,541,211.53	60,000,018.00	7,200,000.00	<b>259,741,229.53</b>	206,609,021.00	<b>466,350,250.53</b>	3,806,940,689.49	61,874,592.03	0.00	3,868,815,281.52	206,609,021.00	4,075,424,302.52
056500200100	CRSBCI CRSBC IKOM	39,194,096.73	12,000,000.00		<b>51,194,096.73</b>	28,614,912.00	<b>79,809,008.73</b>	38,616,303.88	21,844,388.52	0.00	60,460,692.40	39,614,912.00	100,075,604.40
056500200200	CRNC CRS NEWSPAPER CORP. CALABAR	105,687,326.34	27,237,530.97	5,357,692.00	<b>138,282,549.31</b>	119,040,000.00	<b>257,322,549.31</b>	121,626,893.38	27,239,530.97	5,357,592.00	154,224,016.35	119,040,000.00	273,264,016.35
056500200300	MDI MANAGEMENT DEVELOPMENT INSTITUTE	37,560,482.04	13,823,233.56	25,130,546.88	<b>76,514,262.48</b>		<b>76,514,262.48</b>	40,074,213.48	8,415,240.00	20,353,697.88	68,843,151.36		68,843,151.36
056500200400	MCT Ministry of Culture and Tourism Development, Calabar	31,776,093.20	6,000,000.00	9,895,742.16	<b>47,671,835.36</b>	3,483,839,500.00	<b>3,531,511,335.36</b>	15,985,336.96	5,095,791.36	11,457,803.40	32,538,931.72	483,839,500.00	516,378,431.72
056500200500	ECPOB CRS Eye Care Programme, Obanliku		1,886,120.00		<b>1,886,120.00</b>		<b>1,886,120.00</b>		1,886,120.00		1,886,120.00		1,886,120.00
056500200600	MSC MINISTRY OF SPORTS AND CINEMATOGRAPHY	127,067,001.00	556,569,600.00	9,895,742.16	<b>693,532,343.16</b>	2,337,921,725.00	<b>3,031,454,068.16</b>	135,182,626.00	552,000,000.00	9,895,742.16	697,078,368.16	1,087,921,725.00	1,785,000,093.16

30-2-2020



# CROSS RIVER STATE APPROVED BUDGET 2020

## SUMMARY OF EXPENDITURE

<b>SOCIAL</b>	24,875,078,072.54	3,129,630,204.25	346,025,864.72	<b>28,350,734,141.51</b>	2,337,921,725.00	<b>200,369,025,871.54</b>	26,409,762,462.73	2,978,523,294.75	200,444,798.49	29,588,730,555.97	1,087,921,725.00	165,653,961,967.56
---------------	-------------------	------------------	----------------	--------------------------	------------------	---------------------------	-------------------	------------------	----------------	-------------------	------------------	--------------------

*30-2-20*  
CERTIFIED TRUE COPY




# CROSS RIVER STATE CHART OF ACCOUNT 2020

## GENERAL ADMINISTRATION

### 011100100200 HPSDG HEAD OF PERSONNEL STAFF TO THE DEPUTY GOVERNOR

Fund	Administrative	Programme	Func	Geo	Economic	Description	Approved Budget 2020	Approved Provision 2019	Actual Rev./Exp. Jan -Aug 2019
<b>PERSONNEL COST</b>							<b>31,761,203.32</b>	<b>31,751,203.32</b>	<b>15,615,150.97</b>
<b>21010100 SALARIES AND WAGES</b>							<b>16,291,962.60</b>	<b>16,291,962.60</b>	<b>8,766,161.39</b>
02101	011100100200	0000000000000000	00000	50910899	21010101	Salary	16,291,962.60	16,291,962.60	8,766,161.39
<b>21020100 ALLOWANCES</b>							<b>15,469,240.72</b>	<b>15,459,240.72</b>	<b>6,848,989.58</b>
02101	011100100200	0000000000000000	00000	50910899	21020104	Meal Subsidy_21020104	503,589.36	503,589.36	287,466.50
02101	011100100200	0000000000000000	00000	50910899	21020107	Utility	358,886.40	358,886.40	156,262.40
02101	011100100200	0000000000000000	00000	50910899	21020105	Rent	8,145,545.52	8,145,545.52	4,383,081.29
02101	011100100200	0000000000000000	00000	50910899	21020103	Leave Grant	1,629,196.44	1,629,196.44	876,616.65
02101	011100100200	0000000000000000	00000	50910899	21020108	Domestic Servant	2,391,804.76	2,365,893.12	0.00
02101	011100100200	0000000000000000	00000	50910899	21020109	Entertainment	68,400.00	84,311.64	0.00
02101	011100100200	0000000000000000	00000	50910899	21020106	Transport	2,371,818.24	2,371,818.24	1,145,562.74
<b>OVERHEAD COST</b>							<b>512,250,181.00</b>	<b>508,250,181.00</b>	<b>83,988,500.00</b>
<b>22020100 TRAVEL AND TRANSPORT - GENERAL</b>							<b>151,036,000.00</b>	<b>151,036,000.00</b>	<b>20,700,000.00</b>
02101	011100100200	0000000000000000	00000	50910899	22020102	Local Travel and Transport	151,036,000.00	151,036,000.00	20,700,000.00
<b>22020200 UTILITIES - GENERAL</b>							<b>1,430,400.00</b>	<b>1,430,400.00</b>	<b>221,800.00</b>
02101	011100100200	0000000000000000	00000	50910899	22020211	Other Utility	986,400.00	986,400.00	96,800.00
02101	011100100200	0000000000000000	00000	50910899	22020212	Mails, Courier, Diplomatic Mail	444,000.00	444,000.00	125,000.00
<b>22020300 MATERIALS AND SUPPLIES - GENERAL</b>							<b>90,523,331.00</b>	<b>66,523,331.00</b>	<b>10,487,200.00</b>
02101	011100100200	0000000000000000	00000	50910899	22020309	Uniforms and Other Clothing	2,150,400.00	1,150,400.00	550,000.00
02101	011100100200	0000000000000000	00000	50910899	22020311	Food Stuff / Catering Materials Supplies	55,466,160.00	35,466,160.00	6,700,000.00
02101	011100100200	0000000000000000	00000	50910899	22020315	Office Material And Supplies	16,638,291.00	16,638,291.00	1,582,200.00
02101	011100100200	0000000000000000	00000	50910899	22020304	Magazines and Periodicals	4,040,000.00	4,040,000.00	0.00
02101	011100100200	0000000000000000	00000	50910899	22020316	Computer Materials And Supplies_22020316	6,728,480.00	3,728,480.00	655,000.00
02101	011100100200	0000000000000000	00000	50910899	22020306	Printing Of Security Documents	5,500,000.00	5,500,000.00	1,000,000.00
<b>22020400 MAINTENANCE SERVICES - GENERAL</b>							<b>119,978,850.00</b>	<b>119,978,850.00</b>	<b>27,260,000.00</b>
02101	011100100200	0000000000000000	00000	50910899	22020401	Maintenance Of Motor Vehicle/Transport Equipment	44,555,250.00	44,555,250.00	5,094,825.00
02101	011100100200	0000000000000000	00000	50910899	22020402	Maintenance Of Office Furniture	11,515,000.00	11,515,000.00	2,362,000.00
02101	011100100200	0000000000000000	00000	50910899	22020415	Maintenance Of Office Equipments	6,141,000.00	6,141,000.00	2,000,000.00
02101	011100100200	0000000000000000	00000	50910899	22020405	Maintenance Of Plants/Generators	41,984,000.00	41,984,000.00	10,033,075.00
02101	011100100200	0000000000000000	00000	50910899	22020417	Maintenance Of Office Building	14,500,000.00	14,500,000.00	6,737,700.00
02101	011100100200	0000000000000000	00000	50910899	22020414	Maintenance Of Computer And It Equipments	1,283,600.00	1,283,600.00	1,032,400.00
<b>22020600 OTHER SERVICES - GENERAL</b>							<b>78,000,000.00</b>	<b>98,000,000.00</b>	<b>7,319,500.00</b>
02101	011100100200	0000000000000000	00000	50910899	22020601	Security Services	25,000,000.00	25,000,000.00	4,319,500.00
02101	011100100200	0000000000000000	00000	50910899	22020604	Security Vote (Including Operations)	38,000,000.00	58,000,000.00	0.00
02101	011100100200	0000000000000000	00000	50910899	22020639	Press And Public Relation/ Advertisement	15,000,000.00	15,000,000.00	3,000,000.00
<b>22020700 CONSULTING AND PROFESSIONAL SERVICES - GEN</b>							<b>3,600,000.00</b>	<b>3,600,000.00</b>	<b>0.00</b>
02101	011100100200	0000000000000000	00000	50910899	22020708	Medical Consulting	3,600,000.00	3,600,000.00	0.00
<b>22021000 MISCELLANEOUS EXPENSES GENERAL</b>							<b>67,681,600.00</b>	<b>67,681,600.00</b>	<b>18,000,000.00</b>
02101	011100100200	0000000000000000	00000	50910899	22021052	Financial Assistance	30,480,000.00	30,480,000.00	4,600,000.00





# CROSS RIVER STATE CHART OF ACCOUNT 2020

## GENERAL ADMINISTRATION

### 011100100200 HPSDG HEAD OF PERSONNEL STAFF TO THE DEPUTY GOVERNOR

Fund	Administrative	Programme	Functic	Geo	Economic	Description	Approved Budget 2020	Approved Provision 2019	Actual Rev./Exp. Jan -Aug 2019
02101	011100100200	0000000000000000	00000	50910899	22021057	Entertainment at Meetings	37,201,600.00	37,201,600.00	13,400,000.00
<b>CONSOLIDATED REVENUE CHARGES</b>							<b>59,541,102.74</b>	<b>59,541,102.74</b>	<b>9,240,940.40</b>
02101	011100100200	0000000000000000	00000	50910899	21010103	Consolidated Revenue Fund Charge- Salaries	59,541,102.74	59,541,102.74	9,240,940.40
<b>CAPITAL EXPENDITURE</b>							<b>521,569,135.00</b>	<b>521,569,135.00</b>	<b>0.00</b>
03101	011100100200	0990000000018501	70133	50910899	23050101	Consultative Forum	100,000,000.00	100,000,000.00	0.00
03101	011100100200	0990000000018507	70131	50910899	23030120	Renovation of Deputy Governor's Lodge	200,000,000.00	200,000,000.00	0.00
03101	011100100200	0990000000018505	70131	50910899	23030120	Rehabilitation of Deputy Governor's Lodge	26,153,400.00	26,153,400.00	0.00
03101	011100100200	0990000000018502	70131	50910899	23030120	Renovation of Deputy Governor's Guest House (U.J Esuene)	25,415,735.00	25,415,735.00	0.00
03101	011100100200	0990000000018506	70131	50910899	23030120	Maintenance of Deputy Governor's Lodge	50,000,000.00	50,000,000.00	0.00
03101	011100100200	0990000000018504	70131	50910899	23030120	Furnishing/Equipment of the Lodge	120,000,000.00	120,000,000.00	0.00

#### SUMMARY

#### Recurrent Revenue

#### Capital Receipts

#### TOTAL

#### Personnel Cost

#### Overhead Cost

#### Consolidated Revenue Charges

#### SUB-TOTAL

#### Capital Expenditure

#### TOTAL

Personnel Cost	31,761,203.32	31,751,203.32	15,615,150.97
Overhead Cost	512,250,181.00	508,250,181.00	83,988,500.00
Consolidated Revenue Charges	59,541,102.74	59,541,102.74	9,240,940.40
SUB-TOTAL	603,552,487.06	599,542,487.06	108,844,591.37
Capital Expenditure	521,569,135.00	521,569,135.00	0.00
<b>TOTAL</b>	<b>1,125,121,622.06</b>	<b>1,121,111,622.06</b>	<b>108,844,591.37</b>





# CROSS RIVER STATE CHART OF ACCOUNT 2020

## GENERAL ADMINISTRATION

### 011100100900 CSPAC CROSS RIVER STATE STRATEGIC POLICY ADVISORY COUNCIL

Fund	Administrative	Programme	Func	Geo	Economic	Description	Approved Budget 2020	Approved Provision 2019	Actual Rev./Exp. Jan -Aug 2019
<b>PERSONNEL COST</b>							<b>4,076,935.14</b>	<b>2,453,863.74</b>	<b>0.00</b>
<b>21010100 SALARIES AND WAGES</b>							<b>2,278,782.60</b>	<b>655,711.20</b>	<b>0.00</b>
02101	011100100900	0000000000000000	00000	50910899	21010101	Salary	2,278,782.60	655,711.20	0.00
<b>21020100 ALLOWANCES</b>							<b>1,798,152.54</b>	<b>1,798,152.54</b>	<b>0.00</b>
02101	011100100900	0000000000000000	00000	50910899	21020104	Meal Subsidy_21020104	71,812.80	71,812.80	0.00
02101	011100100900	0000000000000000	00000	50910899	21020107	Utility	43,087.24	43,087.24	0.00
02101	011100100900	0000000000000000	00000	50910899	21020106	Transport	315,970.56	315,970.56	0.00
02101	011100100900	0000000000000000	00000	50910899	21020105	Rent	1,139,403.60	1,139,403.60	0.00
02101	011100100900	0000000000000000	00000	50910899	21020103	Leave Grant	227,878.34	227,878.34	0.00
<b>OVERHEAD COST</b>							<b>96,585,514.88</b>	<b>88,436,200.80</b>	<b>9,000,000.00</b>
<b>22020100 TRAVEL AND TRANSPORT - GENERAL</b>							<b>27,120,000.00</b>	<b>27,120,000.00</b>	<b>2,000,000.00</b>
02101	011100100900	0000000000000000	00000	50910899	22020101	Local Travel and Transport	27,120,000.00	27,120,000.00	2,000,000.00
<b>22020200 UTILITIES - GENERAL</b>							<b>1,950,000.00</b>	<b>1,950,000.00</b>	<b>0.00</b>
02101	011100100900	0000000000000000	00000	50910899	22020202	Telephone Charges	1,950,000.00	1,950,000.00	0.00
<b>22020300 MATERIALS AND SUPPLIES - GENERAL</b>							<b>22,668,850.00</b>	<b>16,661,850.00</b>	<b>2,500,000.00</b>
02101	011100100900	0000000000000000	00000	50910899	22020315	Office Material And Supplies	13,407,350.00	13,400,350.00	2,500,000.00
02101	011100100900	0000000000000000	00000	50910899	22020304	Magazines and Periodicals	6,674,000.00	674,000.00	0.00
02101	011100100900	0000000000000000	00000	50910899	22020316	Computer Materials And Supplies_22020316	2,587,500.00	2,587,500.00	0.00
<b>22020400 MAINTENANCE SERVICES - GENERAL</b>							<b>39,846,664.88</b>	<b>42,554,350.80</b>	<b>4,500,000.00</b>
02101	011100100900	0000000000000000	00000	50910899	22020404	Maintenance Of Office / It Equipments	804,500.00	804,500.00	0.00
02101	011100100900	0000000000000000	00000	50910899	22020401	Maintenance Of Motor Vehicle/Transport Equipment	23,725,000.00	17,030,000.00	1,000,000.00
02101	011100100900	0000000000000000	00000	50910899	22020402	Maintenance Of Office Furniture	7,821,417.00	5,696,417.00	800,000.00
02101	011100100900	0000000000000000	00000	50910899	22020405	Maintenance Of Plants/Generators	12,314.08	12,214,000.00	2,000,000.00
02101	011100100900	0000000000000000	00000	50910899	22020414	Maintenance Of Computer And It Equipments	2,108,833.80	2,108,833.80	0.00
02101	011100100900	0000000000000000	00000	50910899	22020415	Maintenance Of Office Equipments	5,374,600.00	4,700,600.00	700,000.00
<b>22021000 MISCELLANEOUS EXPENSES GENERAL</b>							<b>5,000,000.00</b>	<b>150,000.00</b>	<b>0.00</b>
02101	011100100900	0000000000000000	00000	50910899	22021057	Entertainment at Meetings	5,000,000.00	150,000.00	0.00
<b>CONSOLIDATED REVENUE CHARGES</b>							<b>4,776,848.40</b>	<b>4,776,848.40</b>	<b>0.00</b>
02101	011100100900	0000000000000000	00000	50910899	21010103	Consolidated Revenue Fund Charge- Salaries	4,776,848.40	4,776,848.40	0.00
<b>CAPITAL EXPENDITURE</b>							<b>26,561,900.00</b>	<b>40,561,900.00</b>	<b>0.00</b>
03101	011100100900	099000000025804	70133	50910899	23050103	Quarterly Inspection/Monitoring of MDAs Activities	0.00	0.00	0.00
03101	011100100900	099000000025805	70161	50910899	23010112	Procurement of Office Furniture	3,545,000.00	3,545,000.00	0.00
03101	011100100900	099000000025808	70461	50910899	23010113	Procurement of Computers/Equipments	3,120,000.00	3,120,000.00	0.00
03101	011100100900	099000000025803	70621	50910899	23050106	Bi-monthly Council Meetings	10,086,400.00	18,086,400.00	0.00
03101	011100100900	099000000025802	70411	50910899	23050105	Bi-Annual Stakeholders Forum (MDAs)	3,138,000.00	7,138,000.00	0.00
03101	011100100900	099000000025801	70161	50910899	23050108	Bi-Annual Presentation of reports to the Governor	3,292,500.00	3,292,500.00	0.00
03101	011100100900	099000000025806	70461	50910899	23050109	Quarterly Publicity	0.00	0.00	0.00
03101	011100100900	099000000025807	70141	50910899	23050103	Research/Survey	3,380,000.00	5,380,000.00	0.00

**CERTIFIED TRUE COPY**



**CROSS RIVER STATE CHART OF ACCOUNT 2020**

**GENERAL ADMINISTRATION**

**011100100900 CSPAC CROSS RIVER STATE STRATEGIC POLICY ADVISORY COUNCIL**

<u>Fund</u>	<u>Administrative</u>	<u>Programme</u>	<u>Funcitc</u>	<u>Geo</u>	<u>Economic</u>	<u>Description</u>	<u>Approved Budget 2020</u>	<u>Approved Provision 2019</u>	<u>Actual Rev./Exp. Jan -Aug 2019</u>
<b>SUMMARY</b>									
<b>Recurrent Revenue</b>									
<b>Capital Receipts</b>									
<b>TOTAL</b>									
<b>Personnel Cost</b>							4,076,935.14	2,453,863.74	0.00
<b>Overhead Cost</b>							96,585,514.88	88,436,200.80	9,000,000.00
<b>Consolidated Revenue Charges</b>							4,776,848.40	4,776,848.40	0.00
<b>SUB-TOTAL</b>							105,439,298.42	95,666,912.94	9,000,000.00
<b>Capital Expenditure</b>							26,561,900.00	40,561,900.00	0.00
<b>TOTAL</b>							<b>132,001,198.42</b>	<b>136,228,812.94</b>	<b>9,000,000.00</b>

30-2-2020  
 CERTIFIED TRUE COPY



# CROSS RIVER STATE CHART OF ACCOUNT 2020

## GENERAL ADMINISTRATION

### 011100600300 MIDC MINISTRY OF INTERNATIONAL DEVELOPMENT CORPORATION

Fund	Administrative	Programme	Functic	Geo	Economic	Description	Approved Budget 2020	Approved Provision 2019	Actual Rev./Exp. Jan -Aug 2019
<b>CAPITAL RECIEPTS</b>							<b>24,639,601,754.00</b>	<b>24,639,601,754.00</b>	<b>0.00</b>
<b>13020400 FOREIGN GRANTS_13020400</b>							<b>24,012,920,704.00</b>	<b>24,012,920,704.00</b>	<b>0.00</b>
02101	011100600300	0000000000000000	00000	50910899	13020404	Newmap- Grant (Gef) Global Environment Fund	59,000,000.00	59,000,000.00	0.00
02101	011100600300	0000000000000000	00000	50910899	13020406	Ndsp- Niger Delta Support Programme C4	1,834,000,000.00	1,834,000,000.00	0.00
02101	011100600300	0000000000000000	00000	50910899	13020403	Newmap- Grant (Scf) Special Climate Change	4,471,669,919.00	4,471,669,919.00	0.00
02101	011100600300	0000000000000000	00000	50910899	13020405	Slogor- State and Local Govt. Reform Programme	59,000,000.00	59,000,000.00	0.00
02101	011100600300	0000000000000000	00000	50910899	13020408	Undaf Grant-United Nation Joint Programme Support To The State_13020408	2,900,000,000.00	2,900,000,000.00	0.00
02101	011100600300	0000000000000000	00000	50910899	13020421	Counterpart Fund (State Loan)	14,689,250,785.00	14,689,250,785.00	0.00
<b>14020400 EXTERNAL LOANS</b>							<b>626,681,050.00</b>	<b>626,681,050.00</b>	<b>0.00</b>
02101	011100600300	0000000000000000	00000	50910899	14020413	YESSO	626,681,050.00	626,681,050.00	0.00
<b>PERSONNEL COST</b>							<b>43,998,987.57</b>	<b>42,107,982.57</b>	<b>0.00</b>
<b>21010100 SALARIES AND WAGES</b>							<b>24,494,377.62</b>	<b>22,603,372.62</b>	<b>0.00</b>
02101	011100600300	0000000000000000	00000	50910899	21010101	Salary	24,494,377.62	22,603,372.62	0.00
<b>21020100 ALLOWANCES</b>							<b>19,504,609.95</b>	<b>19,504,609.95</b>	<b>0.00</b>
02101	011100600300	0000000000000000	00000	50910899	21020110	Journal	164,718.96	164,718.96	0.00
02101	011100600300	0000000000000000	00000	50910899	21020103	Leave Grant	2,447,103.45	2,447,103.45	0.00
02101	011100600300	0000000000000000	00000	50910899	21020109	Entertainment	375,037.80	375,037.80	0.00
02101	011100600300	0000000000000000	00000	50910899	21020111	Vehicle Maintainance	823,594.56	823,594.56	0.00
02101	011100600300	0000000000000000	00000	50910899	21020134	Teaching Allowance	57,913.32	57,913.32	0.00
02101	011100600300	0000000000000000	00000	50910899	21020112	Pa Allowance	274,531.56	274,531.56	0.00
02101	011100600300	0000000000000000	00000	50910899	21020108	Domestic Servant	3,178,087.68	3,178,087.68	0.00
02101	011100600300	0000000000000000	00000	50910899	21020107	Utility	763,061.30	763,061.30	0.00
02101	011100600300	0000000000000000	00000	50910899	21020106	Transport	2,299,462.58	2,299,462.58	0.00
02101	011100600300	0000000000000000	00000	50910899	21020104	Meal Subsidy_21020104	584,370.70	584,370.70	0.00
02101	011100600300	0000000000000000	00000	50910899	21020105	Rent	8,536,728.04	8,536,728.04	0.00
<b>OVERHEAD COST</b>							<b>11,019,910.00</b>	<b>11,019,910.00</b>	<b>0.00</b>
<b>22020100 TRAVEL AND TRANSPORT - GENERAL</b>							<b>5,200,000.00</b>	<b>5,200,000.00</b>	<b>0.00</b>
02101	011100600300	0000000000000000	00000	50910899	22020102	Local Travel and Transport	5,200,000.00	5,200,000.00	0.00
<b>22020200 UTILITIES - GENERAL</b>							<b>596,000.00</b>	<b>596,000.00</b>	<b>0.00</b>
02101	011100600300	0000000000000000	00000	50910899	22020212	Mails, Courier, Diplomatic Mail	90,000.00	90,000.00	0.00
02101	011100600300	0000000000000000	00000	50910899	22020203	Internet Access Charges	264,000.00	264,000.00	0.00
02101	011100600300	0000000000000000	00000	50910899	22020202	Telephone Charges	242,000.00	242,000.00	0.00
<b>22020300 MATERIALS AND SUPPLIES - GENERAL</b>							<b>536,645.00</b>	<b>536,645.00</b>	<b>0.00</b>
02101	011100600300	0000000000000000	00000	50910899	22020316	Computer Materials And Supplies_22020316	218,000.00	218,000.00	0.00
02101	011100600300	0000000000000000	00000	50910899	22020315	Office Material And Supplies	141,745.00	141,745.00	0.00
02101	011100600300	0000000000000000	00000	50910899	22020305	Printing Of Non Security Documents	100,000.00	100,000.00	0.00
02101	011100600300	0000000000000000	00000	50910899	22020304	Magazines and Periodicals	76,900.00	76,900.00	0.00
<b>22020400 MAINTENANCE SERVICES - GENERAL</b>							<b>2,048,265.00</b>	<b>2,048,265.00</b>	<b>0.00</b>

**CERTIFIED TRUE COPY**





# CROSS RIVER STATE CHART OF ACCOUNT 2020

## GENERAL ADMINISTRATION

### 011100600300 MIDC MINISTRY OF INTERNATIONAL DEVELOPMENT CORPORATION

Fund	Administrative	Programme	Func	Geo	Economic	Description	Approved Budget 2020	Approved Provision 2019	Actual Rev./Exp. Jan -Aug 2019
02101	011100600300	0000000000000000	00000	50910899	22020402	Maintenance Of Office Furniture	400,750.00	400,750.00	0.00
02101	011100600300	0000000000000000	00000	50910899	22020401	Maintenance Of Motor Vehicle/Transport Equipment	817,600.00	817,600.00	0.00
02101	011100600300	0000000000000000	00000	50910899	22020405	Maintenance Of Plants/Generators	110,915.00	110,915.00	0.00
02101	011100600300	0000000000000000	00000	50910899	22020414	Maintenance Of Computer And It Equipments	318,000.00	318,000.00	0.00
02101	011100600300	0000000000000000	00000	50910899	22020415	Maintenance Of Office Equipments	401,000.00	401,000.00	0.00
					<b>22020500</b>	<b>TRAINING - GENERAL</b>	<b>2,100,000.00</b>	<b>2,100,000.00</b>	<b>0.00</b>
02101	011100600300	0000000000000000	00000	50910899	22020505	Workshops, Conference And Seminar	100,000.00	100,000.00	0.00
02101	011100600300	0000000000000000	00000	50910899	22020502	International Training	2,000,000.00	2,000,000.00	0.00
					<b>22020600</b>	<b>OTHER SERVICES - GENERAL</b>	<b>350,000.00</b>	<b>350,000.00</b>	<b>0.00</b>
02101	011100600300	0000000000000000	00000	50910899	22020639	Press And Public Relation/ Advertisement	350,000.00	350,000.00	0.00
					<b>22020900</b>	<b>FINANCIAL CHARGES - GENERAL</b>	<b>24,000.00</b>	<b>24,000.00</b>	<b>0.00</b>
02101	011100600300	0000000000000000	00000	50910899	22020901	Bank Charges (Other Than Interest)	24,000.00	24,000.00	0.00
					<b>22021000</b>	<b>MISCELLANEOUS EXPENSES GENERAL</b>	<b>165,000.00</b>	<b>165,000.00</b>	<b>0.00</b>
02101	011100600300	0000000000000000	00000	50910899	22021057	Entertainment at Meetings	165,000.00	165,000.00	0.00
						<b>CONSOLIDATED REVENUE CHARGES</b>	<b>5,118,893.28</b>	<b>5,118,893.28</b>	<b>0.00</b>
02101	011100600300	0000000000000000	00000	50910899	21010103	Consolidated Revenue Fund Charge- Salaries	5,118,893.28	5,118,893.28	0.00
						<b>CAPITAL EXPENDITURE</b>	<b>1,789,911,455.00</b>	<b>2,885,075,641.00</b>	<b>0.00</b>
03101	011100600300	099000000024103	70133	50910899	23050105	Monitor, Cllate and produce 100 copies of Annual Donor support report in the State	1,000,000.00	1,000,000.00	0.00
03101	011100600300	099000000024128	70133	50910899	23050115	Commercial Agriculture Development Projects	100,000,000.00	100,000,000.00	
03101	011100600300	099000000024129	70133	50910899	23050115	HIV /AIDS -(CR -SACA)	15,000,000.00	15,000,000.00	
03101	011100600300	099000000024130	70133	50910899	23050115	FADAMA Project	61,633,000.00	61,633,000.00	
03101	011100600300	099000000024131	70133	50910899	23050115	National Programme on Food Security	30,000,000.00	30,000,000.00	
03101	011100600300	099000000024117	70133	50910899	23050106	Undertake and Produce at Least One Documentary	1,500,000.00	1,500,000.00	
03101	011100600300	099000000024125	70133	50910899	23050115	NESP-GIZ (National Energy Support Project)	25,000,000.00	25,000,000.00	
03101	011100600300	099000000024122	70133	50910899	23050109	WSSRP II (RURAL)		295,164,186.00	
03101	011100600300	099000000024132	70133	50910899	23050115	Other Counterpart Funds	320,000,000.00	720,000,000.00	
03101	011100600300	099000000024126	70133	50910899	23050115	United Nation Joint Programme Support to the State (UNDAF)	500,000,000.00	500,000,000.00	
03101	011100600300	099000000024101	70133	50910899	23050115	Bilateral Economic and Trade Cooperation	26,000,000.00	126,000,000.00	0.00
03101	011100600300	099000000024121	70131	50910899	23050114	Hold Monthly partners Meeting with MDAs/LGAs/Communities within & Outside the State	1,000,000.00	1,000,000.00	
03101	011100600300	099000000024123	70133	50910899	23050109	WSSRP II (RUSHPIN-GSF)	104,113,255.00	104,113,255.00	
03101	011100600300	099000000024111	70131	50910899	23050114	Hold Quarterly Review Meetings with State Development Partners	1,500,000.00	1,500,000.00	
03101	011100600300	099000000024127	70133	50910899	23050115	Youth Empowerment and Social Support Operation	109,115,200.00	109,115,200.00	
03101	011100600300	099000000024118	70133	50910899	23050106	Undetake Exchange Learning Programs with Development / Other Partners	2,000,000.00	2,000,000.00	
03101	011100600300	099000000024120	70133	50910899	23050105	Identify and Negotiate New Development Support with at Least 2 New Donor Partners and Develop 2 agreements/MOUs with them	500,000.00	500,000.00	

30-2-2020



# CROSS RIVER STATE CHART OF ACCOUNT 2020

## GENERAL ADMINISTRATION

### 011100600300 MIDC MINISTRY OF INTERNATIONAL DEVELOPMENT CORPORATION

Fund	Administrative	Programme	Func	Geo	Economic	Description	Approved Budget 2020	Approved Provision 2019	Actual Rev./Exp. Jan -Aug 2019
03101	011100600300	099000000024124	70133	50910899	23050115	Local /State Gov. Reform Governance	15,000,000.00	15,000,000.00	
03101	011100600300	099000000024113	70131	50910899	23050103	Monitor and Produce Quarterly Reports on Donor Intervention in the State	800,000.00	800,000.00	
03101	011100600300	099000000024136	70133	50910899	23050114	Bilateral Economic and Trade Cooperation Between Hancheng Province of China and Cross River State of Nigeria	200,000,000.00	500,000,000.00	
03101	011100600300	099000000024133	70133	50910899	23050115	Intending Development Supports	50,000,000.00	50,000,000.00	
03101	011100600300	099000000024135	70133	50910899	23050115	IFAD - NDDC (CBNRMP)	30,000,000.00	30,000,000.00	
03101	011100600300	099000000024109	70131	50910899	23050114	Organize bi- annual stakeholders to review implementation of progress with relevant MDAs/LGAs	2,250,000.00	2,250,000.00	
03101	011100600300	099000000024102	70133	50910899	23050105	Consultancy Services (NEWMAP)	100,000,000.00	100,000,000.00	0.00
03101	011100600300	099000000024116	70133	50910899	23050109	Produce Quarterly DIDS NewsLetters	2,500,000.00	2,500,000.00	
03101	011100600300	099000000024119	70133	50910899	23050114	To develop and implement a strategic framework for integrated donor support for socio-economic development of cross River State	1,000,000.00	1,000,000.00	
03101	011100600300	099000000024114	70131	50910899	23050114	Monthly Coordination Meeting with State Donor Partners	1,000,000.00	1,000,000.00	
03101	011100600300	099000000024104	70131	50910899	23050114	Arrange 1 Specialized Training Programmeswith Partners for 10 key staff on Relevant fields of Donor coordination quarterly	3,000,000.00	3,000,000.00	0.00
03101	011100600300	099000000024112	70131	50910899	23050106	Holding Quarterly Sensitization / Consultative Meeting with Donor Supported LGAs	2,500,000.00	2,500,000.00	
03101	011100600300	099000000024110	70131	50910899	23050114	Annual Donor / CSO's Summit	2,000,000.00	2,000,000.00	
03101	011100600300	099000000024134	70133	50910899	23050115	SMEP (State Malaria Elimination Programme )	75,000,000.00	75,000,000.00	
03101	011100600300	099000000024108	70131	50910899	23050103	Intergrated M&E Data Coordination Meeting	500,000.00	500,000.00	
03101	011100600300	099000000024107	70461	50910899	23050113	Organize Quarterly Radio/TV Public Enlightenment Programme	2,250,000.00	2,250,000.00	
03101	011100600300	099000000024106	70133	50910899	23050113	IFAD- NDDC (CBNRMP)			
03101	011100600300	099000000024105	70131	50910899	23050114	Capacity building of donor coordination desk officers	2,750,000.00	2,750,000.00	0.00
03101	011100600300	099000000024115	70133	50910899	23050109	Produce 1000 Copies of Donor Guide / Manual	1,000,000.00	1,000,000.00	

#### SUMMARY

##### Recurrent Revenue

Capital Receipts	24,639,601,754.00	24,639,601,754.00	0.00
<b>TOTAL</b>	<b>24,639,601,754.00</b>	<b>24,639,601,754.00</b>	<b>0.00</b>

##### Personnel Cost


Overhead Cost	43,998,987.57	42,107,982.57	0.00
---------------	---------------	---------------	------

##### Consolidated Revenue Charges

SUB-TOTAL	11,019,910.00	11,019,910.00	0.00
-----------	---------------	---------------	------

Capital Expenditure	5,118,893.28	5,118,893.28	0.00
---------------------	--------------	--------------	------

<b>TOTAL</b>	<b>1,850,049,245.85</b>	<b>2,943,322,426.85</b>	<b>0.00</b>
--------------	-------------------------	-------------------------	-------------






# CROSS RIVER STATE CHART OF ACCOUNT 2020

## GENERAL ADMINISTRATION

### 011101000100 DPPID DUE PROCESS AND PRICE INTELLIGENCE BUREAU

Fund	Administrative	Programme	Func	Geo	Economic	Description	Approved Budget 2020	Approved Provision 2019	Actual Rev./Exp. Jan -Aug 2019
<b>RECURRENT REVENUE</b>							<b>90,000,000.00</b>	<b>90,000,000.00</b>	<b>21,957,800.00</b>
<b>12020400 FEES - GENERAL</b>							<b>90,000,000.00</b>	<b>90,000,000.00</b>	<b>21,957,800.00</b>
02101	011101000100	0000000000000000	00000	50910899	12020417	Contractor Registration Fees	55,000,000.00	55,000,000.00	19,039,600.00
02101	011101000100	0000000000000000	00000	50910899	12020427	Tender Fees	35,000,000.00	35,000,000.00	2,918,200.00
<b>PERSONNEL COST</b>							<b>103,026,138.06</b>	<b>21,189,152.91</b>	<b>0.00</b>
<b>21010100 SALARIES AND WAGES</b>							<b>54,697,007.70</b>	<b>8,459,808.32</b>	<b>0.00</b>
02101	011101000100	0000000000000000	00000	50910899	21010101	Salary	54,697,007.70	8,459,808.32	0.00
<b>21020100 ALLOWANCES</b>							<b>48,329,130.36</b>	<b>12,729,344.59</b>	<b>0.00</b>
02101	011101000100	0000000000000000	00000	50910899	21020103	Leave Grant	5,819,518.43	1,427,067.73	0.00
02101	011101000100	0000000000000000	00000	50910899	21020104	Meal Subsidy_21020104	1,797,027.60	798,057.00	0.00
02101	011101000100	0000000000000000	00000	50910899	21020106	Transport	7,880,742.24	2,508,810.58	0.00
02101	011101000100	0000000000000000	00000	50910899	21020108	Domestic Servant	1,765,869.84	305,711.64	0.00
02101	011101000100	0000000000000000	00000	50910899	21020105	Rent	29,950,653.15	6,926,572.40	0.00
02101	011101000100	0000000000000000	00000	50910899	21020107	Utility	1,058,319.10	751,725.24	0.00
02101	011101000100	0000000000000000	00000	50910899	21020109	Entertainment	57,000.00	11,400.00	0.00
<b>OVERHEAD COST</b>							<b>10,427,340.00</b>	<b>7,634,700.00</b>	<b>0.00</b>
<b>22020100 TRAVEL AND TRANSPORT - GENERAL</b>							<b>350,000.00</b>	<b>2,332,000.00</b>	<b>0.00</b>
02101	011101000100	0000000000000000	00000	50910899	22020101	Local Travel and Transport	350,000.00	2,332,000.00	0.00
<b>22020300 MATERIALS AND SUPPLIES - GENERAL</b>							<b>4,496,910.00</b>	<b>1,246,750.00</b>	<b>0.00</b>
02101	011101000100	0000000000000000	00000	50910899	22020315	Office Material And Supplies	4,496,910.00	1,246,750.00	0.00
<b>22020400 MAINTENANCE SERVICES - GENERAL</b>							<b>5,463,310.00</b>	<b>3,909,550.00</b>	<b>0.00</b>
02101	011101000100	0000000000000000	00000	50910899	22020401	Maintenance Of Motor Vehicle/Transport Equipment	287,000.00	1,061,186.00	0.00
02101	011101000100	0000000000000000	00000	50910899	22020402	Maintenance Of Office Furniture	2,353,310.00	578,364.00	0.00
02101	011101000100	0000000000000000	00000	50910899	22020405	Maintenance Of Plants/Generators	60,000.00	200,000.00	0.00
02101	011101000100	0000000000000000	00000	50910899	22020415	Maintenance Of Office Equipments	2,040,000.00	470,000.00	0.00
02101	011101000100	0000000000000000	00000	50910899	22020417	Maintenance Of Office Building	0.00	500,000.00	0.00
02101	011101000100	0000000000000000	00000	50910899	22020414	Maintenance Of Computer And It Equipments	723,000.00	1,100,000.00	0.00
<b>22021000 MISCELLANEOUS EXPENSES GENERAL</b>							<b>117,120.00</b>	<b>146,400.00</b>	<b>0.00</b>
02101	011101000100	0000000000000000	00000	50910899	22021057	Entertainment at Meetings	117,120.00	146,400.00	0.00
<b>CONSOLIDATED REVENUE CHARGES</b>							<b>3,600,000.00</b>	<b>3,600,000.00</b>	<b>0.00</b>
02101	011101000100	0000000000000000	00000	50910899	21010103	Consolidated Revenue Fund Charge- Salaries	3,600,000.00	3,600,000.00	0.00
<b>CAPITAL EXPENDITURE</b>							<b>709,000,000.00</b>	<b>1,005,000,000.00</b>	
03101	011101000100	099000000018511	70131	50910899	23050101	5-Day Training on E-Procurement for Efficient Procurement of Works, Goods & services (Local & Foreign Training)	60,000,000.00	100,000,000.00	
03101	011101000100	099000000018512	70131	50910899	32030107	Establishment of Database and Housing of DPPIB Website	100,000,000.00	100,000,000.00	
03101	011101000100	099000000018503	70131	50910899	23010112	Purchase of Office Furniture / Equipment	10,000,000.00	10,000,000.00	
03101	011101000100	099000000018508	70161	50910899	23050101	Participation in Prequalification Exercise	15,000,000.00	15,000,000.00	





# CROSS RIVER STATE CHART OF ACCOUNT 2020

## GENERAL ADMINISTRATION

### 011101000100 DPPID DUE PROCESS AND PRICE INTELLIGENCE BUREAU

Fund	Administrative	Programme	Functic	Geo	Economic	Description	Approved Budget 2020	Approved Provision 2019	Actual Rev./Exp. Jan -Aug 2019
03101	011101000100	099000000018519	70131	50910899	23050101	Sensitization of Due Process activities in Local, National & International Media	50,000,000.00	70,000,000.00	
03101	011101000100	099000000018513	70131	50910899	23050101	Meeting with Procurement Officers of MDAs	2,000,000.00	10,000,000.00	
03101	011101000100	099000000018514	70131	50910899	23010113	Purchase of Computers	45,000,000.00	45,000,000.00	
03101	011101000100	099000000018515	70131	50910899	32020505	Construction of Canopy Walk Way in DPPID Premises	5,000,000.00	5,000,000.00	
03101	011101000100	099000000018516	70131	50910899	32020505	Refurbishment of Vehicles	5,000,000.00	5,000,000.00	
03101	011101000100	099000000018517	70131	50910899	32010209	Construction of Drainage work		20,000,000.00	
03101	011101000100	099000000018532	70131	50910899	23050101	Retreat for Heads /Procurement Staff of MDAs	7,000,000.00	25,000,000.00	
03101	011101000100	099000000018509	70131	50910899	23050103	Quarterly Update of Price Data Survey	12,000,000.00	12,000,000.00	
03101	011101000100	099000000018510	70131	50910899	32010502	Printing of Application Forms	5,000,000.00	5,000,000.00	
03101	011101000100	099000000018542	70131	50910899	23050103	Production of Due Process Guideline	16,000,000.00	16,000,000.00	
03101	011101000100	099000000018536	70131	50910899	23050103	Publicity	107,000,000.00	107,000,000.00	
03101	011101000100	099000000018544	70131	50910899	32010502	Printing of Contract Certificate	15,000,000.00	15,000,000.00	
03101	011101000100	099000000018526	70131	50910899	23050103	Quarterly Procurement Monitoring of MDAs	5,000,000.00	20,000,000.00	
03101	011101000100	099000000018522	70457	50910899	23010105	Procurement of Official SUV for the DG	40,000,000.00	40,000,000.00	
03101	011101000100	099000000018521	70131	50910899	23050101	Forensic Price Survey and e - Commerce Platform	100,000,000.00	150,000,000.00	
03101	011101000100	099000000018518	70131	50910899	23030120	Renovation of Due Process Permanent Office Block	20,000,000.00	35,000,000.00	
03101	011101000100	099000000018520	70131	50910899	23050101	Training of Procurement of Works and Services of goods (Local & International)	90,000,000.00	200,000,000.00	

#### SUMMARY

<b>Recurrent Revenue</b>	90,000,000.00	90,000,000.00	21,957,800.00
<b>Capital Receipts</b>			0.00
<b>TOTAL</b>	<b>90,000,000.00</b>	<b>90,000,000.00</b>	<b>21,957,800.00</b>
<b>Personnel Cost</b>	103,026,138.06	21,189,152.91	0.00
<b>Overhead Cost</b>	10,427,340.00	7,634,700.00	0.00
<b>Consolidated Revenue Charges</b>	3,600,000.00	3,600,000.00	0.00
<b>SUB-TOTAL</b>	117,053,478.06	32,423,852.91	0.00
<b>Capital Expenditure</b>	709,000,000.00	1,005,000,000.00	0.00
<b>TOTAL</b>	<b>826,053,478.06</b>	<b>1,037,423,852.91</b>	<b>0.00</b>





# CROSS RIVER STATE CHART OF ACCOUNT 2020

## GENERAL ADMINISTRATION

### 011101300100 SSG OFFICE OF THE SECRETARY TO THE STATE GOVERNMENT

Fund	Administrative	Programme	Func	Geo	Economic	Description	Approved Budget 2020	Approved Provision 2019	Actual Rev./Exp. Jan -Aug 2019
<b>RECURRENT REVENUE</b>							<b>1,100,000.00</b>	<b>1,100,000.00</b>	<b>26,000.00</b>
<b>12020600 SALES - GENERAL</b>							<b>100,000.00</b>	<b>100,000.00</b>	<b>1,000.00</b>
02101	011101300100	0000000000000000	00000	50910899	12020695	Sales Of State Indigenship Certificate	100,000.00	100,000.00	1,000.00
<b>12020700 EARNINGS -GENERAL</b>							<b>1,000,000.00</b>	<b>1,000,000.00</b>	<b>25,000.00</b>
02101	011101300100	0000000000000000	00000	50910899	12020717	Note Verbal	1,000,000.00	1,000,000.00	25,000.00
<b>PERSONNEL COST</b>							<b>101,218,120.49</b>	<b>92,949,427.55</b>	<b>61,968,833.66</b>
<b>21010100 SALARIES AND WAGES</b>							<b>61,579,233.25</b>	<b>49,842,058.69</b>	<b>32,850,669.60</b>
02101	011101300100	0000000000000000	00000	50910899	21010101	Salary	61,579,233.25	49,842,058.69	32,850,669.60
<b>21020100 ALLOWANCES</b>							<b>39,638,887.24</b>	<b>43,107,368.86</b>	<b>29,118,164.06</b>
02101	011101300100	0000000000000000	00000	50910899	21020105	Rent	22,644,147.12	24,358,267.62	16,425,336.59
02101	011101300100	0000000000000000	00000	50910899	21020109	Entertainment	79,800.00	114,000.00	79,800.00
02101	011101300100	0000000000000000	00000	50910899	21020106	Transport	6,246,110.88	6,527,015.64	4,454,891.98
02101	011101300100	0000000000000000	00000	50910899	21020104	Meal Subsidy_21020104	1,422,325.60	1,538,369.88	1,000,664.70
02101	011101300100	0000000000000000	00000	50910899	21020103	Leave Grant	4,552,886.16	5,535,495.82	3,285,955.10
02101	011101300100	0000000000000000	00000	50910899	21020108	Domestic Servant	3,826,051.32	4,120,362.96	3,261,954.01
02101	011101300100	0000000000000000	00000	50910899	21020107	Utility	867,566.16	913,856.94	609,561.68
<b>OVERHEAD COST</b>							<b>130,000,000.00</b>	<b>125,400,000.00</b>	<b>10,500,000.00</b>
<b>22020100 TRAVEL AND TRANSPORT - GENERAL</b>							<b>9,000,000.00</b>	<b>45,000,000.00</b>	<b>3,100,000.00</b>
02101	011101300100	0000000000000000	00000	50910899	22020102	Local Travel and Transport	9,000,000.00	45,000,000.00	3,100,000.00
<b>22020300 MATERIALS AND SUPPLIES - GENERAL</b>							<b>5,950,000.00</b>	<b>7,450,000.00</b>	<b>950,000.00</b>
02101	011101300100	0000000000000000	00000	50910899	22020316	Computer Materials And Supplies_22020316	1,700,000.00	1,700,000.00	500,000.00
02101	011101300100	0000000000000000	00000	50910899	22020315	Office Material And Supplies	1,700,000.00	2,200,000.00	400,000.00
02101	011101300100	0000000000000000	00000	50910899	22020309	Uniforms and Other Clothing	2,050,000.00	2,550,000.00	0.00
02101	011101300100	0000000000000000	00000	50910899	22020304	Magazines and Periodicals	500,000.00	1,000,000.00	50,000.00
<b>22020400 MAINTENANCE SERVICES - GENERAL</b>							<b>3,550,000.00</b>	<b>12,150,000.00</b>	<b>1,450,000.00</b>
02101	011101300100	0000000000000000	00000	50910899	22020401	Maintenance Of Motor Vehicle/Transport Equipment	1,200,000.00	7,000,000.00	600,000.00
02101	011101300100	0000000000000000	00000	50910899	22020402	Maintenance Of Office Furniture	1,000,000.00	2,300,000.00	250,000.00
02101	011101300100	0000000000000000	00000	50910899	22020404	Maintenance Of Office / It Equipments	1,350,000.00	2,850,000.00	600,000.00
<b>22020600 OTHER SERVICES - GENERAL</b>							<b>110,000,000.00</b>	<b>54,800,000.00</b>	<b>4,150,000.00</b>
02101	011101300100	0000000000000000	00000	50910899	22020662	Admission Into Nigeria Defence Academy Kaduna	45,200,000.00	6,000,000.00	0.00
02101	011101300100	0000000000000000	00000	50910899	22020665	General Administration Of Office Expenses	2,500,000.00	10,000,000.00	1,350,000.00
02101	011101300100	0000000000000000	00000	50910899	22020654	Commission Of Inquires	6,000,000.00	6,000,000.00	0.00
02101	011101300100	0000000000000000	00000	50910899	22020664	Maximum Utilization Of Installed Ict Infrast	45,000,000.00	3,000,000.00	0.00
02101	011101300100	0000000000000000	00000	50910899	22020663	Admission Into Nigeria Military School Zaria	2,000,000.00	6,000,000.00	0.00
02101	011101300100	0000000000000000	00000	50910899	22020661	Admission Into Nigeria Airforce Military School Jos	1,500,000.00	6,000,000.00	500,000.00
02101	011101300100	0000000000000000	00000	50910899	22020660	Upkeep Of Military Institution_22020660	1,500,000.00	7,000,000.00	0.00
02101	011101300100	0000000000000000	00000	50910899	22020659	Volunteer Office Operartion	3,000,000.00	3,000,000.00	950,000.00
02101	011101300100	0000000000000000	00000	50910899	22020658	Nepad Office Operation	300,000.00	300,000.00	0.00
02101	011101300100	0000000000000000	00000	50910899	22020657	State Solid Mineral Committee Secretariat	500,000.00	2,500,000.00	0.00

30-20-20




# CROSS RIVER STATE CHART OF ACCOUNT 2020

## GENERAL ADMINISTRATION

### 011101300100 SSG OFFICE OF THE SECRETARY TO THE STATE GOVERNMENT

Fund	Administrative	Programme	Func	Geo	Economic	Description	Approved Budget 2020	Approved Provision 2019	Actual Rev./Exp. Jan -Aug 2019
02101	011101300100	0000000000000000	00000	50910899	22020656	Economic Management Team Secretariat	2,000,000.00	2,000,000.00	450,000.00
02101	011101300100	0000000000000000	00000	50910899	22020655	Emergency Service And Uniform/Protective Clothing	500,000.00	3,000,000.00	900,000.00
					<b>22021000</b>	<b>MISCELLANEOUS EXPENSES GENERAL</b>	<b>1,500,000.00</b>	<b>6,000,000.00</b>	<b>850,000.00</b>
02101	011101300100	0000000000000000	00000	50910899	22021047	Servicom	500,000.00	3,000,000.00	0.00
02101	011101300100	0000000000000000	00000	50910899	22021057	Entertainment at Meetings	1,000,000.00	3,000,000.00	850,000.00
						<b>CONSOLIDATED REVENUE CHARGES</b>	<b>25,339,579.98</b>	<b>24,192,420.60</b>	<b>12,644,948.25</b>
02101	011101300100	0000000000000000	00000	50910899	21010103	Consolidated Revenue Fund Charge- Salaries	25,339,579.98	24,192,420.60	12,644,948.25
						<b>CAPITAL EXPENDITURE</b>	<b>1,005,250,100.00</b>	<b>1,285,250,100.00</b>	
03101	011101300100	990000000030501	70131	50910899	23050110	Elders Consultative Forum	30,000,000.00	30,000,000.00	
03101	011101300100	990000000030496	70133	50910899	23050105	Foreign Defense Adviser/ Attaches	5,000,000.00	5,000,000.00	
03101	011101300100	990000000030499	70133	50910899	23050106	Sensitization, Advocacy and Political Mobilization	700,000,000.00	1,000,000,000.00	
03101	011101300100	990000000030498	70132	50910899	20305115	Activities of Federal Establishment	5,000,000.00	5,000,000.00	
03101	011101300100	990000000030497	70133	50910899	32030110	Recruitment into the Armed Forces	5,000,000.00	5,000,000.00	
03101	011101300100	990000000030500	70132	50910899	32030110	Niger Delta Affairs	5,000,000.00	5,000,000.00	
03101	011101300100	990000000030486	70133	50910899	23050104	Celebration of State Activities	100,000,000.00	100,000,000.00	
03101	011101300100	990000000030494	70900	50910899	23050114	Command and Staff College, Jaji	5,000,000.00	5,000,000.00	
03101	011101300100	990000000030487	70150	50910899	23050106	Political Appointees Interactive/Recreational activities	3,000,000.00	3,000,000.00	
03101	011101300100	990000000030492	70161	50910899	23050115	Volunteer Services	3,000,000.00	3,000,000.00	
03101	011101300100	990000000030490	70150	50910899	23050105	Establishment and Enhancement of Ministerial anti-Corruption Units (NPOA)	3,000,000.00	3,000,000.00	
03101	011101300100	990000000030493	70131	50910899	23030120	Renovation and Furnishing of the Office of the Secretary to the State Government	20,000,000.00		
03101	011101300100	990000000030505	70950	50910899	23050114	Training and Retraining of Personnel of NEPAD management Structures (NPOA)	3,000,900.00	3,000,900.00	
03101	011101300100	990000000030491	70133	50910899	23050108	Encourage Strong and better relationship especially with Oil Companies in the Niger Delta of good CRS with respect	3,000,000.00	3,000,000.00	
03101	011101300100	990000000030479	70150	50910899	23050114	Processing of request for Overseas travels/Inter-governmental meetings/Confrences	1,000,000.00	1,000,000.00	
03101	011101300100	990000000030488	70150	50910899	23050114	Executive Council Retreat	70,000,000.00	70,000,000.00	
03101	011101300100	990000000030478	70161	50910899	23050115	Mandate Production and Circulation to MDAs	3,000,000.00	3,000,000.00	
03101	011101300100	990000000030504	70122	50910899	23050108	Collation,Production,Presentation and dissemination of NPOA bi-annual Progress Report for the State (NPOA) (NPOA)	2,260,200.00	2,260,200.00	
03101	011101300100	990000000030480	70112	50910899	23050109	Empowerment material to Bakassi returnees	5,000,000.00	5,000,000.00	
03101	011101300100	990000000030481	70131	50910899	23050115	Merit Award/State Honours	3,000,000.00	3,000,000.00	
03101	011101300100	990000000030482	70133	50910899	23050115	Production of Uniform letter heads for MDAs	6,000,000.00	6,000,000.00	
03101	011101300100	990000000030483	70161	50910899	23010115	Purchase of Digital Photocopier	2,400,000.00	2,400,000.00	
03101	011101300100	990000000030485	70113	50910899	23050115	Annual Subscription to International Bodies			
03101	011101300100	990000000030489	70112	50910899	23050109	Grant Contribution and Subvention (Soccer Academy)	5,000,000.00	5,000,000.00	
03101	011101300100	990000000030502	70133	50910899	23050106	Sensitization and Creating awareness on the NPOA in all parts of the State (NPOA)	1,974,800.00	1,974,800.00	







# CROSS RIVER STATE CHART OF ACCOUNT 2020

## GENERAL ADMINISTRATION

### 011101300100 SSG OFFICE OF THE SECRETARY TO THE STATE GOVERNMENT

<u>Fund</u>	<u>Administrative</u>	<u>Programme</u>	<u>Funcic</u>	<u>Geo</u>	<u>Economic</u>	<u>Description</u>	<u>Approved Budget 2020</u>	<u>Approved Provision 2019</u>	<u>Actual Rev./Exp.</u> <u>Jan -Aug 2019</u>
03101	011101300100	990000000030484	70141	50910899	23050105	Consultancy Services			
03101	011101300100	990000000030503	70122	50910899	23050108	Mainstreaming NEPAD into State Plans and Budget (NPOA)	614,200.00	614,200.00	
03101	011101300100	990000000030495	70950	50910899	23050114	National Defense College	5,000,000.00	5,000,000.00	
03101	011101300100	990000000030477	70461	50910899	23010140	Purchase of Communication Equipments for SSGs Office	10,000,000.00	10,000,000.00	

#### SUMMARY

<b>Recurrent Revenue</b>	1,100,000.00	1,100,000.00	26,000.00
<b>Capital Receipts</b>			0.00
<b>TOTAL</b>	<b>1,100,000.00</b>	<b>1,100,000.00</b>	<b>26,000.00</b>
<b>Personnel Cost</b>	101,218,120.49	92,949,427.55	61,968,833.66
<b>Overhead Cost</b>	130,000,000.00	125,400,000.00	10,500,000.00
<b>Consolidated Revenue Charges</b>	25,339,579.98	24,192,420.60	12,644,948.25
<b>SUB-TOTAL</b>	256,557,700.47	242,541,848.15	85,113,781.91
<b>Capital Expenditure</b>	1,005,250,100.00	1,285,250,100.00	0.00
<b>TOTAL</b>	<b>1,261,807,800.47</b>	<b>1,527,791,948.15</b>	<b>85,113,781.91</b>

30-2-2020  
 CERTIFIED TRUE COPY




# CROSS RIVER STATE CHART OF ACCOUNT 2020

## GENERAL ADMINISTRATION

### 011101300200 DCSNGO DEPARTMENT OF CIVIL SOCIETY & NON-GOVERNMENTAL ORGANIZATION

Fund	Administrative	Programme	Func	Geo	Economic	Description	Approved Budget 2020	Approved Provision 2019	Actual Rev./Exp. Jan -Aug 2019
<b>RECURRENT REVENUE</b>							<b>1,585,300.00</b>	<b>1,585,300.00</b>	<b>0.00</b>
<b>12020500 FINES - GENERAL</b>							<b>1,585,300.00</b>	<b>1,585,300.00</b>	<b>0.00</b>
02101	011101300200	0000000000000000	00000	50910899	12020532	Fees For Validation Of Ngo	1,585,300.00	1,585,300.00	0.00
<b>PERSONNEL COST</b>							<b>8,221,300.00</b>	<b>8,221,300.00</b>	<b>0.00</b>
<b>21010100 SALARIES AND WAGES</b>							<b>4,418,330.00</b>	<b>4,418,330.00</b>	<b>0.00</b>
02101	011101300200	0000000000000000	00000	50910899	21010101	Salary	4,418,330.00	4,418,330.00	0.00
<b>21020100 ALLOWANCES</b>							<b>3,802,970.00</b>	<b>3,802,970.00</b>	<b>0.00</b>
02101	011101300200	0000000000000000	00000	50910899	21020107	Utility	84,680.00	84,680.00	0.00
02101	011101300200	0000000000000000	00000	50910899	21020108	Domestic Servant	294,320.00	294,320.00	0.00
02101	011101300200	0000000000000000	00000	50910899	21020106	Transport	620,410.00	620,410.00	0.00
02101	011101300200	0000000000000000	00000	50910899	21020105	Rent	2,209,160.00	2,209,160.00	0.00
02101	011101300200	0000000000000000	00000	50910899	21020104	Meal Subsidy_21020104	141,140.00	141,140.00	0.00
02101	011101300200	0000000000000000	00000	50910899	21020103	Leave Grant	441,860.00	441,860.00	0.00
02101	011101300200	0000000000000000	00000	50910899	21020109	Entertainment	11,400.00	11,400.00	0.00
<b>OVERHEAD COST</b>							<b>3,000,000.00</b>	<b>2,000,000.00</b>	<b>0.00</b>
<b>22020100 TRAVEL AND TRANSPORT - GENERAL</b>							<b>800,000.00</b>	<b>500,000.00</b>	<b>0.00</b>
02101	011101300200	0000000000000000	00000	50910899	22020101	Local Travel and Transport	800,000.00	500,000.00	0.00
<b>22020200 UTILITIES - GENERAL</b>							<b>450,000.00</b>	<b>250,000.00</b>	<b>0.00</b>
02101	011101300200	0000000000000000	00000	50910899	22020212	Mails, Courier, Diplomatic Mail	100,000.00	50,000.00	0.00
02101	011101300200	0000000000000000	00000	50910899	22020202	Telephone Charges	250,000.00	100,000.00	0.00
02101	011101300200	0000000000000000	00000	50910899	22020203	Internet Access Charges	100,000.00	100,000.00	0.00
<b>22020300 MATERIALS AND SUPPLIES - GENERAL</b>							<b>600,000.00</b>	<b>500,000.00</b>	<b>0.00</b>
02101	011101300200	0000000000000000	00000	50910899	22020316	Computer Materials And Supplies_22020316	150,000.00	150,000.00	0.00
02101	011101300200	0000000000000000	00000	50910899	22020315	Office Material And Supplies	250,000.00	150,000.00	0.00
02101	011101300200	0000000000000000	00000	50910899	22020305	Printing Of Non Security Documents	200,000.00	200,000.00	0.00
<b>22020400 MAINTENANCE SERVICES - GENERAL</b>							<b>800,000.00</b>	<b>500,000.00</b>	<b>0.00</b>
02101	011101300200	0000000000000000	00000	50910899	22020414	Maintenance Of Computer And It Equipments	70,000.00	70,000.00	0.00
02101	011101300200	0000000000000000	00000	50910899	22020415	Maintenance Of Office Equipments	80,000.00	80,000.00	0.00
02101	011101300200	0000000000000000	00000	50910899	22020405	Maintenance Of Plants/Generators	100,000.00	100,000.00	0.00
02101	011101300200	0000000000000000	00000	50910899	22020402	Maintenance Of Office Furniture	50,000.00	50,000.00	0.00
02101	011101300200	0000000000000000	00000	50910899	22020401	Maintenance Of Motor Vehicle/Transport Equipment	500,000.00	200,000.00	0.00
<b>22020600 OTHER SERVICES - GENERAL</b>							<b>200,000.00</b>	<b>100,000.00</b>	<b>0.00</b>
02101	011101300200	0000000000000000	00000	50910899	22020639	Press And Public Relation/ Advertisement	200,000.00	100,000.00	0.00
<b>22020900 FINANCIAL CHARGES - GENERAL</b>							<b>50,000.00</b>	<b>50,000.00</b>	<b>0.00</b>
02101	011101300200	0000000000000000	00000	50910899	22020901	Bank Charges (Other Than Interest)	50,000.00	50,000.00	0.00
<b>22021000 MISCELLANEOUS EXPENSES GENERAL</b>							<b>100,000.00</b>	<b>100,000.00</b>	<b>0.00</b>
02101	011101300200	0000000000000000	00000	50910899	22021057	Entertainment at Meetings	100,000.00	100,000.00	0.00
<b>CAPITAL EXPENDITURE</b>							<b>1,272,800,000.00</b>	<b>1,612,800,000.00</b>	







# CROSS RIVER STATE CHART OF ACCOUNT 2020

## GENERAL ADMINISTRATION

### 011101300200 DCSNGO DEPARTMENT OF CIVIL SOCIETY & NON-GOVERNMENTAL ORGANIZATION

Fund	Administrative	Programme	Funcitic	Geo	Economic	Description	Approved Budget 2020	Approved Provision 2019	Actual Rev./Exp. Jan -Aug 2019
03101	011101300200	990000000028823	70331	50910899	23050106	Assessment and Validation of all CSOs and NGOs Operating in the State	100,000,000.00	100,000,000.00	
03101	011101300200	990000000028817	70461	50910899	23050108	Organizing 4nos. Capacity Building training/retraining for Validate NGOs to participate in Govt. Programmes / Policies	200,000.00	200,000.00	
03101	011101300200	990000000028816	70131	50910899	23050106	Organize Annual CSOs / NGOs summit as a medium of Sharing ideas and Feedback on Government Programmes / Policies	200,000.00	200,000.00	
03101	011101300200	990000000028822	70132	50910899	23050109	Conduct of Advocacy and Sensitization meeting with Gate keepers, Opinion leaders	1,000,000.00	1,000,000.00	
03101	011101300200	990000000028814	70131	50910899	23050106	Conduct of capacity building for SHGs and PSDGs	80,000,000.00	100,000,000.00	
03101	011101300200	990000000028819	70135	50910899	23050101	Publishing of monthly Magazine	200,000.00	200,000.00	
03101	011101300200	990000000028820	70135	50910899	23050113	Quarterly Consultative Meetings with CSOs / Network	4,000,000.00	4,000,000.00	
03101	011101300200	990000000028813	70131	50910899	23050106	Conduct capacity building on entrepreneurial development, Self Sufficiency and community Service for SHGs and PSDGs	200,000.00	200,000.00	
03101	011101300200	990000000028801	70161	50910899	32030110	Organize a quarterly Inter - Departmental Meeting with all Donor Agencies and Other Relevant MDAs	200,000,000.00	500,000,000.00	
03101	011101300200	990000000028802	70135	50910899	23050101	Seed funds for NGOs	1,500,000.00	1,500,000.00	
03101	011101300200	990000000028803	70112	50910899	23050109	Consultancy Services	30,000,000.00	50,000,000.00	
03101	011101300200	990000000028804	70134	50910899	23050105	Conduct SHGs and PSDGs Score Card and Survey to access the Impact in the Communities	3,000,000.00	3,000,000.00	
03101	011101300200	990000000028818	70131	50910899	23050114	Conduct a Needs assessment meeting with existing SHGs and PSDGs and other relevant Agencies	150,000,000.00	150,000,000.00	
03101	011101300200	990000000028807	70122	50910899	23050111	Carry out quarterly monitoring and Evaluation of the activities of SHGs and PSDGs	200,000.00	200,000.00	
03101	011101300200	990000000028812	70132	50910899	23050108	Conduct capacity building for leaders of SHGs and PSDGs on group dynamics	200,000.00	200,000.00	
03101	011101300200	990000000028811	70161	50910899	23050106	Formation of SHGs and PSDGs groups into Clusters	700,000,000.00	700,000,000.00	
03101	011101300200	990000000028810	70135	50910899	23050103	Public Awareness Advocacy	200,000.00	200,000.00	
03101	011101300200	990000000028809	70161	50910899	23050103	Monitoring of Government Project/Programs using Civil Society Groups (Independent Monitor)	400,000.00	400,000.00	
03101	011101300200	990000000028808	70461	50910899	23050103	Monitoring of Elections and Voters Registration Exercise by Civil Society and NGOs	400,000.00	400,000.00	
03101	011101300200	990000000028815	70131	50910899	23050106	Conduct of capacity building on proposal writing to access funding from Donors and Financial Institutions	200,000.00	200,000.00	
03101	011101300200	990000000028824	70161	50910899	23050101	Establishment of CSOs / NGOs desk in each of the 18 Local Govt. Council in the State	200,000.00	200,000.00	
03101	011101300200	990000000028821	70161	50910899	23050101	Annual Donor / CSOs summit	100,000.00	100,000.00	
03101	011101300200	990000000028825	70621	50910899	23050115		200,000.00	200,000.00	
03101	011101300200	990000000028806	70135	50910899	23050101	Engagement with Federal Stakeholder and the National Planning Commission	100,000.00	100,000.00	
03101	011101300200	990000000028805	70133	50910899	32030108	Conduct of Annual Review Stakeholders meeting to share best practices	300,000.00	300,000.00	

30-2-2020



**CROSS RIVER STATE CHART OF ACCOUNT 2020**

**GENERAL ADMINISTRATION**

**011101300200 DCSNGO DEPARTMENT OF CIVIL SOCIETY & NON-GOVERNMENTAL ORGANIZATION**

<u>Fund</u>	<u>Administrative</u>	<u>Programme</u>	<u>Funcic</u>	<u>Geo</u>	<u>Economic</u>	<u>Description</u>	<u>Approved Budget 2020</u>	<u>Approved Provision 2019</u>	<u>Actual Rev./Exp.</u> <u>Jan -Aug 2019</u>
<b>SUMMARY</b>									
						<b>Recurrent Revenue</b>	1,585,300.00	1,585,300.00	0.00
						<b>Capital Receipts</b>			0.00
						<b>TOTAL</b>	<b>1,585,300.00</b>	<b>1,585,300.00</b>	<b>0.00</b>
						<b>Personnel Cost</b>	8,221,300.00	8,221,300.00	0.00
						<b>Overhead Cost</b>	3,000,000.00	2,000,000.00	0.00
						<b>Consolidated Revenue Charges</b>			
						SUB-TOTAL	11,221,300.00	10,221,300.00	0.00
						<b>Capital Expenditure</b>	1,272,800,000.00	1,612,800,000.00	0.00
						<b>TOTAL</b>	<b>1,284,021,300.00</b>	<b>1,623,021,300.00</b>	<b>0.00</b>

30-2-2020  
  
 CERTIFIED TRUE COPY



# CROSS RIVER STATE CHART OF ACCOUNT 2020

## GENERAL ADMINISTRATION

### 011101300300 SPD STRATEGIC PLANNING DEPARTMENT

Fund	Administrative	Programme	Funcit	Geo	Economic	Description	Approved Budget 2020	Approved Provision 2019	Actual Rev./Exp. Jan -Aug 2019
<b>PERSONNEL COST</b>							<b>4,528,778.52</b>	<b>2,456,265.70</b>	<b>1,305,984.12</b>
<b>21010100 SALARIES AND WAGES</b>							<b>2,252,138.04</b>	<b>1,411,857.96</b>	<b>733,116.96</b>
02101	011101300300	0000000000000000	00000	50910899	21010101	Salary	2,252,138.04	1,411,857.96	733,116.96
<b>21020100 ALLOWANCES</b>							<b>2,276,640.48</b>	<b>1,044,407.74</b>	<b>572,867.16</b>
02101	011101300300	0000000000000000	00000	50910899	21020108	Domestic Servant	294,311.64	0.00	0.00
02101	011101300300	0000000000000000	00000	50910899	21020107	Utility	212,757.60	28,426.30	13,306.80
02101	011101300300	0000000000000000	00000	50910899	21020106	Transport	331,499.52	203,137.00	97,505.76
02101	011101300300	0000000000000000	00000	50910899	21020103	Leave Grant	225,213.84	135,076.49	73,311.72
02101	011101300300	0000000000000000	00000	50910899	21020104	Meal Subsidy_21020104	75,388.80	45,477.70	22,184.40
02101	011101300300	0000000000000000	00000	50910899	21020105	Rent	1,126,069.08	626,180.94	366,558.48
02101	011101300300	0000000000000000	00000	50910899	21020109	Entertainment	11,400.00	6,109.31	0.00
<b>OVERHEAD COST</b>							<b>1,401,080.00</b>	<b>400,000.00</b>	<b>0.00</b>
<b>22020100 TRAVEL AND TRANSPORT - GENERAL</b>							<b>199,080.00</b>	<b>400,000.00</b>	<b>0.00</b>
02101	011101300300	0000000000000000	00000	50910899	22020102	Local Travel and Transport	199,080.00	400,000.00	0.00
<b>22020300 MATERIALS AND SUPPLIES - GENERAL</b>							<b>150,100.00</b>	<b>0.00</b>	<b>0.00</b>
02101	011101300300	0000000000000000	00000	50910899	22020315	Office Material And Supplies	150,100.00	0.00	0.00
<b>22020400 MAINTENANCE SERVICES - GENERAL</b>							<b>451,900.00</b>	<b>0.00</b>	<b>0.00</b>
02101	011101300300	0000000000000000	00000	50910899	22020414	Maintenance Of Computer And It Equipments	98,000.00	0.00	0.00
02101	011101300300	0000000000000000	00000	50910899	22020401	Maintenance Of Motor Vehicle/Transport Equipment	353,900.00	0.00	0.00
<b>22020900 FINANCIAL CHARGES - GENERAL</b>							<b>600,000.00</b>	<b>0.00</b>	<b>0.00</b>
02101	011101300300	0000000000000000	00000	50910899	22020901	Bank Charges (Other Than Interest)	600,000.00	0.00	0.00
<b>CONSOLIDATED REVENUE CHARGES</b>							<b>3,600,000.00</b>	<b>3,600,000.00</b>	<b>0.00</b>
02101	011101300300	0000000000000000	00000	50910899	21010103	Consolidated Revenue Fund Charge- Salaries	3,600,000.00	3,600,000.00	0.00
<b>CAPITAL EXPENDITURE</b>							<b>17,810,000.00</b>	<b>17,810,000.00</b>	
03101	011101300300	099000000023102	70131	50910899	32010511	Installation of Internet Services	2,000,000.00	2,000,000.00	
03101	011101300300	099000000023115	70641	50910899	23020123	Purchase of Computers/Accessories			
03101	011101300300	099000000023114	70641	50910899	23020123	Purchase/Installation of 150KVA Generator			
03101	011101300300	099000000023113	70131	50910899	23050114	Hosting of the Meeting of the State policy Advisory Committee(SPAC)	1,000,000.00	1,000,000.00	
03101	011101300300	099000000023101	70131	50910899	23010112	Purchase of Office Furniture and Equipment	6,510,000.00	6,510,000.00	
03101	011101300300	099000000023103	70161	50910899	23050113	Quarterly Publicity of Strategic Planning Activities of the State	1,000,000.00	1,000,000.00	
03101	011101300300	099000000023104	70131	50910899	23050114	Quarterly Strategic planning Meeting with Planning Officers of MDAs	2,000,000.00	2,000,000.00	
03101	011101300300	099000000023107	70131	50910899	23050114	Institution of war Council to salvage endangered Govt Legacy Projects	500,000.00	500,000.00	
03101	011101300300	099000000023108	70161	50910899	23050113	Production of Strategic Planning Mandate,Flyers & Guidelines	1,000,000.00	1,000,000.00	
03101	011101300300	099000000023109	70161	50910899	23050106	Sensitization workshop on Government Strategic polices	1,000,000.00	1,000,000.00	
03101	011101300300	099000000023105	70131	50910899	23050103	Quarterly Strategic Planning Monitoring of MDAs	500,000.00	500,000.00	
03101	011101300300	099000000023112	70131	50910899	23030120	Renovation of Strategic Planning Office			





**CROSS RIVER STATE CHART OF ACCOUNT 2020**  
**GENERAL ADMINISTRATION**  
**011101300300 SPD STRATEGIC PLANNING DEPARTMENT**

<u>Fund</u>	<u>Administrative</u>	<u>Programme</u>	<u>Functic</u>	<u>Geo</u>	<u>Economic</u>	<u>Description</u>	<u>Approved Budget 2020</u>	<u>Approved Provision 2019</u>	<u>Actual Rev./Exp.</u> <u>Jan -Aug 2019</u>
03101	011101300300	099000000023110	70161	50910899	23010139	Camcorder 4Nos	800,000.00	800,000.00	
03101	011101300300	099000000023111	70161	50910899	23050114	Documentary on Core Values	1,000,000.00	1,000,000.00	
03101	011101300300	099000000023106	70131	50910899	23050114	Conference on Strategic Project Mgt. for Govt Project Managers	500,000.00	500,000.00	

**SUMMARY**

<b>Recurrent Revenue</b>			0.00
<b>Capital Receipts</b>			0.00
<b>TOTAL</b>			<b>0.00</b>
<b>Personnel Cost</b>	4,528,778.52	2,456,265.70	1,305,984.12
<b>Overhead Cost</b>	1,401,080.00	400,000.00	0.00
<b>Consolidated Revenue Charges</b>	3,600,000.00	3,600,000.00	0.00
<b>SUB-TOTAL</b>	<b>9,529,858.52</b>	<b>6,456,265.70</b>	<b>1,305,984.12</b>
<b>Capital Expenditure</b>	17,810,000.00	17,810,000.00	0.00
<b>TOTAL</b>	<b>27,339,858.52</b>	<b>24,266,265.70</b>	<b>1,305,984.12</b>





**CROSS RIVER STATE CHART OF ACCOUNT 2020**  
**GENERAL ADMINISTRATION**  
**011101300400 DJP DEPARTMENT OF JOB PLACEMENT**

Fund	Administrative	Programme	Func	Geo	Economic	Description	Approved Budget 2020	Approved Provision 2019	Actual Rev./Exp. Jan -Aug 2019
<b>PERSONNEL COST</b>							<b>3,793,792.06</b>	<b>3,793,792.06</b>	<b>0.00</b>
<b>21010100 SALARIES AND WAGES</b>							<b>2,167,867.04</b>	<b>2,167,867.04</b>	<b>0.00</b>
02101	011101300400	0000000000000000	00000	50910899	21010101	Salary	2,167,867.04	2,167,867.04	0.00
<b>21020100 ALLOWANCES</b>							<b>1,625,925.02</b>	<b>1,625,925.02</b>	<b>0.00</b>
02101	011101300400	0000000000000000	00000	50910899	21020106	Transport	288,916.32	288,916.32	0.00
02101	011101300400	0000000000000000	00000	50910899	21020107	Utility	43,665.84	43,665.84	0.00
02101	011101300400	0000000000000000	00000	50910899	21020105	Rent	1,026,624.06	1,026,624.06	0.00
02101	011101300400	0000000000000000	00000	50910899	21020104	Meal Subsidy_21020104	61,394.00	61,394.00	0.00
02101	011101300400	0000000000000000	00000	50910899	21020103	Leave Grant	205,324.80	205,324.80	0.00
<b>OVERHEAD COST</b>							<b>1,200,000.00</b>	<b>1,200,000.00</b>	<b>0.00</b>
<b>22020100 TRAVEL AND TRANSPORT - GENERAL</b>							<b>1,200,000.00</b>	<b>1,200,000.00</b>	<b>0.00</b>
02101	011101300400	0000000000000000	00000	50910899	22020102	Local Travel and Transport	1,200,000.00	1,200,000.00	0.00
<b>CONSOLIDATED REVENUE CHARGES</b>							<b>3,600,000.00</b>	<b>3,600,000.00</b>	<b>0.00</b>
02101	011101300400	0000000000000000	00000	50910899	21010103	Consolidated Revenue Fund Charge- Salaries	3,600,000.00	3,600,000.00	0.00

**SUMMARY**

<b>Recurrent Revenue</b>			<b>0.00</b>
<b>Capital Receipts</b>			<b>0.00</b>
<b>TOTAL</b>			<b>0.00</b>
<b>Personnel Cost</b>	3,793,792.06	3,793,792.06	0.00
<b>Overhead Cost</b>	1,200,000.00	1,200,000.00	0.00
<b>Consolidated Revenue Charges</b>	3,600,000.00	3,600,000.00	0.00
<b>SUB-TOTAL</b>	8,593,792.06	8,593,792.06	0.00
<b>Capital Expenditure</b>			0.00
<b>TOTAL</b>	<b>8,593,792.06</b>	<b>8,593,792.06</b>	<b>0.00</b>

30-2-2020  
**CERTIFIED TRUE COPY**



**CROSS RIVER STATE CHART OF ACCOUNT 2020**  
**GENERAL ADMINISTRATION**  
**011101300900 DPU DEPARTMENT OF PUBLIC UTILITIES**

Fund	Administrative	Programme	Func	Geo	Economic	Description	Approved Budget 2020	Approved Provision 2019	Actual Rev./Exp. Jan -Aug 2019
<b>PERSONNEL COST</b>							<b>2,611,899.06</b>	<b>0.00</b>	<b>0.00</b>
<b>21010100 SALARIES AND WAGES</b>							<b>1,466,234.16</b>	<b>0.00</b>	<b>0.00</b>
02101	011101300900	0000000000000000	00000	50910899	21010101	Salary	1,466,234.16	0.00	0.00
<b>21020100 ALLOWANCES</b>							<b>1,145,664.90</b>	<b>0.00</b>	<b>0.00</b>
02101	011101300900	0000000000000000	00000	50910899	21020107	Utility	26,592.48	0.00	0.00
02101	011101300900	0000000000000000	00000	50910899	21020104	Meal Subsidy_21020104	44,320.40	0.00	0.00
02101	011101300900	0000000000000000	00000	50910899	21020106	Transport	195,011.52	0.00	0.00
02101	011101300900	0000000000000000	00000	50910899	21020103	Leave Grant	146,623.42	0.00	0.00
02101	011101300900	0000000000000000	00000	50910899	21020105	Rent	733,117.08	0.00	0.00
<b>OVERHEAD COST</b>							<b>6,000,000.00</b>	<b>3,978,000.00</b>	<b>0.00</b>
<b>22020100 TRAVEL AND TRANSPORT - GENERAL</b>							<b>1,300,000.00</b>	<b>2,120,000.00</b>	<b>0.00</b>
02101	011101300900	0000000000000000	00000	50910899	22020102	Local Travel and Transport	1,300,000.00	2,120,000.00	0.00
<b>22020300 MATERIALS AND SUPPLIES - GENERAL</b>							<b>2,093,000.00</b>	<b>313,000.00</b>	<b>0.00</b>
02101	011101300900	0000000000000000	00000	50910899	22020315	Office Material And Supplies	1,020,000.00	120,000.00	0.00
02101	011101300900	0000000000000000	00000	50910899	22020314	Other Material and Supplies	73,000.00	123,000.00	0.00
02101	011101300900	0000000000000000	00000	50910899	22020305	Printing Of Non Security Documents	1,000,000.00	70,000.00	0.00
<b>22020400 MAINTENANCE SERVICES - GENERAL</b>							<b>2,407,000.00</b>	<b>945,000.00</b>	<b>0.00</b>
02101	011101300900	0000000000000000	00000	50910899	22020404	Maintenance Of Office / It Equipments	500,000.00	50,000.00	0.00
02101	011101300900	0000000000000000	00000	50910899	22020402	Maintenance Of Office Furniture	500,000.00	100,000.00	0.00
02101	011101300900	0000000000000000	00000	50910899	22020414	Maintenance Of Computer And It Equipments	100,000.00	100,000.00	0.00
02101	011101300900	0000000000000000	00000	50910899	22020406	Other Maintenance Services	130,000.00	100,000.00	0.00
02101	011101300900	0000000000000000	00000	50910899	22020401	Maintenance Of Motor Vehicle/Transport Equipment	1,177,000.00	595,000.00	0.00
<b>22020500 TRAINING - GENERAL</b>							<b>0.00</b>	<b>100,000.00</b>	<b>0.00</b>
02101	011101300900	0000000000000000	00000	50910899	22020501	Local Training	0.00	100,000.00	0.00
<b>22020600 OTHER SERVICES - GENERAL</b>							<b>100,000.00</b>	<b>200,000.00</b>	<b>0.00</b>
02101	011101300900	0000000000000000	00000	50910899	22020639	Press And Public Relation/ Advertisement	100,000.00	200,000.00	0.00
<b>22021000 MISCELLANEOUS EXPENSES GENERAL</b>							<b>100,000.00</b>	<b>300,000.00</b>	<b>0.00</b>
02101	011101300900	0000000000000000	00000	50910899	22021057	Entertainment at Meetings	100,000.00	300,000.00	0.00
<b>CONSOLIDATED REVENUE CHARGES</b>							<b>4,320,000.00</b>	<b>0.00</b>	<b>0.00</b>
02101	011101300900	0000000000000000	00000	50910899	21010103	Consolidated Revenue Fund Charge- Salaries	4,320,000.00	0.00	0.00
<b>CAPITAL EXPENDITURE</b>							<b>8,842,610,000.00</b>	<b>13,142,860,000.00</b>	
03101	011101300900	099000000024502	70133	50910899	23020125	Clearing/Forwarding of Power Plant Equipment/Machinery	50,000,000.00	60,000,000.00	
03101	011101300900	099000000024501	70641	50910899	23020123	Solar Street Lightening/Light Tighting in 18 LGAs	5,000,000,000.00	10,000,000,000.00	
03101	011101300900	099000000024505	70133	50910899	32010207	Linking of Tinapa to National Grid	250,000,000.00	250,000.00	
03101	011101300900	099000000024504	70133	50910899	32010207	Linking of CICC to National grid	250,000,000.00	200,000,000.00	
03101	011101300900	099000000024506	70133	50910899	32010304	Power Plant Equipment/ Materials	300,000,000.00	200,000,000.00	
03101	011101300900	099000000024503	70133	50910899	23030124	Expansion of Calabar Power Plant	300,000,000.00	100,000,000.00	

30-2-2020  
**CERTIFIED TRUE COPY**



# CROSS RIVER STATE CHART OF ACCOUNT 2020

## GENERAL ADMINISTRATION

### 011101300900 DPU DEPARTMENT OF PUBLIC UTILITIES

Fund	Administrative	Programme	Functic	Geo	Economic	Description	Approved Budget 2020	Approved Provision 2019	Actual Rev./Exp. Jan -Aug 2019
03101	011101300900	099000000024508	70641	50910899	23020123	Street Lighting, Maintenance & Repairs in Calabar Municipality & South	1,800,000,000.00	1,800,000,000.00	
03101	011101300900	099000000024507	70133	50910899	23030124	Repairs of Vandalised electrical/Power Plant Installation	50,000,000.00	70,000,000.00	
03101	011101300900	099000000024517	70131	50910899	23010112	Purchase of Office Furniture	3,060,000.00	3,060,000.00	
03101	011101300900	099000000024512	71091	50910899	23020118	Fencing of Power Infrastructure	7,000,000.00	7,000,000.00	
03101	011101300900	099000000024511	70161	50910899	23030102	General Maintenance of electrical installations within Calabar	20,000,000.00	20,000,000.00	
03101	011101300900	099000000024510	70437	50910899	23010136	Supply of Diesel to Calabar Power Plant	400,000,000.00	300,000,000.00	
03101	011101300900	099000000024516	70435	50910899	32010304	Procurement/Hiring of Machines	10,000,000.00	10,000,000.00	
03101	011101300900	099000000024529	70161	50910899	32010217	Rent of Office Accomodation			
03101	011101300900	099000000024513	70161	50910899	23020103	Provision of Electricity at the Botanical Garden / Christmas Village			
03101	011101300900	099000000024515	71091	50910899	23030120	Maintenance of Government Public Utilities/Infrastructure	200,000,000.00	100,000,000.00	
03101	011101300900	099000000024518	70131	50910899	23010139	Purchase of Office Equipment	2,550,000.00	2,550,000.00	
03101	011101300900	099000000024519	70435	50910899	23030124	Operation & Maintenance of Generating Plants	100,000,000.00	160,000,000.00	
03101	011101300900	099000000024521	70161	50910899	23050115	CRS Political Summit			
03101	011101300900	099000000024522	70161	50910899	23050115	IPAC Elections			
03101	011101300900	099000000024526	70161	50910899	23010112	Purchase of Office Furniture			
03101	011101300900	099000000024523	70161	50910899	23050115	Local Government Elections 2016			
03101	011101300900	099000000024524	70161	50910899	23050115	Premium Payment for Government Properties			
03101	011101300900	099000000024528	70161	50910899	23050106	Enlightenment Campaign			
03101	011101300900	099000000024520	70131	50910899	23050115	CRS Democratic Institute			
03101	011101300900	099000000024509	70641	50910899	32010207	Linking of Street Light to Public Power Supply	50,000,000.00	80,000,000.00	
03101	011101300900	099000000024525	70161	50910899	23050109	Premium Payment for Government Vehicle			
03101	011101300900	099000000024514	71091	50910899	23030101	Maintenance of Bakassi Resettlement Camp	50,000,000.00	30,000,000.00	
03101	011101300900	099000000024527	70161	50910899	23010139	Purchase of Office Equipment			

#### SUMMARY

<b>Recurrent Revenue</b>			0.00
<b>Capital Receipts</b>			0.00
<b>TOTAL</b>			<b>0.00</b>
<b>Personnel Cost</b>	2,611,899.06	0.00	0.00
<b>Overhead Cost</b>	6,000,000.00	3,978,000.00	0.00
<b>Consolidated Revenue Charges</b>	4,320,000.00	0.00	0.00
<b>SUB-TOTAL</b>	12,931,899.06	3,978,000.00	0.00
<b>Capital Expenditure</b>	8,842,610,000.00	13,142,860,000.00	0.00
<b>TOTAL</b>	<b>8,855,541,899.06</b>	<b>13,146,838,000.00</b>	<b>0.00</b>








# CROSS RIVER STATE CHART OF ACCOUNT 2020

## GENERAL ADMINISTRATION

### 011101400100 PAD POLITICAL AFFAIRS DEPARTMENT

Fund	Administrative	Programme	Funcitc	Geo	Economic	Description	Approved Budget 2020	Approved Provision 2019	Actual Rev./Exp. Jan -Aug 2019
<b>PERSONNEL COST</b>							<b>12,595,902.39</b>	<b>11,289,952.59</b>	<b>0.00</b>
<b>21010100 SALARIES AND WAGES</b>							<b>6,537,692.44</b>	<b>5,804,575.36</b>	<b>0.00</b>
02101	011101400100	0000000000000000	00000	50910899	21010101	Salary	6,537,692.44	5,804,575.36	0.00
<b>21020100 ALLOWANCES</b>							<b>6,058,209.95</b>	<b>5,485,377.23</b>	<b>0.00</b>
02101	011101400100	0000000000000000	00000	50910899	21020109	Entertainment	22,800.00	22,800.00	0.00
02101	011101400100	0000000000000000	00000	50910899	21020104	Meal Subsidy_21020104	204,855.00	182,694.60	0.00
02101	011101400100	0000000000000000	00000	50910899	21020107	Utility	122,913.00	109,616.76	0.00
02101	011101400100	0000000000000000	00000	50910899	21020106	Transport	901,362.20	803,856.44	0.00
02101	011101400100	0000000000000000	00000	50910899	21020105	Rent	3,268,846.62	2,902,288.02	0.00
02101	011101400100	0000000000000000	00000	50910899	21020108	Domestic Servant	882,934.92	882,934.92	0.00
02101	011101400100	0000000000000000	00000	50910899	21020103	Leave Grant	654,498.21	581,186.49	0.00
<b>OVERHEAD COST</b>							<b>3,000,000.00</b>	<b>4,067,320.00</b>	<b>0.00</b>
<b>22020100 TRAVEL AND TRANSPORT - GENERAL</b>							<b>661,000.00</b>	<b>744,000.00</b>	<b>0.00</b>
02101	011101400100	0000000000000000	00000	50910899	22020101	Local Travel and Transport	661,000.00	744,000.00	0.00
<b>22020200 UTILITIES - GENERAL</b>							<b>156,000.00</b>	<b>186,000.00</b>	<b>0.00</b>
02101	011101400100	0000000000000000	00000	50910899	22020202	Telephone Charges	106,000.00	126,000.00	0.00
02101	011101400100	0000000000000000	00000	50910899	22020212	Mails, Courier, Diplomatic Mail	50,000.00	60,000.00	0.00
<b>22020300 MATERIALS AND SUPPLIES - GENERAL</b>							<b>640,000.00</b>	<b>765,320.00</b>	<b>0.00</b>
02101	011101400100	0000000000000000	00000	50910899	22020304	Magazines and Periodicals	50,000.00	60,000.00	0.00
02101	011101400100	0000000000000000	00000	50910899	22020315	Office Material And Supplies	190,000.00	217,320.00	0.00
02101	011101400100	0000000000000000	00000	50910899	22020316	Computer Materials And Supplies_22020316	400,000.00	488,000.00	0.00
<b>22020400 MAINTENANCE SERVICES - GENERAL</b>							<b>913,000.00</b>	<b>1,292,000.00</b>	<b>0.00</b>
02101	011101400100	0000000000000000	00000	50910899	22020415	Maintenance Of Office Equipments	40,000.00	45,000.00	0.00
02101	011101400100	0000000000000000	00000	50910899	22020405	Maintenance Of Plants/Generators	200,000.00	245,000.00	0.00
02101	011101400100	0000000000000000	00000	50910899	22020403	Maintenance Of Office Building / Residential Qtrs	25,000.00	25,000.00	0.00
02101	011101400100	0000000000000000	00000	50910899	22020402	Maintenance Of Office Furniture	178,000.00	182,000.00	0.00
02101	011101400100	0000000000000000	00000	50910899	22020401	Maintenance Of Motor Vehicle/Transport Equipment	300,000.00	560,000.00	0.00
02101	011101400100	0000000000000000	00000	50910899	22020414	Maintenance Of Computer And It Equipments	170,000.00	235,000.00	0.00
<b>22020500 TRAINING - GENERAL</b>							<b>130,000.00</b>	<b>160,000.00</b>	<b>0.00</b>
02101	011101400100	0000000000000000	00000	50910899	22020501	Local Training	130,000.00	160,000.00	0.00
<b>22020600 OTHER SERVICES - GENERAL</b>							<b>100,000.00</b>	<b>160,000.00</b>	<b>0.00</b>
02101	011101400100	0000000000000000	00000	50910899	22020639	Press And Public Relation/ Advertisement	100,000.00	160,000.00	0.00
<b>22020900 FINANCIAL CHARGES - GENERAL</b>							<b>60,000.00</b>	<b>60,000.00</b>	<b>0.00</b>
02101	011101400100	0000000000000000	00000	50910899	22020901	Bank Charges (Other Than Interest)	60,000.00	60,000.00	0.00
<b>22021000 MISCELLANEOUS EXPENSES GENERAL</b>							<b>340,000.00</b>	<b>700,000.00</b>	<b>0.00</b>
02101	011101400100	0000000000000000	00000	50910899	22021057	Entertainment at Meetings	140,000.00	240,000.00	0.00
02101	011101400100	0000000000000000	00000	50910899	22021048	Burial	100,000.00	160,000.00	0.00
02101	011101400100	0000000000000000	00000	50910899	22021047	Servicom	100,000.00	300,000.00	0.00
<b>CONSOLIDATED REVENUE CHARGES</b>							<b>3,600,000.00</b>	<b>3,600,000.00</b>	<b>0.00</b>







# CROSS RIVER STATE CHART OF ACCOUNT 2020

## GENERAL ADMINISTRATION

### 011101400100 PAD POLITICAL AFFAIRS DEPARTMENT

Fund	Administrative	Programme	Func	Geo	Economic	Description	Approved Budget 2020	Approved Provision 2019	Actual Rev./Exp. Jan -Aug 2019
02101	011101400100	0000000000000000	00000	50910899	21010103	Consolidated Revenue Fund Charge- Salaries	3,600,000.00	3,600,000.00	0.00
<b>CAPITAL EXPENDITURE</b>							<b>34,000,000.00</b>		
03101	011101400100	099000000017606	70135	50910899	23050108	Establishing Relationship with Stranger Elements Living in Cross River State	500,000.00		
03101	011101400100	099000000017601	70111	50910899	23050108	Executive/Legislative Relationship (state and National Assembly)	2,000,000.00		
03101	011101400100	099000000017602	70461	50910899	23050106	Sensitization workshop at the Local Government levels	4,000,000.00		
03101	011101400100	099000000017603	70150	50910899	23050114	Workshop, on Political Obligation and Social Contract for Political Appointees	500,000.00		
03101	011101400100	099000000017605	70461	50910899	23050108	Interactive Session with Members of the National Assembly	1,000,000.00		
03101	011101400100	099000000017608	70110	50910899	23050114	Workshop on inter Party Co-operation for State Party Chairman and Executive Council Member	1,000,000.00		
03101	011101400100	099000000017607	70132	50910899	23030107	Data Bank on Political Terrain of Cross River State	500,000.00		
03101	011101400100	099000000017604	70111	50910899	23050114	Workshop, on Political Obligation/Social Contract for Councillors and Chairman	1,000,000.00		
03101	011101400100	099000000017613	70131	50910899	23050114	Good Governance for Sustainable Dev. (Enhancing the capacity of Chairmen).	500,000.00		
03101	011101400100	099000000017616	70461	50910899	23050113	Publications	500,000.00		
03101	011101400100	099000000017619	70161	50910899	23050105	Monitoring of Local Government Elections	2,000,000.00		
03101	011101400100	099000000017610	70131	50910899	23050113	Public Awareness Advocacy	5,000,000.00		
03101	011101400100	099000000017617	70133	50910899	23050115	Political Groups / Civil Society	500,000.00		
03101	011101400100	099000000017615	70135	50910899	23050114	Legislative Practices and Procedures (CRSH & LGC)	2,000,000.00		
03101	011101400100	099000000017614	70131	50910899	23050114	General Political Education (electoral conduct civil responsibility and Voter Education	1,000,000.00		
03101	011101400100	099000000017612	70161	50910899	23050108	Legislators and Political Office holders at LG Level (Interactive Session)	500,000.00		
03101	011101400100	099000000017611	70133	50910899	23050106	Sensitization, Political Mobilization	10,000,000.00		
03101	011101400100	099000000017618	70161	50910899	23050103	Monitoring of Inter-Party Primaries	500,000.00		
03101	011101400100	099000000017609	70131	50910899	23050106	Political Education / Awareness Campaign	1,000,000.00		

30-2-2020



**CROSS RIVER STATE CHART OF ACCOUNT 2020**  
**GENERAL ADMINISTRATION**  
**011101400100 PAD POLITICAL AFFAIRS DEPARTMENT**

<u>Fund</u>	<u>Administrative</u>	<u>Programme</u>	<u>Funcic</u>	<u>Geo</u>	<u>Economic</u>	<u>Description</u>	<u>Approved Budget 2020</u>	<u>Approved Provision 2019</u>	<u>Actual Rev./Exp.</u> <u>Jan -Aug 2019</u>
<b>SUMMARY</b>									
<b>Recurrent Revenue</b>									0.00
<b>Capital Receipts</b>									0.00
<b>TOTAL</b>									<b>0.00</b>
<b>Personnel Cost</b>							12,595,902.39	11,289,952.59	0.00
<b>Overhead Cost</b>							3,000,000.00	4,067,320.00	0.00
<b>Consolidated Revenue Charges</b>							3,600,000.00	3,600,000.00	0.00
SUB-TOTAL							19,195,902.39	18,957,272.59	0.00
<b>Capital Expenditure</b>							34,000,000.00		0.00
<b>TOTAL</b>							<b>53,195,902.39</b>	<b>18,957,272.59</b>	<b>0.00</b>

30-2-2020



**CROSS RIVER STATE CHART OF ACCOUNT 2020**  
**GENERAL ADMINISTRATION**  
**011101700100 EXCO EXECUTIVE COUNCIL SECRETARIAT**

Fund	Administrative	Programme	Functic	Geo	Economic	Description	Approved Budget 2020	Approved Provision 2019	Actual Rev./Exp. Jan -Aug 2019
<b>OVERHEAD COST</b>							<b>15,596,980.00</b>	<b>15,596,980.00</b>	<b>1,000,000.00</b>
<b>22020100 TRAVEL AND TRANSPORT - GENERAL</b>							<b>2,236,800.00</b>	<b>2,236,800.00</b>	<b>0.00</b>
02101	011101700100	0000000000000000	00000	50910899	22020102	Local Travel and Transport	2,236,800.00	2,236,800.00	0.00
<b>22020300 MATERIALS AND SUPPLIES - GENERAL</b>							<b>5,029,680.00</b>	<b>5,029,680.00</b>	<b>480,000.00</b>
02101	011101700100	0000000000000000	00000	50910899	22020315	Office Material And Supplies	360,000.00	360,000.00	30,000.00
02101	011101700100	0000000000000000	00000	50910899	22020306	Printing Of Security Documents	3,150,480.00	3,150,480.00	260,000.00
02101	011101700100	0000000000000000	00000	50910899	22020316	Computer Materials And Supplies_22020316	1,519,200.00	1,519,200.00	190,000.00
<b>22020400 MAINTENANCE SERVICES - GENERAL</b>							<b>1,020,000.00</b>	<b>1,020,000.00</b>	<b>30,000.00</b>
02101	011101700100	0000000000000000	00000	50910899	22020402	Maintenance Of Office Furniture	408,000.00	408,000.00	0.00
02101	011101700100	0000000000000000	00000	50910899	22020405	Maintenance Of Plants/Generators	204,000.00	204,000.00	0.00
02101	011101700100	0000000000000000	00000	50910899	22020401	Maintenance Of Motor Vehicle/Transport Equipment	408,000.00	408,000.00	30,000.00
<b>22020600 OTHER SERVICES - GENERAL</b>							<b>4,046,500.00</b>	<b>4,046,500.00</b>	<b>60,000.00</b>
02101	011101700100	0000000000000000	00000	50910899	22020666	Exco Cafeteria Items	2,244,000.00	2,244,000.00	60,000.00
02101	011101700100	0000000000000000	00000	50910899	22020639	Press And Public Relation/ Advertisement	1,802,500.00	1,802,500.00	0.00
<b>22021000 MISCELLANEOUS EXPENSES GENERAL</b>							<b>3,264,000.00</b>	<b>3,264,000.00</b>	<b>430,000.00</b>
02101	011101700100	0000000000000000	00000	50910899	22021057	Entertainment at Meetings	3,264,000.00	3,264,000.00	430,000.00
<b>CONSOLIDATED REVENUE CHARGES</b>							<b>8,079,808.00</b>	<b>8,079,808.00</b>	<b>0.00</b>
02101	011101700100	0000000000000000	00000	50910899	21010103	Consolidated Revenue Fund Charge- Salaries	8,079,808.00	8,079,808.00	0.00

**SUMMARY**

<b>Recurrent Revenue</b>			0.00
<b>Capital Receipts</b>			0.00
<b>TOTAL</b>			<b>0.00</b>
<b>Personnel Cost</b>			0.00
<b>Overhead Cost</b>	15,596,980.00	15,596,980.00	1,000,000.00
<b>Consolidated Revenue Charges</b>	8,079,808.00	8,079,808.00	0.00
<b>SUB-TOTAL</b>	23,676,788.00	23,676,788.00	1,000,000.00
<b>Capital Expenditure</b>			0.00
<b>TOTAL</b>	<b>23,676,788.00</b>	<b>23,676,788.00</b>	<b>1,000,000.00</b>





**CROSS RIVER STATE CHART OF ACCOUNT 2020**  
**GENERAL ADMINISTRATION**  
**011101800100 SSD SPECIAL SERVICES DEPARTMENT**

Fund	Administrative	Programme	Functic	Geo	Economic	Description	Approved Budget 2020	Approved Provision 2019	Actual Rev./Exp. Jan -Aug 2019
<b>RECURRENT REVENUE</b>							<b>0.00</b>	<b>8,387,025.20</b>	<b>0.00</b>
<b>12020100 LICENCES - GENERAL</b>							<b>0.00</b>	<b>1,269,405.05</b>	<b>0.00</b>
02101	011101800100	0000000000000000	00000	50910899	12020150	Issuance of Security Number Plate	0.00	1,269,405.05	0.00
<b>12020500 FINES - GENERAL</b>							<b>0.00</b>	<b>2,538,810.10</b>	<b>0.00</b>
02101	011101800100	0000000000000000	00000	50910899	12020525	Fines For The Release Of Seized Trucks Used For Illegal Diesel Bunkering_1202052	0.00	1,269,405.10	0.00
02101	011101800100	0000000000000000	00000	50910899	12020537	Fine for Unauthorized Use of Government Vehicle	0.00	1,269,405.00	0.00
<b>12022000 FEES - GENERAL (CONT.)</b>							<b>0.00</b>	<b>2,040,000.00</b>	<b>0.00</b>
02101	011101800100	0000000000000000	00000	50910899	12022214	Consultancy & Professional Services	0.00	2,040,000.00	0.00
<b>12023000 SALES GENERAL (CONT.)</b>							<b>0.00</b>	<b>2,538,810.05</b>	<b>0.00</b>
02101	011101800100	0000000000000000	00000	50910899	12023126	Auctioning of Interdicted Motorbikes	0.00	1,269,405.00	0.00
02101	011101800100	0000000000000000	00000	50910899	12023128	Permit for Courier Purposes	0.00	1,269,405.05	0.00
<b>CAPITAL RECIEPTS</b>							<b>0.00</b>	<b>1,380,000.00</b>	<b>0.00</b>
<b>14020200 OTHER CAPITAL RECEIPTS_14020200</b>							<b>0.00</b>	<b>1,380,000.00</b>	<b>0.00</b>
02101	011101800100	0000000000000000	00000	50910899	14020243	Joint Security Vehicle Services	0.00	690,000.00	0.00
02101	011101800100	0000000000000000	00000	50910899	14020244	Joint Security Operation Agency	0.00	690,000.00	0.00
<b>PERSONNEL COST</b>							<b>421,378.44</b>	<b>45,896,220.06</b>	<b>3,431,342.53</b>
<b>21010100 SALARIES AND WAGES</b>							<b>421,378.44</b>	<b>25,116,825.46</b>	<b>1,886,596.70</b>
02101	011101800100	0000000000000000	00000	50910899	21010101	Salary	421,378.44	25,116,825.46	1,886,596.70
<b>21020100 ALLOWANCES</b>							<b>0.00</b>	<b>20,779,394.60</b>	<b>1,544,745.83</b>
02101	011101800100	0000000000000000	00000	50910899	21020107	Utility	0.00	464,787.42	34,154.15
02101	011101800100	0000000000000000	00000	50910899	21020105	Rent	0.00	12,394,596.98	938,146.35
02101	011101800100	0000000000000000	00000	50910899	21020106	Transport	0.00	3,409,466.48	250,431.50
02101	011101800100	0000000000000000	00000	50910899	21020109	Entertainment	0.00	34,200.00	2,850.00
02101	011101800100	0000000000000000	00000	50910899	21020104	Meal Subsidy_21020104	0.00	774,879.00	56,926.25
02101	011101800100	0000000000000000	00000	50910899	21020103	Leave Grant	0.00	2,524,218.72	188,659.67
02101	011101800100	0000000000000000	00000	50910899	21020108	Domestic Servant	0.00	1,177,246.00	73,577.91
<b>OVERHEAD COST</b>							<b>53,622,043.00</b>	<b>9,680,000.00</b>	<b>0.00</b>
<b>22020100 TRAVEL AND TRANSPORT - GENERAL</b>							<b>8,184,000.00</b>	<b>0.00</b>	<b>0.00</b>
02101	011101800100	0000000000000000	00000	50910899	22020101	Local Travel and Transport	8,184,000.00	0.00	0.00
<b>22020200 UTILITIES - GENERAL</b>							<b>1,175,000.00</b>	<b>0.00</b>	<b>0.00</b>
02101	011101800100	0000000000000000	00000	50910899	22020202	Telephone Charges	1,175,000.00	0.00	0.00
<b>22020300 MATERIALS AND SUPPLIES - GENERAL</b>							<b>12,693,000.00</b>	<b>2,040,000.00</b>	<b>0.00</b>
02101	011101800100	0000000000000000	00000	50910899	22020304	Magazines and Periodicals	1,500,000.00	0.00	0.00
02101	011101800100	0000000000000000	00000	50910899	22020315	Office Material And Supplies	2,362,000.00	0.00	0.00
02101	011101800100	0000000000000000	00000	50910899	22020306	Printing Of Security Documents	7,000,000.00	2,040,000.00	0.00
02101	011101800100	0000000000000000	00000	50910899	22020316	Computer Materials And Supplies_22020316	1,831,000.00	0.00	0.00
<b>22020400 MAINTENANCE SERVICES - GENERAL</b>							<b>6,000,000.00</b>	<b>0.00</b>	<b>0.00</b>
02101	011101800100	0000000000000000	00000	50910899	22020401	Maintenance Of Motor Vehicle/Transport Equipment	5,000,000.00	0.00	0.00

30-2-2020  
**CERTIFIED TRUE COPY**



**CROSS RIVER STATE CHART OF ACCOUNT 2020**  
**GENERAL ADMINISTRATION**  
**011101800100 SSD SPECIAL SERVICES DEPARTMENT**

Fund	Administrative	Programme	Func	Geo	Economic	Description	Approved Budget 2020	Approved Provision 2019	Actual Rev./Exp. Jan -Aug 2019
02101	011101800100	0000000000000000	00000	50910899	22020402	Maintenance Of Office Furniture	1,000,000.00	0.00	0.00
					<b>22020700</b>	<b>CONSULTING AND PROFESSIONAL SERVICES - GEN</b>	<b>14,810,043.00</b>	<b>2,040,000.00</b>	<b>0.00</b>
02101	011101800100	0000000000000000	00000	50910899	22020715	Other Professional Services	14,810,043.00	2,040,000.00	0.00
					<b>22030100</b>	<b>OTHER SERVICES - GENERAL (CONT.)</b>	<b>10,760,000.00</b>	<b>5,600,000.00</b>	<b>0.00</b>
02101	011101800100	0000000000000000	00000	50910899	22030103	Emergency Response Centre and	10,760,000.00	5,600,000.00	0.00
						<b>CONSOLIDATED REVENUE CHARGES</b>	<b>4,776,848.88</b>	<b>4,900,000.00</b>	<b>0.00</b>
02101	011101800100	0000000000000000	00000	50910899	21010103	Consolidated Revenue Fund Charge- Salaries	4,776,848.88	4,900,000.00	0.00
						<b>CAPITAL EXPENDITURE</b>	<b>17,270,000.00</b>	<b>17,270,000.00</b>	
03101	011101800100	099000000017802	70131	50910899	23010140	Replacement of Communication Equipment in Executive council Chamber	2,000,000.00	2,000,000.00	
03101	011101800100	099000000017801	70461	50910899	23020127	Communication Links	14,000,000.00	14,000,000.00	
03101	011101800100	099000000017803	70131	50910899	23010139	Digital Copier/ICT Equipment for Exco. Secretariat	1,270,000.00	1,270,000.00	

**SUMMARY**

<b>Recurrent Revenue</b>	0	8,387,025.20	0.00
<b>Capital Receipts</b>	0.00	1,380,000.00	0.00
<b>TOTAL</b>	<b>0.00</b>	<b>9,767,025.20</b>	<b>0.00</b>
<b>Personnel Cost</b>	421,378.44	45,896,220.06	3,431,342.53
<b>Overhead Cost</b>	53,622,043.00	9,680,000.00	0.00
<b>Consolidated Revenue Charges</b>	4,776,848.88	4,900,000.00	0.00
<b>SUB-TOTAL</b>	<b>58,820,270.32</b>	<b>60,476,220.06</b>	<b>3,431,342.53</b>
<b>Capital Expenditure</b>	17,270,000.00	17,270,000.00	0.00
<b>TOTAL</b>	<b>76,090,270.32</b>	<b>77,746,220.06</b>	<b>3,431,342.53</b>

30-2-2020  
**CERTIFIED TRUE COPY**



**CROSS RIVER STATE CHART OF ACCOUNT 2020**

**GENERAL ADMINISTRATION**

**011102100100 IGADL INTERGOVERNMENTAL AFFAIRS DEPARTMENT, LAGOS**

Fund	Administrative	Programme	Functic	Geo	Economic	Description	Approved Budget 2020	Approved Provision 2019	Actual Rev./Exp. Jan -Aug 2019
						<b>PERSONNEL COST</b>	<b>463,712.00</b>	<b>463,712.00</b>	<b>0.00</b>
					<b>21020100</b>	<b>ALLOWANCES</b>	<b>463,712.00</b>	<b>463,712.00</b>	<b>0.00</b>
02101	011102100100	0000000000000000	00000	50910899	21020101	Non Regular Allowances	463,712.00	463,712.00	0.00
						<b>OVERHEAD COST</b>	<b>21,161,870.23</b>	<b>21,161,870.23</b>	<b>0.00</b>
					<b>22020100</b>	<b>TRAVEL AND TRANSPORT - GENERAL</b>	<b>1,523,126.00</b>	<b>1,523,126.00</b>	<b>0.00</b>
02101	011102100100	0000000000000000	00000	50910899	22020101	Local Travel and Transport	1,523,126.00	1,523,126.00	0.00
					<b>22020200</b>	<b>UTILITIES - GENERAL</b>	<b>1,518,080.00</b>	<b>1,518,080.00</b>	<b>0.00</b>
02101	011102100100	0000000000000000	00000	50910899	22020206	Sewage Charges	200,000.00	200,000.00	0.00
02101	011102100100	0000000000000000	00000	50910899	22020205	Water Rates_22020205	100,800.00	100,800.00	0.00
02101	011102100100	0000000000000000	00000	50910899	22020201	Electricity Charges	750,000.00	750,000.00	0.00
02101	011102100100	0000000000000000	00000	50910899	22020212	Mails, Courier, Diplomatic Mail	300,000.00	300,000.00	0.00
02101	011102100100	0000000000000000	00000	50910899	22020202	Telephone Charges	167,280.00	167,280.00	0.00
					<b>22020300</b>	<b>MATERIALS AND SUPPLIES - GENERAL</b>	<b>5,507,000.00</b>	<b>5,507,000.00</b>	<b>0.00</b>
02101	011102100100	0000000000000000	00000	50910899	22020305	Printing Of Non Security Documents	500,000.00	500,000.00	0.00
02101	011102100100	0000000000000000	00000	50910899	22020315	Office Material And Supplies	1,007,000.00	1,007,000.00	0.00
02101	011102100100	0000000000000000	00000	50910899	22020311	Food Stuff / Catering Materials Supplies	2,000,000.00	2,000,000.00	0.00
02101	011102100100	0000000000000000	00000	50910899	22020314	Other Material and Supplies	2,000,000.00	2,000,000.00	0.00
					<b>22020400</b>	<b>MAINTENANCE SERVICES - GENERAL</b>	<b>7,403,664.23</b>	<b>7,403,664.23</b>	<b>0.00</b>
02101	011102100100	0000000000000000	00000	50910899	22020417	Maintenance Of Office Building	200,000.00	200,000.00	0.00
02101	011102100100	0000000000000000	00000	50910899	22020415	Maintenance Of Office Equipments	200,000.00	200,000.00	0.00
02101	011102100100	0000000000000000	00000	50910899	22020405	Maintenance Of Plants/Generators	500,000.00	500,000.00	0.00
02101	011102100100	0000000000000000	00000	50910899	22020414	Maintenance Of Computer And It Equipments	360,000.00	360,000.00	0.00
02101	011102100100	0000000000000000	00000	50910899	22020402	Maintenance Of Office Furniture	823,363.32	823,363.32	0.00
02101	011102100100	0000000000000000	00000	50910899	22020401	Maintenance Of Motor Vehicle/Transport Equipment	5,120,300.91	5,120,300.91	0.00
02101	011102100100	0000000000000000	00000	50910899	22020418	Maintenance Of Residential Building	200,000.00	200,000.00	0.00
					<b>22020600</b>	<b>OTHER SERVICES - GENERAL</b>	<b>5,000,000.00</b>	<b>5,000,000.00</b>	<b>0.00</b>
02101	011102100100	0000000000000000	00000	50910899	22020639	Press And Public Relation/ Advertisement	1,000,000.00	1,000,000.00	0.00
02101	011102100100	0000000000000000	00000	50910899	22020601	Security Services	1,500,000.00	1,500,000.00	0.00
02101	011102100100	0000000000000000	00000	50910899	22020638	His Excelency Contingencies	2,500,000.00	2,500,000.00	0.00
					<b>22020900</b>	<b>FINANCIAL CHARGES - GENERAL</b>	<b>100,000.00</b>	<b>100,000.00</b>	<b>0.00</b>
02101	011102100100	0000000000000000	00000	50910899	22020901	Bank Charges (Other Than Interest)	100,000.00	100,000.00	0.00
					<b>22021000</b>	<b>MISCELLANEOUS EXPENSES GENERAL</b>	<b>110,000.00</b>	<b>110,000.00</b>	<b>0.00</b>
02101	011102100100	0000000000000000	00000	50910899	22021057	Entertainment at Meetings	110,000.00	110,000.00	0.00

**CERTIFIED TRUE COPY**



**CROSS RIVER STATE CHART OF ACCOUNT 2020**

**GENERAL ADMINISTRATION**

**011102100100 IGADL INTERGOVERNMENTAL AFFAIRS DEPARTMENT, LAGOS**

<u>Fund</u>	<u>Administrative</u>	<u>Programme</u>	<u>Funcic</u>	<u>Geo</u>	<u>Economic</u>	<u>Description</u>	<u>Approved Budget 2020</u>	<u>Approved Provision 2019</u>	<u>Actual Rev./Exp.</u> <u>Jan -Aug 2019</u>
<b>SUMMARY</b>									
						<b>Recurrent Revenue</b>	0		0.00
						<b>Capital Receipts</b>	0.00		0.00
						<b>TOTAL</b>	<b>0.00</b>		<b>0.00</b>
						<b>Personnel Cost</b>	463,712.00	463,712.00	0.00
						<b>Overhead Cost</b>	21,161,870.23	21,161,870.23	0.00
						<b>Consolidated Revenue Charges</b>			0.00
						SUB-TOTAL	21,625,582.23	21,625,582.23	0.00
						<b>Capital Expenditure</b>			0.00
						<b>TOTAL</b>	<b>21,625,582.23</b>	<b>21,625,582.23</b>	<b>0.00</b>

30-2-2020




# CROSS RIVER STATE CHART OF ACCOUNT 2020

## GENERAL ADMINISTRATION

### 011103800100 DRM DEPARTMENT OF RELIGIOUS MATTERS

Fund	Administrative	Programme	Funcit	Geo	Economic	Description	Approved Budget 2020	Approved Provision 2019	Actual Rev./Exp. Jan -Aug 2019
<b>PERSONNEL COST</b>							<b>8,638,862.62</b>	<b>1,360,169,642.90</b>	<b>0.00</b>
<b>21010100 SALARIES AND WAGES</b>							<b>4,167,184.62</b>	<b>6,702,205.00</b>	<b>0.00</b>
02101	011103800100	0000000000000000	00000	50910899	21010101	Salary	4,167,184.62	6,702,205.00	0.00
<b>21020100 ALLOWANCES</b>							<b>4,471,678.00</b>	<b>1,353,467,437.90</b>	<b>0.00</b>
02101	011103800100	0000000000000000	00000	50910899	21020103	Leave Grant	522,190.00	671,299.40	0.00
02101	011103800100	0000000000000000	00000	50910899	21020108	Domestic Servant	294,312.00	588,000,600.00	0.00
02101	011103800100	0000000000000000	00000	50910899	21020106	Transport	819,036.00	951,918.00	0.00
02101	011103800100	0000000000000000	00000	50910899	21020107	Utility	97,680.00	760,291,732.00	0.00
02101	011103800100	0000000000000000	00000	50910899	21020104	Meal Subsidy_21020104	128,612.00	171,986.00	0.00
02101	011103800100	0000000000000000	00000	50910899	21020109	Entertainment	0.00	22,800.00	0.00
02101	011103800100	0000000000000000	00000	50910899	21020105	Rent	2,609,848.00	3,357,102.50	0.00
<b>OVERHEAD COST</b>							<b>5,831,770.00</b>	<b>3,050,000.00</b>	<b>0.00</b>
<b>22020100 TRAVEL AND TRANSPORT - GENERAL</b>							<b>1,388,200.00</b>	<b>500,000.00</b>	<b>0.00</b>
02101	011103800100	0000000000000000	00000	50910899	22020101	Local Travel and Transport	1,000,000.00	0.00	0.00
02101	011103800100	0000000000000000	00000	50910899	22020102	Local Travel and Transport	388,200.00	500,000.00	0.00
<b>22020200 UTILITIES - GENERAL</b>							<b>135,000.00</b>	<b>0.00</b>	<b>0.00</b>
02101	011103800100	0000000000000000	00000	50910899	22020202	Telephone Charges	135,000.00	0.00	0.00
<b>22020300 MATERIALS AND SUPPLIES - GENERAL</b>							<b>731,570.00</b>	<b>600,000.00</b>	<b>0.00</b>
02101	011103800100	0000000000000000	00000	50910899	22020315	Office Material And Supplies	293,570.00	500,000.00	0.00
02101	011103800100	0000000000000000	00000	50910899	22020316	Computer Materials And Supplies_22020316	238,000.00	100,000.00	0.00
02101	011103800100	0000000000000000	00000	50910899	22020305	Printing Of Non Security Documents	200,000.00	0.00	0.00
<b>22020400 MAINTENANCE SERVICES - GENERAL</b>							<b>1,867,000.00</b>	<b>1,600,000.00</b>	<b>0.00</b>
02101	011103800100	0000000000000000	00000	50910899	22020415	Maintenance Of Office Equipments	265,000.00	200,000.00	0.00
02101	011103800100	0000000000000000	00000	50910899	22020401	Maintenance Of Motor Vehicle/Transport Equipment	260,000.00	800,000.00	0.00
02101	011103800100	0000000000000000	00000	50910899	22020411	Maintenance Of Communication Equipment	0.00	50,000.00	0.00
02101	011103800100	0000000000000000	00000	50910899	22020405	Maintenance Of Plants/Generators	200,000.00	0.00	0.00
02101	011103800100	0000000000000000	00000	50910899	22020402	Maintenance Of Office Furniture	320,000.00	250,000.00	0.00
02101	011103800100	0000000000000000	00000	50910899	22020414	Maintenance Of Computer And It Equipments	442,000.00	150,000.00	0.00
02101	011103800100	0000000000000000	00000	50910899	22020404	Maintenance Of Office / It Equipments	380,000.00	150,000.00	0.00
<b>22020500 TRAINING - GENERAL</b>							<b>830,000.00</b>	<b>200,000.00</b>	<b>0.00</b>
02101	011103800100	0000000000000000	00000	50910899	22020501	Local Training	830,000.00	200,000.00	0.00
<b>22020900 FINANCIAL CHARGES - GENERAL</b>							<b>240,000.00</b>	<b>100,000.00</b>	<b>0.00</b>
02101	011103800100	0000000000000000	00000	50910899	22020901	Bank Charges (Other Than Interest)	240,000.00	100,000.00	0.00
<b>22021000 MISCELLANEOUS EXPENSES GENERAL</b>							<b>640,000.00</b>	<b>50,000.00</b>	<b>0.00</b>
02101	011103800100	0000000000000000	00000	50910899	22021057	Entertainment at Meetings	640,000.00	0.00	0.00
02101	011103800100	0000000000000000	00000	50910899	22021048	Burial	0.00	50,000.00	0.00
<b>CONSOLIDATED REVENUE CHARGES</b>							<b>3,600,000.00</b>	<b>3,600,000.00</b>	<b>0.00</b>
02101	011103800100	0000000000000000	00000	50910899	21010103	Consolidated Revenue Fund Charge- Salaries	3,600,000.00	3,600,000.00	0.00
<b>CAPITAL EXPENDITURE</b>							<b>110,800,000.00</b>	<b>27,000,000.00</b>	







# CROSS RIVER STATE CHART OF ACCOUNT 2020

## GENERAL ADMINISTRATION

### 011103800100 DRM DEPARTMENT OF RELIGIOUS MATTERS

Fund	Administrative	Programme	Functic	Geo	Economic	Description	Approved Budget 2020	Approved Provision 2019	Actual Rev./Exp. Jan -Aug 2019
03101	011103800100	990000000030511	70841	50910899	23050114	Workshop with Faith Based Organizations & Religious Leaders	1,000,000.00	700,000.00	
03101	011103800100	990000000030512	70136	50910899	32030107	Database of Faith Base Organizations	1,300,000.00	1,300,000.00	
03101	011103800100	990000000030506	70131	50910899	23030120	Development/Maintenance of Religious & Historical Sites	5,000,000.00	1,000,000.00	
03101	011103800100	990000000030508	70841	50910899	23050106	Stakeholders Forum with Faith Based Organizations	1,000,000.00	1,000,000.00	
03101	011103800100	990000000030507	70132	50910899	23050115	Coordination of Christian / Muslim Pilgrim Board	100,000,000.00	22,000,000.00	
03101	011103800100	990000000030509	70150	50910899	23050106	Sensitization of Faith Based Organization and Religious Leaders	500,000.00	500,000.00	
03101	011103800100	990000000030510	70137	50910899	23050115	National Meetings of S.A and Secretaries of Pilgrim Welfare Board	2,000,000.00	500,000.00	

#### SUMMARY

<b>Recurrent Revenue</b>	0		0.00
<b>Capital Receipts</b>	0.00		0.00
<b>TOTAL</b>	<b>0.00</b>		<b>0.00</b>
<b>Personnel Cost</b>	8,638,862.62	1,360,169,642.90	0.00
<b>Overhead Cost</b>	5,831,770.00	3,050,000.00	0.00
<b>Consolidated Revenue Charges</b>	3,600,000.00	3,600,000.00	0.00
<b>SUB-TOTAL</b>	<b>18,070,632.62</b>	<b>1,366,819,642.90</b>	<b>0.00</b>
<b>Capital Expenditure</b>	110,800,000.00	27,000,000.00	0.00
<b>TOTAL</b>	<b>128,870,632.62</b>	<b>1,393,819,642.90</b>	<b>0.00</b>

30-2020-5



**CROSS RIVER STATE CHART OF ACCOUNT 2020**

**GENERAL ADMINISTRATION**

**011105200100 CRSSO CRS SERVICOM Office**

Fund	Administrative	Programme	Funcit	Geo	Economic	Description	Approved Budget 2020	Approved Provision 2019	Actual Rev./Exp. Jan -Aug 2019
<b>PERSONNEL COST</b>							<b>7,032,181.92</b>	<b>7,644,354.08</b>	<b>0.00</b>
<b>21010100 SALARIES AND WAGES</b>							<b>3,574,436.88</b>	<b>4,333,961.28</b>	<b>0.00</b>
02101	011105200100	0000000000000000	00000	50910899	21010101	Salary	3,574,436.88	4,333,961.28	0.00
<b>21020100 ALLOWANCES</b>							<b>3,457,745.04</b>	<b>3,310,392.80</b>	<b>0.00</b>
02101	011105200100	0000000000000000	00000	50910899	21020103	Leave Grant	357,444.24	433,036.00	0.00
02101	011105200100	0000000000000000	00000	50910899	21020104	Meal Subsidy_21020104	118,843.20	119,065.80	0.00
02101	011105200100	0000000000000000	00000	50910899	21020109	Entertainment	11,400.00	0.00	0.00
02101	011105200100	0000000000000000	00000	50910899	21020108	Domestic Servant	588,623.28	0.00	0.00
02101	011105200100	0000000000000000	00000	50910899	21020106	Transport	522,910.08	521,679.00	0.00
02101	011105200100	0000000000000000	00000	50910899	21020107	Utility	71,305.92	71,431.00	0.00
02101	011105200100	0000000000000000	00000	50910899	21020105	Rent	1,787,218.32	2,165,181.00	0.00
<b>OVERHEAD COST</b>							<b>1,607,380.00</b>	<b>1,607,380.00</b>	<b>0.00</b>
<b>22020100 TRAVEL AND TRANSPORT - GENERAL</b>							<b>428,200.00</b>	<b>428,200.00</b>	<b>0.00</b>
02101	011105200100	0000000000000000	00000	50910899	22020102	Local Travel and Transport	428,200.00	428,200.00	0.00
<b>22020200 UTILITIES - GENERAL</b>							<b>40,000.00</b>	<b>40,000.00</b>	<b>0.00</b>
02101	011105200100	0000000000000000	00000	50910899	22020212	Mails, Courier, Diplomatic Mail	40,000.00	40,000.00	0.00
<b>22020300 MATERIALS AND SUPPLIES - GENERAL</b>							<b>234,460.00</b>	<b>234,460.00</b>	<b>0.00</b>
02101	011105200100	0000000000000000	00000	50910899	22020316	Computer Materials And Supplies_22020316	234,460.00	234,460.00	0.00
<b>22020400 MAINTENANCE SERVICES - GENERAL</b>							<b>904,720.00</b>	<b>904,720.00</b>	<b>0.00</b>
02101	011105200100	0000000000000000	00000	50910899	22020401	Maintenance Of Motor Vehicle/Transport Equipment	672,600.00	672,600.00	0.00
02101	011105200100	0000000000000000	00000	50910899	22020405	Maintenance Of Plants/Generators	232,120.00	232,120.00	0.00
<b>CONSOLIDATED REVENUE CHARGES</b>							<b>4,173,579.78</b>	<b>4,776,848.88</b>	<b>0.00</b>
02101	011105200100	0000000000000000	00000	50910899	21010103	Consolidated Revenue Fund Charge- Salaries	4,173,579.78	4,776,848.88	0.00
<b>CAPITAL EXPENDITURE</b>							<b>4,210,000.00</b>	<b>4,210,000.00</b>	
03101	011105200100	099000000018603	70131	50910899	23050103	Provide Technical Support from Standard Setting Development & Review of Charters	337,500.00	337,500.00	
03101	011105200100	099000000018609	70131	50910899	23050101	Hosting and Servicing of quarterly steering Committee meeting	1,000,000.00	1,000,000.00	
03101	011105200100	099000000018606	70131	50910899	23050101	Support Services improvement Planning for Director & MSU Official	337,500.00	337,500.00	
03101	011105200100	099000000018605	70131	50910899	23050103	MSU training on Compliance Evaluation Using Servicom Index	337,500.00	337,500.00	
03101	011105200100	099000000018602	70131	50910899	23050101	Bi- Annual Networking Meeting with MSU Officials	337,500.00	337,500.00	
03101	011105200100	099000000018607	70131	50910899	23050101	Workshop on Customer Care/Complaint Processes for MDAs/MSUs	337,500.00	337,500.00	
03101	011105200100	099000000018604	70131	50910899	23050103	Arrange Quarterly Meeting with MSU Official to Review Work Programmes	337,500.00	337,500.00	
03101	011105200100	099000000018601	70132	50910899	23050103	Customer Survey and Compliance Evaluation at Selected Service Window	435,000.00	435,000.00	
03101	011105200100	099000000018608	70131	50910899	23050101	Publication of Compendium of Charters	750,000.00	750,000.00	

**CERTIFIED TRUE COPY**



**CROSS RIVER STATE CHART OF ACCOUNT 2020**  
**GENERAL ADMINISTRATION**  
**011105200100 CRSSO CRS SERVICOM Office**

<u>Fund</u>	<u>Administrative</u>	<u>Programme</u>	<u>Funcic</u>	<u>Geo</u>	<u>Economic</u>	<u>Description</u>	<u>Approved Budget 2020</u>	<u>Approved Provision 2019</u>	<u>Actual Rev./Exp.</u> <u>Jan -Aug 2019</u>
<b>SUMMARY</b>									
						<b>Recurrent Revenue</b>	0		0.00
						<b>Capital Receipts</b>	0.00		0.00
						<b>TOTAL</b>	<b>0.00</b>		<b>0.00</b>
						<b>Personnel Cost</b>	7,032,181.92	7,644,354.08	0.00
						<b>Overhead Cost</b>	1,607,380.00	1,607,380.00	0.00
						<b>Consolidated Revenue Charges</b>	4,173,579.78	4,776,848.88	0.00
						SUB-TOTAL	12,813,141.70	14,028,582.96	0.00
						<b>Capital Expenditure</b>	4,210,000.00	4,210,000.00	0.00
						<b>TOTAL</b>	<b>17,023,141.70</b>	<b>18,238,582.96</b>	<b>0.00</b>

30-2-2020  
 CERTIFIED TRUE COPY



# CROSS RIVER STATE CHART OF ACCOUNT 2020

## GENERAL ADMINISTRATION

### 011110500100 COS CHIEF OF STAFF

Fund	Administrative	Programme	Func	Geo	Economic	Description	Approved Budget 2020	Approved Provision 2019	Actual Rev./Exp. Jan -Aug 2019
<b>PERSONNEL COST</b>							<b>347,317,000.90</b>	<b>865,317,000.90</b>	<b>224,734,544.72</b>
<b>21010100 SALARIES AND WAGES</b>							<b>182,247,022.80</b>	<b>212,247,022.80</b>	<b>121,497,745.10</b>
02101	011110500100	0000000000000000	00000	50910899	21010101	Salary	182,247,022.80	212,247,022.80	121,497,745.10
<b>21020100 ALLOWANCES</b>							<b>165,069,978.10</b>	<b>653,069,978.10</b>	<b>103,236,799.62</b>
02101	011110500100	0000000000000000	00000	50910899	21020157	Supplies Government House	0.00	200,000,000.00	0.00
02101	011110500100	0000000000000000	00000	50910899	21020156	Running Of Government House	0.00	288,000,000.00	0.00
02101	011110500100	0000000000000000	00000	50910899	21020108	Domestic Servant	20,600,463.00	20,600,463.00	11,577,339.44
02101	011110500100	0000000000000000	00000	50910899	21020109	Entertainment	744,395.94	744,395.94	496,263.97
02101	011110500100	0000000000000000	00000	50910899	21020105	Rent	94,847,533.92	94,847,533.92	63,231,689.28
02101	011110500100	0000000000000000	00000	50910899	21020107	Utility	3,459,096.20	3,459,096.20	2,306,064.14
02101	011110500100	0000000000000000	00000	50910899	21020106	Transport	21,811,979.88	21,811,979.88	14,541,319.92
02101	011110500100	0000000000000000	00000	50910899	21020103	Leave Grant	18,168,910.36	18,168,910.36	7,459,057.01
02101	011110500100	0000000000000000	00000	50910899	21020104	Meal Subsidy_21020104	5,437,598.80	5,437,598.80	3,625,065.86
<b>OVERHEAD COST</b>							<b>19,823,094,800.67</b>	<b>19,823,094,800.67</b>	<b>549,304,000.00</b>
<b>22020100 TRAVEL AND TRANSPORT - GENERAL</b>							<b>1,428,470,754.00</b>	<b>1,428,470,754.00</b>	<b>48,900,000.00</b>
02101	011110500100	0000000000000000	00000	50910899	22020102	Local Travel and Transport	808,470,754.00	808,470,754.00	48,900,000.00
02101	011110500100	0000000000000000	00000	50910899	22020107	Oversea Travel and Transport	620,000,000.00	620,000,000.00	0.00
<b>22020200 UTILITIES - GENERAL</b>							<b>5,000,000.00</b>	<b>5,000,000.00</b>	<b>14,000.00</b>
02101	011110500100	0000000000000000	00000	50910899	22020212	Mails, Courier, Diplomatic Mail	5,000,000.00	5,000,000.00	14,000.00
<b>22020300 MATERIALS AND SUPPLIES - GENERAL</b>							<b>48,000,300.00</b>	<b>48,000,300.00</b>	<b>0.00</b>
02101	011110500100	0000000000000000	00000	50910899	22020305	Printing Of Non Security Documents	3,333,400.00	3,333,400.00	0.00
02101	011110500100	0000000000000000	00000	50910899	22020315	Office Material And Supplies	22,666,700.00	22,666,700.00	0.00
02101	011110500100	0000000000000000	00000	50910899	22020307	Drugs/Laboratory/Medical Supplies	13,000,000.00	13,000,000.00	0.00
02101	011110500100	0000000000000000	00000	50910899	22020316	Computer Materials And Supplies_22020316	5,666,800.00	5,666,800.00	0.00
02101	011110500100	0000000000000000	00000	50910899	22020309	Uniforms and Other Clothing	3,333,400.00	3,333,400.00	0.00
<b>22020400 MAINTENANCE SERVICES - GENERAL</b>							<b>2,000,190,146.67</b>	<b>2,000,190,146.67</b>	<b>7,000,000.00</b>
02101	011110500100	0000000000000000	00000	50910899	22020420	Maintenance -Others Infrastructure (diesel)	400,000,000.00	400,000,000.00	5,000,000.00
02101	011110500100	0000000000000000	00000	50910899	22020417	Maintenance Of Office Building	26,666,700.00	26,666,700.00	0.00
02101	011110500100	0000000000000000	00000	50910899	22020401	Maintenance Of Motor Vehicle/Transport Equipment	1,384,266,900.00	1,384,266,900.00	500,000.00
02101	011110500100	0000000000000000	00000	50910899	22020402	Maintenance Of Office Furniture	8,666,500.00	8,666,500.00	0.00
02101	011110500100	0000000000000000	00000	50910899	22020404	Maintenance Of Office / It Equipments	106,700.00	106,700.00	0.00
02101	011110500100	0000000000000000	00000	50910899	22020405	Maintenance Of Plants/Generators	113,333,200.00	113,333,200.00	0.00
02101	011110500100	0000000000000000	00000	50910899	22020406	Other Maintenance Services	20,000,000.00	20,000,000.00	0.00
02101	011110500100	0000000000000000	00000	50910899	22020414	Maintenance Of Computer And It Equipments	6,349,746.67	6,349,746.67	0.00
02101	011110500100	0000000000000000	00000	50910899	22020418	Maintenance Of Residential Building	6,666,800.00	6,666,800.00	0.00
02101	011110500100	0000000000000000	00000	50910899	22020415	Maintenance Of Office Equipments	34,133,600.00	34,133,600.00	1,500,000.00
<b>22020500 TRAINING - GENERAL</b>							<b>21,166,800.00</b>	<b>21,166,800.00</b>	<b>0.00</b>
02101	011110500100	0000000000000000	00000	50910899	22020505	Workshops, Conference And Seminar	17,166,700.00	17,166,700.00	0.00
02101	011110500100	0000000000000000	00000	50910899	22020503	Research And Capacity Building	4,000,100.00	4,000,100.00	0.00

**CERTIFIED TRUE COPY**




# CROSS RIVER STATE CHART OF ACCOUNT 2020

## GENERAL ADMINISTRATION

### 011110500100 COS CHIEF OF STAFF

Fund	Administrative	Programme	Func	Geo	Economic	Description	Approved Budget 2020	Approved Provision 2019	Actual Rev./Exp. Jan -Aug 2019
<b>22020600 OTHER SERVICES - GENERAL</b>							<b>11,256,266,700.00</b>	<b>11,256,266,700.00</b>	<b>301,600,000.00</b>
02101	011110500100	0000000000000000	00000	50910899	22020643	Diaspora Matters	6,666,700.00	6,666,700.00	0.00
02101	011110500100	0000000000000000	00000	50910899	22020638	His Excelency Contingencies	4,000,000,000.00	4,000,000,000.00	119,150,000.00
02101	011110500100	0000000000000000	00000	50910899	22020639	Press And Public Relation/ Advertisement	150,000,000.00	150,000,000.00	8,050,000.00
02101	011110500100	0000000000000000	00000	50910899	22020604	Security Vote (Including Operations)	7,000,000,000.00	7,000,000,000.00	164,400,000.00
02101	011110500100	0000000000000000	00000	50910899	22020647	Men On Black Suits	20,000,000.00	20,000,000.00	10,000,000.00
02101	011110500100	0000000000000000	00000	50910899	22020649	Special Adviser Inter Party Relation	4,000,000.00	4,000,000.00	0.00
02101	011110500100	0000000000000000	00000	50910899	22020640	Office Of Prosecution And Recovery Of State Asset	12,000,000.00	12,000,000.00	0.00
02101	011110500100	0000000000000000	00000	50910899	22020644	Obudu Ranch Cable Car Logistics	40,000,000.00	40,000,000.00	0.00
02101	011110500100	0000000000000000	00000	50910899	22020645	Student Affairs	23,600,000.00	23,600,000.00	0.00
<b>22020900 FINANCIAL CHARGES - GENERAL</b>							<b>13,333,400.00</b>	<b>13,333,400.00</b>	<b>0.00</b>
02101	011110500100	0000000000000000	00000	50910899	22020901	Bank Charges (Other Than Interest)	13,333,400.00	13,333,400.00	0.00
<b>22021000 MISCELLANEOUS EXPENSES GENERAL</b>							<b>5,050,666,700.00</b>	<b>5,050,666,700.00</b>	<b>191,790,000.00</b>
02101	011110500100	0000000000000000	00000	50910899	22021057	Entertainment at Meetings	50,000,000.00	50,000,000.00	0.00
02101	011110500100	0000000000000000	00000	50910899	22021052	Financial Assistance	5,000,000,000.00	5,000,000,000.00	191,790,000.00
02101	011110500100	0000000000000000	00000	50910899	22021047	Servicom	666,700.00	666,700.00	0.00
<b>CONSOLIDATED REVENUE CHARGES</b>							<b>1,634,246,791.16</b>	<b>496,741,791.20</b>	<b>176,385,079.60</b>
02101	011110500100	0000000000000000	00000	50910899	21010103	Consolidated Revenue Fund Charge- Salaries	1,634,246,791.16	496,741,791.20	176,385,079.60
<b>CAPITAL EXPENDITURE</b>							<b>41,738,000,100.00</b>	<b>30,889,666,800.00</b>	
03101	011110500100	099000000017031	70131	50910899	23050110	Citizen Financial Programme	200,000,000.00	500,000,000.00	
03101	011110500100	099000000017032	70131	50910899	23010139	Procurement of decoder	400,000,000.00	400,000,000.00	
03101	011110500100	099000000017034	70721	50910899	23020106	Construction and Equipping of Government House Clinic	500,000,000.00	500,000,000.00	
03101	011110500100	099000000017035	70621	50910899	23050113	Town Hall Meeting	2,000,000,000.00	2,000,000,000.00	
03101	011110500100	099000000017026	70451	50910899	32020405	Mass Tansit Vechiles	4,000,000,000.00	4,000,000,000.00	
03101	011110500100	099000000017016	70437	50910899	23050109	Petroleum Asset Determination Service (10% Mobilization)	500,000,000.00	30,000,000.00	
03101	011110500100	099000000017012	70131	50910899	23010113	Purchase of Computer and Accessories	30,000,000.00	1,666,700.00	
03101	011110500100	099000000017002	70133	50910899	23050101	CRS Development Agency Activities & Projects		1,000,000,000.00	
03101	011110500100	099000000017056	71091	50910899	23050115	Intervention for Cameronean Refugees & Others	2,000,000,000.00		
03101	011110500100	099000000017017	71091	50910899	23030110	Installation and Activation of a United Distress Call Code (112)	10,000,000.00	10,000,000.00	
03101	011110500100	099000000017010	70452	50910899	23010105	Purchase of Vehicles for MDAs	5,000,000,000.00	3,000,000,000.00	
03101	011110500100	099000000017009	70451	50910899	23010105	Purchase of Vehicles (Political & General)	5,000,000,000.00	3,000,000,000.00	
03101	011110500100	099000000017003	70133	50910899	23050115	Green Millionaire Programme	2,500,000,000.00	1,500,000,000.00	
03101	011110500100	099000000017019	70133	50910899	23050115	CRS Commodities Control Agency Activities & Projects	2,000,000,000.00	1,000,000,000.00	
03101	011110500100	099000000017030	70161	50910899	23030113	Maintenance of 11 - 11 Roundabout	32,000,000.00	32,000,000.00	
03101	011110500100	099000000017001	70161	50910899	32010304	Diseasel Generators Power Supply at Homes in 18 LGAs		7,000,000,000.00	
03101	011110500100	099000000017011	70131	50910899	23010119	Purchase of Generators	1,500,000,000.00	1,500,000,000.00	
03101	011110500100	099000000017018	71092	50910899	23020108	Building of 2 Police Stations at ITU Bridge Head and Itgidi	200,000,000.00	50,000,000.00	





# CROSS RIVER STATE CHART OF ACCOUNT 2020

## GENERAL ADMINISTRATION

### 011110500100 COS CHIEF OF STAFF

Fund	Administrative	Programme	Functic	Geo	Economic	Description	Approved Budget 2020	Approved Provision 2019	Actual Rev./Exp. Jan -Aug 2019
03101	011110500100	099000000017047	70451	50910899	23010105	Procurement of Amphibian Vehicle	2,000,000,000.00		
03101	011110500100	099000000017029	70131	50910899	23030120	Furnishing of Government Offices	500,000,000.00	200,000,000.00	
03101	011110500100	099000000017049	70621	50910899	23050110	Upkeep for Vigilante	1,000,000,000.00		
03101	011110500100	099000000017020	70561	50910899	23040103	Assistance for Relocating Drill Ranch and Cercopan	116,666,700.00	116,666,700.00	
03101	011110500100	099000000017050	70621	50910899	23050110	Upkeep for Community Peace Corps	1,000,000,000.00		
03101	011110500100	099000000017037	71091	50910899	23030110	Homeland Security	2,000,000,000.00		
03101	011110500100	099000000017053	70621	50910899	23050110	Upkeep for Community Sanitation Officers	1,000,000,000.00		
03101	011110500100	099000000017044	70131	50910899	23010128	Procurement of Mobile Car Cameras	600,000,000.00		
03101	011110500100	099000000017038	71091	50910899	23010110	Security Support Service	500,000,000.00		
03101	011110500100	099000000017055	70131	50910899	23050115	Provision for Uniform	600,000,000.00		
03101	011110500100	099000000017046	70452	50910899	23010109	Procurement of Rapid Speed Boat	1,000,000,000.00		
03101	011110500100	099000000017052	70621	50910899	23050110	Upkeep for Community Civil Defence	1,500,000,000.00		
03101	011110500100	099000000017041	71091	50910899	23010110	Quick Intervention Squad (QIS) Take-Off	500,000,000.00		
03101	011110500100	099000000017021	70561	50910899	23050105	Support to Conservation Agencies	13,333,400.00	13,333,400.00	
03101	011110500100	099000000017023	70443	50910899	23020101	Construction of COS Account Store	30,000,000.00	30,000,000.00	
03101	011110500100	099000000017024	70131	50910899	23030120	Cool shade Vehicle Park	6,000,000.00	6,000,000.00	
03101	011110500100	099000000017025	70131	50910899	23030120	Landscaping of Governor's Office	500,000,000.00	1,000,000,000.00	
03101	011110500100	099000000017039	71091	50910899	23010110	State Wide/Ward Security Control	1,000,000,000.00		
03101	011110500100	099000000017027	70133	50910899	32010313	Procurement of Machineries for Land Clearing,site preparation & Earth Work		4,000,000,000.00	
03101	011110500100	099000000017043	71091	50910899	23010110	Border Patrol and Activities of Securities Agencies	2,000,000,000.00		

#### SUMMARY

<b>Recurrent Revenue</b>	0		0.00
<b>Capital Receipts</b>	0.00		0.00
<b>TOTAL</b>	<b>0.00</b>		<b>0.00</b>
<b>Personnel Cost</b>	347,317,000.90	865,317,000.90	224,734,544.72
<b>Overhead Cost</b>	19,823,094,800.67	19,823,094,800.67	549,304,000.00
<b>Consolidated Revenue Charges</b>	1,634,246,791.16	496,741,791.20	176,385,079.60
<b>SUB-TOTAL</b>	<b>21,804,658,592.73</b>	<b>21,185,153,592.77</b>	<b>950,423,624.32</b>
<b>Capital Expenditure</b>	41,738,000,100.00	30,889,666,800.00	0.00
<b>TOTAL</b>	<b>63,542,658,692.73</b>	<b>52,074,820,392.77</b>	<b>950,423,624.32</b>





# CROSS RIVER STATE CHART OF ACCOUNT 2020

## GENERAL ADMINISTRATION

### 011113200100 IGADA INTERGOVERNMENTAL AFFAIRS DEPARTMENT, ABUJA

Fund	Administrative	Programme	Functic	Geo	Economic	Description	Approved Budget 2020	Approved Provision 2019	Actual Rev./Exp. Jan -Aug 2019
						<b>PERSONNEL COST</b>	<b>531,648.00</b>	<b>531,648.00</b>	<b>0.00</b>
					<b>21020100</b>	<b>ALLOWANCES</b>	<b>531,648.00</b>	<b>531,648.00</b>	<b>0.00</b>
02101	011113200100	0000000000000000	00000	50910899	21020101	Non Regular Allowances	531,648.00	531,648.00	0.00
						<b>OVERHEAD COST</b>	<b>48,543,800.00</b>	<b>48,543,800.00</b>	<b>0.00</b>
					<b>22020100</b>	<b>TRAVEL AND TRANSPORT - GENERAL</b>	<b>2,640,000.00</b>	<b>2,640,000.00</b>	<b>0.00</b>
02101	011113200100	0000000000000000	00000	50910899	22020101	Local Travel and Transport	2,640,000.00	2,640,000.00	0.00
					<b>22020200</b>	<b>UTILITIES - GENERAL</b>	<b>3,440,000.00</b>	<b>3,440,000.00</b>	<b>0.00</b>
02101	011113200100	0000000000000000	00000	50910899	22020206	Sewage Charges	480,000.00	480,000.00	0.00
02101	011113200100	0000000000000000	00000	50910899	22020212	Mails, Courier, Diplomatic Mail	20,000.00	20,000.00	0.00
02101	011113200100	0000000000000000	00000	50910899	22020203	Internet Access Charges	456,000.00	456,000.00	0.00
02101	011113200100	0000000000000000	00000	50910899	22020202	Telephone Charges	360,000.00	360,000.00	0.00
02101	011113200100	0000000000000000	00000	50910899	22020201	Electricity Charges	1,800,000.00	1,800,000.00	0.00
02101	011113200100	0000000000000000	00000	50910899	22020205	Water Rates_22020205	324,000.00	324,000.00	0.00
					<b>22020300</b>	<b>MATERIALS AND SUPPLIES - GENERAL</b>	<b>2,729,000.00</b>	<b>2,729,000.00</b>	<b>0.00</b>
02101	011113200100	0000000000000000	00000	50910899	22020315	Office Material And Supplies	1,631,000.00	1,631,000.00	0.00
02101	011113200100	0000000000000000	00000	50910899	22020316	Computer Materials And Supplies_22020316	738,000.00	738,000.00	0.00
02101	011113200100	0000000000000000	00000	50910899	22020304	Magazines and Periodicals	360,000.00	360,000.00	0.00
					<b>22020400</b>	<b>MAINTENANCE SERVICES - GENERAL</b>	<b>15,850,000.00</b>	<b>15,850,000.00</b>	<b>0.00</b>
02101	011113200100	0000000000000000	00000	50910899	22020414	Maintenance Of Computer And It Equipments	360,000.00	360,000.00	0.00
02101	011113200100	0000000000000000	00000	50910899	22020415	Maintenance Of Office Equipments	500,000.00	500,000.00	0.00
02101	011113200100	0000000000000000	00000	50910899	22020401	Maintenance Of Motor Vehicle/Transport Equipment	10,000,000.00	10,000,000.00	0.00
02101	011113200100	0000000000000000	00000	50910899	22020417	Maintenance Of Office Building	1,530,000.00	1,530,000.00	0.00
02101	011113200100	0000000000000000	00000	50910899	22020405	Maintenance Of Plants/Generators	2,520,000.00	2,520,000.00	0.00
02101	011113200100	0000000000000000	00000	50910899	22020402	Maintenance Of Office Furniture	940,000.00	940,000.00	0.00
					<b>22020600</b>	<b>OTHER SERVICES - GENERAL</b>	<b>23,040,000.00</b>	<b>23,040,000.00</b>	<b>0.00</b>
02101	011113200100	0000000000000000	00000	50910899	22020650	Mediation Committee At Intral Communal Clashes	21,540,000.00	21,540,000.00	0.00
02101	011113200100	0000000000000000	00000	50910899	22020651	Committee On Implementation On Government White Paper	1,500,000.00	1,500,000.00	0.00
					<b>22020900</b>	<b>FINANCIAL CHARGES - GENERAL</b>	<b>120,000.00</b>	<b>120,000.00</b>	<b>0.00</b>
02101	011113200100	0000000000000000	00000	50910899	22020901	Bank Charges (Other Than Interest)	120,000.00	120,000.00	0.00
					<b>22021000</b>	<b>MISCELLANEOUS EXPENSES GENERAL</b>	<b>724,800.00</b>	<b>724,800.00</b>	<b>0.00</b>
02101	011113200100	0000000000000000	00000	50910899	22021057	Entertainment at Meetings	724,800.00	724,800.00	0.00

30-2-2020



**CROSS RIVER STATE CHART OF ACCOUNT 2020**

**GENERAL ADMINISTRATION**

**011113200100 IGADA INTERGOVERNMENTAL AFFAIRS DEPARTMENT, ABUJA**

<u>Fund</u>	<u>Administrative</u>	<u>Programme</u>	<u>Funcic</u>	<u>Geo</u>	<u>Economic</u>	<u>Description</u>	<u>Approved Budget 2020</u>	<u>Approved Provision 2019</u>	<u>Actual Rev./Exp.</u> <u>Jan -Aug 2019</u>
<b>SUMMARY</b>									
						<b>Recurrent Revenue</b>	0		0.00
						<b>Capital Receipts</b>	0.00		0.00
						<b>TOTAL</b>	<b>0.00</b>		<b>0.00</b>
						<b>Personnel Cost</b>	531,648.00	531,648.00	0.00
						<b>Overhead Cost</b>	48,543,800.00	48,543,800.00	0.00
						<b>Consolidated Revenue Charges</b>			
						SUB-TOTAL	49,075,448.00	49,075,448.00	0.00
						<b>Capital Expenditure</b>			0.00
						<b>TOTAL</b>	<b>49,075,448.00</b>	<b>49,075,448.00</b>	<b>0.00</b>

30-2-2020  
  
 CERTIFIED TRUE COPY





# CROSS RIVER STATE CHART OF ACCOUNT 2020

## GENERAL ADMINISTRATION

### 011118400100 CRM CONFLICT RESOLUTION & MANAGEMENT OFFICE

Fund	Administrative	Programme	Functic	Geo	Economic	Description	Approved Budget 2020	Approved Provision 2019	Actual Rev./Exp. Jan -Aug 2019
<b>OVERHEAD COST</b>							<b>12,598,999.97</b>	<b>12,598,999.97</b>	<b>0.00</b>
<b>22020100 TRAVEL AND TRANSPORT - GENERAL</b>							<b>1,465,332.78</b>	<b>1,465,332.78</b>	<b>0.00</b>
02101	011118400100	0000000000000000	00000	50910899	22020101	Local Travel and Transport	1,465,332.78	1,465,332.78	0.00
<b>22020300 MATERIALS AND SUPPLIES - GENERAL</b>							<b>1,111,211.52</b>	<b>1,111,211.52</b>	<b>0.00</b>
02101	011118400100	0000000000000000	00000	50910899	22020315	Office Material And Supplies	1,025,733.72	1,025,733.72	0.00
02101	011118400100	0000000000000000	00000	50910899	22020316	Computer Materials And Supplies_22020316	85,477.80	85,477.80	0.00
<b>22020400 MAINTENANCE SERVICES - GENERAL</b>							<b>1,486,888.89</b>	<b>1,486,888.89</b>	<b>0.00</b>
02101	011118400100	0000000000000000	00000	50910899	22020401	Maintenance Of Motor Vehicle/Transport Equipment	1,120,555.56	1,120,555.56	0.00
02101	011118400100	0000000000000000	00000	50910899	22020415	Maintenance Of Office Equipments	366,333.33	366,333.33	0.00
<b>22020600 OTHER SERVICES - GENERAL</b>							<b>8,407,349.98</b>	<b>8,407,349.98</b>	<b>0.00</b>
02101	011118400100	0000000000000000	00000	50910899	22020651	Committee On Implementation On Government White Paper	2,136,944.40	2,136,944.40	0.00
02101	011118400100	0000000000000000	00000	50910899	22020650	Mediation Committee At Intral Communal Clashes	6,270,405.58	6,270,405.58	0.00
<b>22021000 MISCELLANEOUS EXPENSES GENERAL</b>							<b>128,216.80</b>	<b>128,216.80</b>	<b>0.00</b>
02101	011118400100	0000000000000000	00000	50910899	22021057	Entertainment at Meetings	128,216.80	128,216.80	0.00
<b>CONSOLIDATED REVENUE CHARGES</b>							<b>3,600,000.00</b>	<b>3,600,000.00</b>	<b>0.00</b>
02101	011118400100	0000000000000000	00000	50910899	21010103	Consolidated Revenue Fund Charge- Salaries	3,600,000.00	3,600,000.00	0.00

#### SUMMARY

Recurrent Revenue	0	0.00
Capital Receipts	0.00	0.00
<b>TOTAL</b>	<b>0.00</b>	<b>0.00</b>
Personnel Cost		0.00
Overhead Cost	12,598,999.97	12,598,999.97
Consolidated Revenue Charges	3,600,000.00	3,600,000.00
SUB-TOTAL	16,198,999.97	16,198,999.97
Capital Expenditure		0.00
<b>TOTAL</b>	<b>16,198,999.97</b>	<b>16,198,999.97</b>





# CROSS RIVER STATE CHART OF ACCOUNT 2020

## GENERAL ADMINISTRATION

### 011118500100 SSTA SENIOR SPECIAL ADVISER - TREASURY & AUDIT

Fund	Administrative	Programme	Functic	Geo	Economic	Description	Approved Budget 2020	Approved Provision 2019	Actual Rev./Exp. Jan -Aug 2019
<b>OVERHEAD COST</b>							<b>5,000,000.00</b>	<b>0.00</b>	<b>0.00</b>
<b>22020100 TRAVEL AND TRANSPORT - GENERAL</b>							<b>3,000,000.00</b>	<b>0.00</b>	<b>0.00</b>
02101	011118500100	0000000000000000	00000	50910899	22020101	Local Travel and Transport	3,000,000.00	0.00	0.00
<b>22020200 UTILITIES - GENERAL</b>							<b>130,074.00</b>	<b>0.00</b>	<b>0.00</b>
02101	011118500100	0000000000000000	00000	50910899	22020212	Mails, Courier, Diplomatic Mail	130,074.00	0.00	0.00
<b>22020300 MATERIALS AND SUPPLIES - GENERAL</b>							<b>1,700,000.00</b>	<b>0.00</b>	<b>0.00</b>
02101	011118500100	0000000000000000	00000	50910899	22020315	Office Material And Supplies	1,000,000.00	0.00	0.00
02101	011118500100	0000000000000000	00000	50910899	22020316	Computer Materials And Supplies_22020316	700,000.00	0.00	0.00
<b>22021000 MISCELLANEOUS EXPENSES GENERAL</b>							<b>169,926.00</b>	<b>0.00</b>	<b>0.00</b>
02101	011118500100	0000000000000000	00000	50910899	22021057	Entertainment at Meetings	169,926.00	0.00	0.00
<b>CONSOLIDATED REVENUE CHARGES</b>							<b>3,600,000.00</b>	<b>0.00</b>	<b>0.00</b>
02101	011118500100	0000000000000000	00000	50910899	21010103	Consolidated Revenue Fund Charge- Salaries	3,600,000.00	0.00	0.00
<b>CAPITAL EXPENDITURE</b>							<b>22,000,000.00</b>	<b>0.00</b>	<b>0.00</b>
03101	011118500100	9900000000030596	70161	50910899	23050109	Analysis Forensic Application	10,000,000.00	0.00	0.00
03101	011118500100	9900000000030600	70131	50910899	23050101	Seminar & Workshop	1,000,000.00	0.00	0.00
03101	011118500100	9900000000030598	70133	50910899	23050110	System Application	3,000,000.00	0.00	0.00
03101	011118500100	9900000000030597	70134	50910899	23040107	IT Systems	3,000,000.00	0.00	0.00
03101	011118500100	9900000000030599	70150	50910899	32010511	System Software for Report	5,000,000.00	0.00	0.00

#### SUMMARY

Recurrent Revenue	0	0.00
Capital Receipts	0.00	0.00
<b>TOTAL</b>	<b>0.00</b>	<b>0.00</b>
Personnel Cost		0.00
Overhead Cost	5,000,000.00	0.00
Consolidated Revenue Charges	3,600,000.00	0.00
SUB-TOTAL	8,600,000.00	0.00
Capital Expenditure	22,000,000.00	0.00
<b>TOTAL</b>	<b>30,600,000.00</b>	<b>0.00</b>





**CROSS RIVER STATE CHART OF ACCOUNT 2020**  
**GENERAL ADMINISTRATION**  
**011118600100 LAG LEGAL ADVISER TO THE GOVERNOR**

Fund	Administrative	Programme	Func	Geo	Economic	Description	Approved Budget 2020	Approved Provision 2019	Actual Rev./Exp. Jan -Aug 2019
<b>OVERHEAD COST</b>							<b>600,000.00</b>	<b>600,000.00</b>	<b>0.00</b>
<b>22020100 TRAVEL AND TRANSPORT - GENERAL</b>							<b>200,000.00</b>	<b>200,000.00</b>	<b>0.00</b>
02101	011118600100	0000000000000000	00000	50910899	22020101	Local Travel and Transport	200,000.00	200,000.00	0.00
<b>22020300 MATERIALS AND SUPPLIES - GENERAL</b>							<b>150,000.00</b>	<b>150,000.00</b>	<b>0.00</b>
02101	011118600100	0000000000000000	00000	50910899	22020316	Computer Materials And Supplies_22020316	50,000.00	50,000.00	0.00
02101	011118600100	0000000000000000	00000	50910899	22020315	Office Material And Supplies	100,000.00	100,000.00	0.00
<b>22020400 MAINTENANCE SERVICES - GENERAL</b>							<b>250,000.00</b>	<b>250,000.00</b>	<b>0.00</b>
02101	011118600100	0000000000000000	00000	50910899	22020415	Maintenance Of Office Equipments	50,000.00	50,000.00	0.00
02101	011118600100	0000000000000000	00000	50910899	22020401	Maintenance Of Motor Vehicle/Transport Equipment	100,000.00	100,000.00	0.00
02101	011118600100	0000000000000000	00000	50910899	22020414	Maintenance Of Computer And It Equipments	50,000.00	50,000.00	0.00
02101	011118600100	0000000000000000	00000	50910899	22020402	Maintenance Of Office Furniture	50,000.00	50,000.00	0.00
<b>CONSOLIDATED REVENUE CHARGES</b>							<b>3,600,000.00</b>	<b>3,600,000.00</b>	<b>0.00</b>
02101	011118600100	0000000000000000	00000	50910899	21010103	Consolidated Revenue Fund Charge- Salaries	3,600,000.00	3,600,000.00	0.00

**SUMMARY**

<b>Recurrent Revenue</b>	0	0.00
<b>Capital Receipts</b>	0.00	0.00
<b>TOTAL</b>	<b>0.00</b>	<b>0.00</b>
<b>Personnel Cost</b>		0.00
<b>Overhead Cost</b>	600,000.00	600,000.00
<b>Consolidated Revenue Charges</b>	3,600,000.00	3,600,000.00
<b>SUB-TOTAL</b>	4,200,000.00	4,200,000.00
<b>Capital Expenditure</b>		0.00
<b>TOTAL</b>	<b>4,200,000.00</b>	<b>4,200,000.00</b>





# CROSS RIVER STATE CHART OF ACCOUNT 2020

## GENERAL ADMINISTRATION

### 011118800100 PME PROJECT/PROGRAMMES MONITORING EVALUATION UNIT

Fund	Administrative	Programme	Func	Geo	Economic	Description	Approved Budget 2020	Approved Provision 2019	Actual Rev./Exp. Jan -Aug 2019
<b>PERSONNEL COST</b>							<b>0.00</b>	<b>10,248,288.38</b>	<b>0.00</b>
<b>21010100 SALARIES AND WAGES</b>							<b>0.00</b>	<b>6,733,116.96</b>	<b>0.00</b>
02101	011118800100	0000000000000000	00000	50910899	21010101	Salary	0.00	6,733,116.96	0.00
<b>21020100 ALLOWANCES</b>							<b>0.00</b>	<b>3,515,171.42</b>	<b>0.00</b>
02101	011118800100	0000000000000000	00000	50910899	21020105	Rent	0.00	2,138,225.00	0.00
02101	011118800100	0000000000000000	00000	50910899	21020103	Leave Grant	0.00	213,822.50	0.00
02101	011118800100	0000000000000000	00000	50910899	21020106	Transport	0.00	554,721.82	0.00
02101	011118800100	0000000000000000	00000	50910899	21020104	Meal Subsidy_21020104	0.00	156,184.70	0.00
02101	011118800100	0000000000000000	00000	50910899	21020107	Utility	0.00	146,505.76	0.00
02101	011118800100	0000000000000000	00000	50910899	21020108	Domestic Servant	0.00	294,311.64	0.00
02101	011118800100	0000000000000000	00000	50910899	21020109	Entertainment	0.00	11,400.00	0.00
<b>OVERHEAD COST</b>							<b>14,400,000.00</b>	<b>14,400,000.00</b>	<b>0.00</b>
<b>22020100 TRAVEL AND TRANSPORT - GENERAL</b>							<b>4,680,000.00</b>	<b>4,680,000.00</b>	<b>0.00</b>
02101	011118800100	0000000000000000	00000	50910899	22020101	Local Travel and Transport	4,680,000.00	4,680,000.00	0.00
<b>22020200 UTILITIES - GENERAL</b>							<b>554,225.00</b>	<b>554,225.00</b>	<b>0.00</b>
02101	011118800100	0000000000000000	00000	50910899	22020212	Mails, Courier, Diplomatic Mail	229,225.00	229,225.00	0.00
02101	011118800100	0000000000000000	00000	50910899	22020205	Water Rates_22020205	325,000.00	325,000.00	0.00
<b>22020300 MATERIALS AND SUPPLIES - GENERAL</b>							<b>2,456,030.76</b>	<b>2,456,030.76</b>	<b>0.00</b>
02101	011118800100	0000000000000000	00000	50910899	22020315	Office Material And Supplies	1,337,862.76	1,337,862.76	0.00
02101	011118800100	0000000000000000	00000	50910899	22020316	Computer Materials And Supplies_22020316	1,118,168.00	1,118,168.00	0.00
<b>22020400 MAINTENANCE SERVICES - GENERAL</b>							<b>5,317,444.24</b>	<b>5,317,444.24</b>	<b>0.00</b>
02101	011118800100	0000000000000000	00000	50910899	22020402	Maintenance Of Office Furniture	500,000.00	500,000.00	0.00
02101	011118800100	0000000000000000	00000	50910899	22020405	Maintenance Of Plants/Generators	1,518,715.24	1,518,715.24	0.00
02101	011118800100	0000000000000000	00000	50910899	22020415	Maintenance Of Office Equipments	807,453.00	807,453.00	0.00
02101	011118800100	0000000000000000	00000	50910899	22020401	Maintenance Of Motor Vehicle/Transport Equipment	2,491,276.00	2,491,276.00	0.00
<b>22020600 OTHER SERVICES - GENERAL</b>							<b>657,121.00</b>	<b>657,121.00</b>	<b>0.00</b>
02101	011118800100	0000000000000000	00000	50910899	22020639	Press And Public Relation/ Advertisement	657,121.00	657,121.00	0.00
<b>22021000 MISCELLANEOUS EXPENSES GENERAL</b>							<b>735,179.00</b>	<b>735,179.00</b>	<b>0.00</b>
02101	011118800100	0000000000000000	00000	50910899	22021057	Entertainment at Meetings	735,179.00	735,179.00	0.00
<b>CAPITAL EXPENDITURE</b>							<b>47,500,000.00</b>	<b>47,500,000.00</b>	
03101	011118800100	099000000018903	70621	50910899	23030101	Renovation of Office	10,000,000.00	10,000,000.00	
03101	011118800100	099000000018906	70133	50910899	23050103	Monitoring (Project Inspection / Commissioning)	20,000,000.00	20,000,000.00	
03101	011118800100	099000000018907	70161	50910899	23050101	CRS Annual Project Directory	5,000,000.00	5,000,000.00	
03101	011118800100	099000000018905	70133	50910899	23050103	Manual of Procedure for M&E	3,000,000.00	3,000,000.00	
03101	011118800100	099000000018902	70621	50910899	32010923	Production of Reports (Regular, Quarterly, Annual)	3,000,000.00	3,000,000.00	
03101	011118800100	099000000018901	70411	50910899	23050105	Stakeholders Consultative Forum	5,000,000.00	5,000,000.00	
03101	011118800100	099000000018904	70161	50910899	32010613	Production of Project Archive	1,500,000.00	1,500,000.00	

**CERTIFIED TRUE COPY**



**CROSS RIVER STATE CHART OF ACCOUNT 2020**

**GENERAL ADMINISTRATION**

**011118800100 PME PROJECT/PROGRAMMES MONITORING EVALUATION UNIT**

<u>Fund</u>	<u>Administrative</u>	<u>Programme</u>	<u>Functic</u>	<u>Geo</u>	<u>Economic</u>	<u>Description</u>	<u>Approved Budget 2020</u>	<u>Approved Provision 2019</u>	<u>Actual Rev./Exp.</u> <u>Jan -Aug 2019</u>
<b>SUMMARY</b>									
						<b>Recurrent Revenue</b>	0		0.00
						<b>Capital Receipts</b>	0.00		0.00
						<b>TOTAL</b>	<b>0.00</b>		<b>0.00</b>
						<b>Personnel Cost</b>	0.00	10,248,288.38	0.00
						<b>Overhead Cost</b>	14,400,000.00	14,400,000.00	0.00
						<b>Consolidated Revenue Charges</b>			0.00
						SUB-TOTAL	14,400,000.00	24,648,288.38	0.00
						<b>Capital Expenditure</b>	47,500,000.00	47,500,000.00	0.00
						<b>TOTAL</b>	<b>61,900,000.00</b>	<b>72,148,288.38</b>	<b>0.00</b>

30-2-2020



**CROSS RIVER STATE CHART OF ACCOUNT 2020**  
**GENERAL ADMINISTRATION**  
**011200300100 CRSHOA CRS HOUSE OF ASSEMBLY**

Fund	Administrative	Programme	Func	Geo	Economic	Description	Approved Budget 2020	Approved Provision 2019	Actual Rev./Exp. Jan -Aug 2019
<b>CAPITAL RECEIPTS</b>							<b>700,000,000.00</b>	<b>200,000,000.00</b>	<b>0.00</b>
<b>14020200 OTHER CAPITAL RECEIPTS_14020200</b>							<b>700,000,000.00</b>	<b>200,000,000.00</b>	<b>0.00</b>
02101	011200300100	0000000000000000	00000	50910899	14020206	Local Government Contribution	700,000,000.00	200,000,000.00	0.00
<b>PERSONNEL COST</b>							<b>257,165,785.00</b>	<b>247,062,582.00</b>	<b>136,201,018.00</b>
<b>21010100 SALARIES AND WAGES</b>							<b>122,392,897.00</b>	<b>115,953,011.00</b>	<b>51,534,703.00</b>
02101	011200300100	0000000000000000	00000	50910899	21010101	Salary	122,392,897.00	115,953,011.00	51,534,703.00
<b>21020100 ALLOWANCES</b>							<b>134,772,888.00</b>	<b>131,109,571.00</b>	<b>84,666,315.00</b>
02101	011200300100	0000000000000000	00000	50910899	21020163	Security Allowance	2,192,918.00	2,192,918.00	1,102,364.00
02101	011200300100	0000000000000000	00000	50910899	21020162	Sitting Allowance	1,668,768.00	1,530,836.00	748,139.00
02101	011200300100	0000000000000000	00000	50910899	21020161	Legislative	18,025,220.00	17,819,998.00	8,074,396.00
02101	011200300100	0000000000000000	00000	50910899	21020107	Utility	1,972,187.00	1,543,665.00	967,726.00
02101	011200300100	0000000000000000	00000	50910899	21020106	Transport	12,861,400.00	11,934,532.00	5,487,809.00
02101	011200300100	0000000000000000	00000	50910899	21020144	Research Allowance	877,166.00	877,166.00	81,098.00
02101	011200300100	0000000000000000	00000	50910899	21020105	Rent	41,524,947.00	39,690,396.00	40,030,999.00
02101	011200300100	0000000000000000	00000	50910899	21020132	Uniform Allowance_21020132	28,310.00	28,310.00	14,167.00
02101	011200300100	0000000000000000	00000	50910899	21020108	Domestic Servant	6,987,777.00	6,071,015.00	3,945,767.00
02101	011200300100	0000000000000000	00000	50910899	21020109	Entertainment	643,786.00	136,800.00	427,340.00
02101	011200300100	0000000000000000	00000	50910899	21020111	Vehicle Maintainance	1,096,458.00	1,098,459.00	551,182.00
02101	011200300100	0000000000000000	00000	50910899	21020118	Inducement Allowance	21,261,759.00	23,566,478.00	9,553,963.00
02101	011200300100	0000000000000000	00000	50910899	21020113	Hard Allowance	156,168.00	156,168.00	80,427.00
02101	011200300100	0000000000000000	00000	50910899	21020160	Paramount Rulers	1,637,859.00	1,804,990.00	1,066,085.00
02101	011200300100	0000000000000000	00000	50910899	21020119	Uniform Allowance_21020119	216,559.00	618,555.00	103,447.00
02101	011200300100	0000000000000000	00000	50910899	21020151	Shifting	106,194.00	106,194.00	54,690.00
02101	011200300100	0000000000000000	00000	50910899	21020104	Meal Subsidy_21020104	2,758,388.00	2,299,127.00	1,453,592.00
02101	011200300100	0000000000000000	00000	50910899	21020140	Outfit Allowance	10,505,572.00	10,483,280.00	5,390,238.00
02101	011200300100	0000000000000000	00000	50910899	21020135	Medical Allowance	735,166.00	735,166.00	440,945.00
02101	011200300100	0000000000000000	00000	50910899	21020139	Other Special Allowance	921,204.00	56,004.00	397,596.00
02101	011200300100	0000000000000000	00000	50910899	21020115	Hazard Allowance	438,000.00	444,000.00	211,000.00
02101	011200300100	0000000000000000	00000	50910899	21020103	Leave Grant	8,157,082.00	7,915,514.00	4,483,345.00
<b>OVERHEAD COST</b>							<b>5,429,845,802.00</b>	<b>3,364,645,752.00</b>	<b>281,984,000.00</b>
<b>22020100 TRAVEL AND TRANSPORT - GENERAL</b>							<b>1,958,473,444.00</b>	<b>1,958,873,444.00</b>	<b>137,111,500.00</b>
02101	011200300100	0000000000000000	00000	50910899	22020107	Oversea Travel and Transport	1,000,000,000.00	1,000,000,000.00	0.00
02101	011200300100	0000000000000000	00000	50910899	22020106	Constituency Tour Visitation	254,073,444.00	254,073,444.00	63,339,500.00
02101	011200300100	0000000000000000	00000	50910899	22020102	Local Travel and Transport	204,400,000.00	204,800,000.00	73,772,000.00
02101	011200300100	0000000000000000	00000	50910899	22020105	Local Government Oversight Activities	500,000,000.00	500,000,000.00	0.00
<b>22020200 UTILITIES - GENERAL</b>							<b>23,450,000.00</b>	<b>23,450,000.00</b>	<b>0.00</b>
02101	011200300100	0000000000000000	00000	50910899	22020211	Other Utility	2,450,000.00	2,450,000.00	0.00
02101	011200300100	0000000000000000	00000	50910899	22020212	Mails, Courier, Diplomatic Mail	2,700,000.00	2,700,000.00	0.00
02101	011200300100	0000000000000000	00000	50910899	22020202	Telephone Charges	18,300,000.00	18,300,000.00	0.00

30-20-20  
**CERTIFIED TRUE COPY**




**CROSS RIVER STATE CHART OF ACCOUNT 2020**

**GENERAL ADMINISTRATION**

**011200300100 CRSHOA CRS HOUSE OF ASSEMBLY**

Fund	Administrative	Programme	Funcitc	Geo	Economic	Description	Approved Budget 2020	Approved Provision 2019	Actual Rev./Exp. Jan -Aug 2019
<b>22020300 MATERIALS AND SUPPLIES - GENERAL</b>							<b>43,870,634.00</b>	<b>38,620,584.00</b>	<b>1,800,000.00</b>
02101	011200300100	0000000000000000	00000	50910899	22020314	Other Material and Supplies	11,978,970.00	11,978,920.00	0.00
02101	011200300100	0000000000000000	00000	50910899	22020307	Drugs/Laboratory/Medical Supplies	1,822,000.00	1,822,000.00	0.00
02101	011200300100	0000000000000000	00000	50910899	22020315	Office Material And Supplies	6,956,734.00	6,956,734.00	0.00
02101	011200300100	0000000000000000	00000	50910899	22020316	Computer Materials And Supplies_22020316	16,353,530.00	16,353,530.00	0.00
02101	011200300100	0000000000000000	00000	50910899	22020309	Uniforms and Other Clothing	300,000.00	300,000.00	0.00
02101	011200300100	0000000000000000	00000	50910899	22020304	Magazines and Periodicals	735,000.00	735,000.00	0.00
02101	011200300100	0000000000000000	00000	50910899	22020302	Books_22020302	5,724,400.00	474,400.00	1,800,000.00
<b>22020400 MAINTENANCE SERVICES - GENERAL</b>							<b>94,112,600.00</b>	<b>94,112,600.00</b>	<b>0.00</b>
02101	011200300100	0000000000000000	00000	50910899	22020404	Maintenance Of Office / It Equipments	950,000.00	950,000.00	0.00
02101	011200300100	0000000000000000	00000	50910899	22020401	Maintenance Of Motor Vehicle/Transport Equipment	53,203,000.00	53,203,000.00	0.00
02101	011200300100	0000000000000000	00000	50910899	22020405	Maintenance Of Plants/Generators	24,048,000.00	24,048,000.00	0.00
02101	011200300100	0000000000000000	00000	50910899	22020415	Maintenance Of Office Equipments	8,777,150.00	8,777,150.00	0.00
02101	011200300100	0000000000000000	00000	50910899	22020414	Maintenance Of Computer And It Equipments	3,442,800.00	3,442,800.00	0.00
02101	011200300100	0000000000000000	00000	50910899	22020402	Maintenance Of Office Furniture	3,691,650.00	3,691,650.00	0.00
<b>22020500 TRAINING - GENERAL</b>							<b>750,000,000.00</b>	<b>750,000,000.00</b>	<b>0.00</b>
02101	011200300100	0000000000000000	00000	50910899	22020501	Local Training	100,000,000.00	100,000,000.00	0.00
02101	011200300100	0000000000000000	00000	50910899	22020502	International Training	500,000,000.00	500,000,000.00	0.00
02101	011200300100	0000000000000000	00000	50910899	22020503	Research And Capacity Building	150,000,000.00	150,000,000.00	0.00
<b>22020600 OTHER SERVICES - GENERAL</b>							<b>314,631,120.00</b>	<b>310,631,120.00</b>	<b>138,461,500.00</b>
02101	011200300100	0000000000000000	00000	50910899	22020639	Press And Public Relation/ Advertisement	10,900,000.00	10,900,000.00	0.00
02101	011200300100	0000000000000000	00000	50910899	22020601	Security Services	7,320,000.00	7,320,000.00	6,734,000.00
02101	011200300100	0000000000000000	00000	50910899	22020671	Committes Allowance	176,800,000.00	176,800,000.00	91,687,500.00
02101	011200300100	0000000000000000	00000	50910899	22020635	Other Service	29,611,120.00	29,611,120.00	0.00
02101	011200300100	0000000000000000	00000	50910899	22020605	Cleaning and Fumigation Services	2,000,000.00	2,000,000.00	0.00
02101	011200300100	0000000000000000	00000	50910899	22020604	Security Vote (Including Operations)	88,000,000.00	84,000,000.00	40,040,000.00
<b>22020700 CONSULTING AND PROFESSIONAL SERVICES - GEN</b>							<b>100,000,000.00</b>	<b>100,000,000.00</b>	<b>0.00</b>
02101	011200300100	0000000000000000	00000	50910899	22020718	Professional And Consultancy Services	100,000,000.00	100,000,000.00	0.00
<b>22020900 FINANCIAL CHARGES - GENERAL</b>							<b>8,500,002.00</b>	<b>850,000.00</b>	<b>0.00</b>
02101	011200300100	0000000000000000	00000	50910899	22020901	Bank Charges (Other Than Interest)	8,500,002.00	850,000.00	0.00
<b>22021000 MISCELLANEOUS EXPENSES GENERAL</b>							<b>2,136,808,002.00</b>	<b>88,108,004.00</b>	<b>4,611,000.00</b>
02101	011200300100	0000000000000000	00000	50910899	22021055	Gifts, Sourvenir, etc.	9,400,000.00	9,400,000.00	0.00
02101	011200300100	0000000000000000	00000	50910899	22021041	Contingency	15,500,000.00	13,500,000.00	0.00
02101	011200300100	0000000000000000	00000	50910899	22021037	Margin For Increase In Costs	2,046,699,998.00	0.00	0.00
02101	011200300100	0000000000000000	00000	50910899	22021057	Entertainment at Meetings	1,060,000.00	1,060,000.00	0.00
02101	011200300100	0000000000000000	00000	50910899	22021053	Hospitality_22021053	64,148,004.00	64,148,004.00	4,611,000.00
<b>CONSOLIDATED REVENUE CHARGES</b>							<b>1,053,478,655.00</b>	<b>1,053,360,974.00</b>	<b>239,681,663.00</b>
02101	011200300100	0000000000000000	00000	50910899	21010103	Consolidated Revenue Fund Charge- Salaries	1,053,478,655.00	1,053,360,974.00	239,681,663.00
<b>CAPITAL EXPENDITURE</b>							<b>6,255,076,046.50</b>	<b>5,254,076,046.50</b>	








# CROSS RIVER STATE CHART OF ACCOUNT 2020

## GENERAL ADMINISTRATION

### 011200300100 CRSHOA CRS HOUSE OF ASSEMBLY

Fund	Administrative	Programme	Functic	Geo	Economic	Description	Approved Budget 2020	Approved Provision 2019	Actual Rev./Exp. Jan -Aug 2019
03101	011200300100	099000000019036	70131	50910899	23050104	Legislation Week Activities	50,000,000.00	50,000,000.00	
03101	011200300100	099000000019038	70161	50910899	23050111	Bills and Motions	5,000,000.00	5,000,000.00	
03101	011200300100	099000000019034	70131	50910899	32010570	Purchase of 4No Digital Video Camera	12,000,000.00	12,000,000.00	
03101	011200300100	099000000019046	70131	50910899	32010919	Law Books			
03101	011200300100	099000000019045	70131	50910899	23010122	Procurement of Medical Equipments for Assembly Clinic	5,000,000.00	5,000,000.00	
03101	011200300100	099000000019052	70161	50910899	23020101	Esatblishment of 25 Constituency Offices	350,000,000.00	350,000,000.00	
03101	011200300100	099000000019051	70131	50910899	23010117	Purcahse of 8 Nos Shredding	10,000,000.00	10,000,000.00	
03101	011200300100	099000000019050	70131	50910899	23050101	Capacity Building Staff	50,000,000.00	50,000,000.00	
03101	011200300100	099000000019049	70131	50910899	23030120	Maintenance of Admin Block and chambers	75,000,000.00	75,000,000.00	
03101	011200300100	099000000019044	70161	50910899	32040101	Medical Outreach Project	500,000.00	500,000.00	
03101	011200300100	099000000019054	70131	50910899	23050114	CPA International	250,000,000.00	250,000,000.00	
03101	011200300100	099000000019047	70131	50910899	32010919	procurement /Installation of E-Library	10,000,000.00	10,000,000.00	
03101	011200300100	099000000019055	70631	50910899	32010214	Provision of Borehole and Overhead Tank at the Complex	10,000,000.00	10,000,000.00	
03101	011200300100	099000000019043	70161	50910899	23050103	Enactment of fiscal responsibility and Debt Magt. Act. (NPOA)	5,000,000.00	5,000,000.00	
03101	011200300100	099000000019042	70161	50910899	23050103	Parliamentary Union Due	50,000,000.00	50,000,000.00	
03101	011200300100	099000000019041	70161	50910899	23050103	Quarterly Detailed Report of the Activity of the House of Assembly	5,000,000.00	5,000,000.00	
03101	011200300100	099000000019040	70161	50910899	23050103	Annual Report of the Activities of the House (Retro Activity)	20,000,000.00	20,000,000.00	
03101	011200300100	099000000019039	70161	50910899	23050103	Abridge Copies of the Reports for other Arms of Government and the Electorate	5,000,000.00	5,000,000.00	
03101	011200300100	099000000019048	70131	50910899	23050116	Purchase of Reference Material	5,000,000.00	5,000,000.00	
03101	011200300100	099000000019029	70112	50910899	23010114	Capital Services Provision	500,000,000.00	1,500,000,000.00	
03101	011200300100	099000000019011	70131	50910899	23030120	Renovation of Quarters	75,000,000.00	75,000,000.00	
03101	011200300100	099000000019010	70131	50910899	23030120	Re-building of broken fence in Assembly Qtrs	20,500,000.00	20,500,000.00	
03101	011200300100	099000000019009	70561	50910899	23040102	Arresting Erosion Threat to Chamber Building	10,000,000.00	10,000,000.00	
03101	011200300100	099000000019008	70131	50910899	23020101	Construction of Symbol of Authority	15,000,000.00	15,000,000.00	
03101	011200300100	099000000019007	70131	50910899	23030104	Plumbing, Renovation and Replacement of Fittings and Pipes	2,000,000.00	2,000,000.00	
03101	011200300100	099000000019006	70131	50910899	23010115	Procurement of copiers with Print/Scan/Fax Facilities	10,000,000.00	10,000,000.00	
03101	011200300100	099000000019014	70131	50910899	23030120	Furnishing / Equiping of Committee Conference Rooms and Offices	10,000,000.00	10,000,000.00	
03101	011200300100	099000000019028	70131	50910899	23010139	Provision of Conference Table/Swievel Chairs for Budget/PRS Data Centre	15,000,000.00	15,000,000.00	
03101	011200300100	099000000019035	70131	50910899	32010508	Purchase of Projector and Screen/Audio Console/Speakers	5,000,000.00	5,000,000.00	
03101	011200300100	099000000019033	70131	50910899	23050103	Quarterly Budget Review and Performance Evaluation by Finance and Appropriation Committee	5,000,000.00	5,000,000.00	
03101	011200300100	099000000019032	70131	50910899	23010139	Purchase of Office Equipment	45,749,446.50	45,749,446.50	
03101	011200300100	099000000019022	70131	50910899	23030120	Re-roofing of CRS House Assembly Complex	150,000,000.00	150,000,000.00	







**CROSS RIVER STATE CHART OF ACCOUNT 2020**

**GENERAL ADMINISTRATION**

**011200300100 CRSHOA CRS HOUSE OF ASSEMBLY**

Fund	Administrative	Programme	Func	Geo	Economic	Description	Approved Budget 2020	Approved Provision 2019	Actual Rev./Exp. Jan -Aug 2019
03101	011200300100	099000000019020	70131	50910899	23050101	Capacity Building for members of the State House of Assembly (NPOA)	10,000,000.00	10,000,000.00	
03101	011200300100	099000000019024	70131	50910899	23050102	Purchase/Installation of 1No New Server and Accessories	10,000,000.00	10,000,000.00	
03101	011200300100	099000000019003	70131	50910899	23010129	Provision of Industrial Printer,RISO Comcolour Machine for Budget Department Office	25,000,000.00	25,000,000.00	
03101	011200300100	099000000019027	70131	50910899	23010119	Purchase of 30KVA Inverter/Solar Panel for Budget/PRS Department	35,000,000.00	35,000,000.00	
03101	011200300100	099000000019026	70131	50910899	23050102	Purchase of Customized Software (IPSAS Compliance)	50,000,000.00	50,000,000.00	
03101	011200300100	099000000019025	70131	50910899	23050103	Survey / DataBank	5,000,000.00	5,000,000.00	
03101	011200300100	099000000019053	70131	50910899	23050114	CPA African	250,000,000.00	250,000,000.00	
03101	011200300100	099000000019023	70131	50910899	23030126	Quarterly Maintenance of Customized Software	35,000,000.00	35,000,000.00	
03101	011200300100	099000000019030	70131	50910899	23010114	Provision of Printing Machine for House of Assembly	30,000,000.00	30,000,000.00	
03101	011200300100	099000000019005	70131	50910899	23010113	Procurement of 1 No. Multi Purpose Computer & Accessories	28,201,000.00	28,201,000.00	
03101	011200300100	099000000019002	70451	50910899	23010105	Purchase of Vehicles	1,797,000,000.00	1,797,000,000.00	
03101	011200300100	099000000019001	70641	50910899	23020123	Street lighting of the Assembly Complex	2,000,000.00	1,000,000.00	
03101	011200300100	099000000019004	70131	50910899	23010112	Purchase of Office Furniture	25,612,000.00	25,612,000.00	
03101	011200300100	099000000019031	70131	50910899	23010140	Provision of Intercom System for House of Assembly Complex and Quarter	25,313,600.00	25,313,600.00	
03101	011200300100	099000000019017	70133	50910899	23050110	Pilgrimage	30,000,000.00	30,000,000.00	
03101	011200300100	099000000019037	70131	50910899	23050103	Legislative Budget Defense / Bilateral Discussion	30,000,000.00	30,000,000.00	
03101	011200300100	099000000019012	70131	50910899	23030120	Furnishing of Administrative Block	5,000,000.00	5,000,000.00	
03101	011200300100	099000000019056	70631	50910899	32010214	Medical Expenses for ex-legislators	2,000,000,000.00		
03101	011200300100	099000000019019	70135	50910899	23050115	Domestication of outstanding Standards and Codes (NPOA)	3,000,000.00	3,000,000.00	
03101	011200300100	099000000019018	70131	50910899	23050116	400 No. Scrip ALMANAC of Members	50,000,000.00	50,000,000.00	
03101	011200300100	099000000019016	70131	50910899	23030120	Renovation of Hon. Speaker's Guest House	3,000,000.00	3,000,000.00	
03101	011200300100	099000000019015	70131	50910899	23030120	Renovation and furnishing of Official Residence of the Speaker and Deputy Speaker	10,000,000.00	10,000,000.00	
03101	011200300100	099000000019021	70131	50910899	23010122	Equipping and Restructuring of the Assembly Clinic	10,000,000.00	10,000,000.00	
03101	011200300100	099000000019013	70131	50910899	23020101	Construction/Equipping Public Relations/Reception Office adjoining Administrative Block in CRSHA	5,200,000.00	5,200,000.00	

30-2-2020



**CROSS RIVER STATE CHART OF ACCOUNT 2020**  
**GENERAL ADMINISTRATION**  
**011200300100 CRSHOA CRS HOUSE OF ASSEMBLY**

<u>Fund</u>	<u>Administrative</u>	<u>Programme</u>	<u>Funcic</u>	<u>Geo</u>	<u>Economic</u>	<u>Description</u>	<u>Approved Budget 2020</u>	<u>Approved Provision 2019</u>	<u>Actual Rev./Exp.</u> <u>Jan -Aug 2019</u>
<b>SUMMARY</b>									
						<b>Recurrent Revenue</b>	0		0.00
						<b>Capital Receipts</b>	700,000,000.00	200,000,000.00	0.00
						<b>TOTAL</b>	<b>700,000,000.00</b>	<b>200,000,000.00</b>	<b>0.00</b>
						<b>Personnel Cost</b>	257,165,785.00	247,062,582.00	136,201,018.00
						<b>Overhead Cost</b>	5,429,845,802.00	3,364,645,752.00	281,984,000.00
						<b>Consolidated Revenue Charges</b>	1,053,478,655.00	1,053,360,974.00	239,681,663.00
						SUB-TOTAL	6,740,490,242.00	4,665,069,308.00	657,866,681.00
						<b>Capital Expenditure</b>	6,255,076,046.50	5,254,076,046.50	0.00
						<b>TOTAL</b>	<b>12,995,566,288.50</b>	<b>9,919,145,354.50</b>	<b>657,866,681.00</b>

30-2-2020  
 CERTIFIED TRUE COPY




**CROSS RIVER STATE CHART OF ACCOUNT 2020**

**GENERAL ADMINISTRATION**

**011200500100 IPAD INTER PARTY AFFAIRS DEPARTMENT**

Fund	Administrative	Programme	Funcitic	Geo	Economic	Description	Approved Budget 2020	Approved Provision 2019	Actual Rev./Exp. Jan -Aug 2019
<b>RECURRENT REVENUE</b>							<b>500,000.00</b>	<b>500,000.00</b>	<b>0.00</b>
<b>12020600 SALES - GENERAL</b>							<b>500,000.00</b>	<b>500,000.00</b>	<b>0.00</b>
02101	011200500100	0000000000000000	00000	50910899	12020676	Sales Of Security Services	500,000.00	500,000.00	0.00
<b>PERSONNEL COST</b>							<b>3,709,632.57</b>	<b>3,709,632.57</b>	<b>0.00</b>
<b>21010100 SALARIES AND WAGES</b>							<b>2,348,768.47</b>	<b>2,348,768.47</b>	<b>0.00</b>
02101	011200500100	0000000000000000	00000	50910899	21010101	Salary	2,348,768.47	2,348,768.47	0.00
<b>21020100 ALLOWANCES</b>							<b>1,360,864.10</b>	<b>1,360,864.10</b>	<b>0.00</b>
02101	011200500100	0000000000000000	00000	50910899	21020107	Utility	33,332.86	33,332.86	0.00
02101	011200500100	0000000000000000	00000	50910899	21020106	Transport	244,279.20	244,279.20	0.00
02101	011200500100	0000000000000000	00000	50910899	21020105	Rent	856,401.04	856,401.04	0.00
02101	011200500100	0000000000000000	00000	50910899	21020104	Meal Subsidy_21020104	55,570.68	55,570.68	0.00
02101	011200500100	0000000000000000	00000	50910899	21020103	Leave Grant	171,280.32	171,280.32	0.00
<b>OVERHEAD COST</b>							<b>20,000,000.00</b>	<b>20,000,000.00</b>	<b>0.00</b>
<b>22020100 TRAVEL AND TRANSPORT - GENERAL</b>							<b>432,000.00</b>	<b>432,000.00</b>	<b>0.00</b>
02101	011200500100	0000000000000000	00000	50910899	22020101	Local Travel and Transport	432,000.00	432,000.00	0.00
<b>22020200 UTILITIES - GENERAL</b>							<b>352,000.00</b>	<b>352,000.00</b>	<b>0.00</b>
02101	011200500100	0000000000000000	00000	50910899	22020211	Other Utility	272,000.00	272,000.00	0.00
02101	011200500100	0000000000000000	00000	50910899	22020212	Mails, Courier, Diplomatic Mail	80,000.00	80,000.00	0.00
<b>22020300 MATERIALS AND SUPPLIES - GENERAL</b>							<b>400,000.00</b>	<b>400,000.00</b>	<b>0.00</b>
02101	011200500100	0000000000000000	00000	50910899	22020315	Office Material And Supplies	240,000.00	240,000.00	0.00
02101	011200500100	0000000000000000	00000	50910899	22020305	Printing Of Non Security Documents	160,000.00	160,000.00	0.00
<b>22020400 MAINTENANCE SERVICES - GENERAL</b>							<b>1,060,000.00</b>	<b>1,060,000.00</b>	<b>0.00</b>
02101	011200500100	0000000000000000	00000	50910899	22020402	Maintenance Of Office Furniture	40,000.00	40,000.00	0.00
02101	011200500100	0000000000000000	00000	50910899	22020415	Maintenance Of Office Equipments	280,000.00	280,000.00	0.00
02101	011200500100	0000000000000000	00000	50910899	22020414	Maintenance Of Computer And It Equipments	100,000.00	100,000.00	0.00
02101	011200500100	0000000000000000	00000	50910899	22020401	Maintenance Of Motor Vehicle/Transport Equipment	200,000.00	200,000.00	0.00
02101	011200500100	0000000000000000	00000	50910899	22020405	Maintenance Of Plants/Generators	440,000.00	440,000.00	0.00
<b>22020500 TRAINING - GENERAL</b>							<b>80,000.00</b>	<b>80,000.00</b>	<b>0.00</b>
02101	011200500100	0000000000000000	00000	50910899	22020501	Local Training	80,000.00	80,000.00	0.00
<b>22020600 OTHER SERVICES - GENERAL</b>							<b>900,000.00</b>	<b>900,000.00</b>	<b>0.00</b>
02101	011200500100	0000000000000000	00000	50910899	22020639	Press And Public Relation/ Advertisement	400,000.00	400,000.00	0.00
02101	011200500100	0000000000000000	00000	50910899	22020601	Security Services	500,000.00	500,000.00	0.00
<b>22020900 FINANCIAL CHARGES - GENERAL</b>							<b>76,000.00</b>	<b>76,000.00</b>	<b>0.00</b>
02101	011200500100	0000000000000000	00000	50910899	22020901	Bank Charges (Other Than Interest)	76,000.00	76,000.00	0.00
<b>22021000 MISCELLANEOUS EXPENSES GENERAL</b>							<b>700,000.00</b>	<b>700,000.00</b>	<b>0.00</b>
02101	011200500100	0000000000000000	00000	50910899	22021057	Entertainment at Meetings	200,000.00	200,000.00	0.00
02101	011200500100	0000000000000000	00000	50910899	22021052	Financial Assistance	500,000.00	500,000.00	0.00
<b>22040100 LOCAL GRANTS AND CONTRIBUTIONS</b>							<b>16,000,000.00</b>	<b>16,000,000.00</b>	<b>0.00</b>
02101	011200500100	0000000000000000	00000	50910899	22040125	Subvention	16,000,000.00	16,000,000.00	0.00





**CROSS RIVER STATE CHART OF ACCOUNT 2020**  
**GENERAL ADMINISTRATION**  
**011200500100 IPAD INTER PARTY AFFAIRS DEPARTMENT**

<u>Fund</u>	<u>Administrative</u>	<u>Programme</u>	<u>Functic</u>	<u>Geo</u>	<u>Economic</u>	<u>Description</u>	<u>Approved Budget 2020</u>	<u>Approved Provision 2019</u>	<u>Actual Rev./Exp.</u> <u>Jan -Aug 2019</u>
<b>CONSOLIDATED REVENUE CHARGES</b>							<b>3,600,000.00</b>	<b>3,600,000.00</b>	<b>0.00</b>
02101	011200500100	0000000000000000	00000	50910899	21010103	Consolidated Revenue Fund Charge- Salaries	3,600,000.00	3,600,000.00	0.00
<b>CAPITAL EXPENDITURE</b>							<b>5,000,000.00</b>	<b>5,000,000.00</b>	
03101	011200500100	9900000000030515	70131	50910899	23050106	CRS Political Summit	1,000,000.00	1,000,000.00	
03101	011200500100	9900000000030516	70161	50910899	23020115	IPAC Elections	1,000,000.00	1,000,000.00	
03101	011200500100	9900000000030514	70133	50910899	23050111	CRS Democratic Institute	1,500,000.00	1,500,000.00	
03101	011200500100	9900000000030513	70137	50910899	23050111	Focus Cross River	1,000,000.00	1,000,000.00	
03101	011200500100	9900000000030517	70131	50910899	23050112	Local Government Elections,2016	500,000.00	500,000.00	
<b>SUMMARY</b>									
<b>Recurrent Revenue</b>							500,000.00	500,000.00	0.00
<b>Capital Receipts</b>									0.00
<b>TOTAL</b>							<b>500,000.00</b>	<b>500,000.00</b>	<b>0.00</b>
<b>Personnel Cost</b>							3,709,632.57	3,709,632.57	0.00
<b>Overhead Cost</b>							20,000,000.00	20,000,000.00	0.00
<b>Consolidated Revenue Charges</b>							3,600,000.00	3,600,000.00	0.00
<b>SUB-TOTAL</b>							27,309,632.57	27,309,632.57	0.00
<b>Capital Expenditure</b>							5,000,000.00	5,000,000.00	0.00
<b>TOTAL</b>							<b>32,309,632.57</b>	<b>32,309,632.57</b>	<b>0.00</b>

30-2-2020  
**CERTIFIED TRUE COPY**



# CROSS RIVER STATE CHART OF ACCOUNT 2020


## GENERAL ADMINISTRATION

### 011300800100 SPECIAL ADVISER TECHNICAL (COS)

Fund	Administrative	Programme	Functic	Geo	Economic	Description	Approved Budget 2020	Approved Provision 2019	Actual Rev./Exp. Jan -Aug 2019
<b>CAPITAL EXPENDITURE</b>							<b>4,390,000,000.00</b>	<b>3,249,000,000.00</b>	
03101	011300800100	099000000018537	70110	50910899	23050117	Transaction Advisory Services for Deep Seaport	1,500,000,000.00	1,500,000,000.00	
03101	011300800100	099000000018557	70131	50910899	23050101	Concept Development Research & relevant Technical studies on Proposed Projects	300,000,000.00		
03101	011300800100	099000000018546	70443	50910899	23020118	Critical Emergency Intervention on Infrastructure	80,000,000.00	80,000,000.00	
03101	011300800100	099000000018547	70131	50910899	23020114	Training of Ad-hoc Staff and Articians for Deep Seaport	30,000,000.00	30,000,000.00	
03101	011300800100	099000000018548	71061	50910899	23030120	Renovation of Office of Wife of Governor	15,000,000.00	15,000,000.00	
03101	011300800100	099000000018523	70485	50910899	32010405	Maintenance of Site Vehicle	1,500,000.00	5,500,000.00	
03101	011300800100	099000000018549	70611	50910899	23010112	Decoration of Interior Office of Governor's Reception	3,500,000.00	3,500,000.00	
03101	011300800100	099000000018556	70131	50910899	23020101	Construction of Budget Annex Building	100,000,000.00		
03101	011300800100	099000000018555	70131	50910899	23050105	Procurement of Consultancy & Professional Servies for Evaluation & Assessment at Project site	50,000,000.00		
03101	011300800100	099000000018533	70110	50910899	23050117	Transaction Advisory Service for Super Highway	1,500,000,000.00	1,500,000,000.00	
03101	011300800100	099000000018550	70131	50910899	23030120	Structural, Mechanicaal & Aesthetics Maintenance of Governor's Office Building	100,000,000.00		
03101	011300800100	099000000018527	70135	50910899	23010128	Purchase of Personnel Protective Equipment for Government Officials and Ad-Hoc Staff working at Super highway and deep Seaport sites	10,000,000.00	10,000,000.00	
03101	011300800100	099000000018552	70131	50910899	23050109	Logistics for Dialogue, Engagement & Sensitization of project Host Communities	100,000,000.00		
03101	011300800100	099000000018553	70131	50910899	23050109	Specialized Seaport site Supervision Logistics (Badges, Boat fares & Security	80,000,000.00		
03101	011300800100	099000000018551	70131	50910899	23030120	Structural, Mechanicaal & Aesthetics Maintenance of MDAs Office Building	400,000,000.00		
03101	011300800100	099000000018545	70611	50910899	23020102	Landscaping/Asphalting of Governor's House & Office Premises	25,000,000.00	25,000,000.00	
03101	011300800100	099000000018543	70131	50910899	23050103	Environmental Impact Assesment for the Cement Factory and 3 Nos. Quarries	80,000,000.00	80,000,000.00	
03101	011300800100	099000000018554	70131	50910899	23050113	Media & Publicity	15,000,000.00		

#### SUMMARY

<b>Recurrent Revenue</b>			0.00
<b>Capital Receipts</b>			0.00
<b>TOTAL</b>			<b>0.00</b>
<b>Personnel Cost</b>			0.00
<b>Overhead Cost</b>			0.00
<b>Consolidated Revenue Charges</b>			0.00
<b>SUB-TOTAL</b>			0.00
<b>Capital Expenditure</b>	4,390,000,000.00	3,249,000,000.00	0.00
<b>TOTAL</b>	<b>4,390,000,000.00</b>	<b>3,249,000,000.00</b>	<b>0.00</b>






# CROSS RIVER STATE CHART OF ACCOUNT 2020

## GENERAL ADMINISTRATION

### 012400700100 CRSFS CRS FIRE SERVICE

Fund	Administrative	Programme	Func	Geo	Economic	Description	Approved Budget 2020	Approved Provision 2019	Actual Rev./Exp. Jan -Aug 2019
<b>RECURRENT REVENUE</b>							<b>5,380,000.00</b>	<b>8,200,000.00</b>	<b>1,583,000.00</b>
<b>12020400 FEES - GENERAL</b>							<b>1,080,000.00</b>	<b>3,900,000.00</b>	<b>680,000.00</b>
02101	012400700100	0000000000000000	00000	50910899	12020428	Fire Safety Certificate Fees	900,000.00	900,000.00	80,000.00
02101	012400700100	0000000000000000	00000	50910899	12020450	Inspection Fees	180,000.00	3,000,000.00	600,000.00
<b>12022000 FEES - GENERAL (CONT.)</b>							<b>4,300,000.00</b>	<b>4,300,000.00</b>	<b>903,000.00</b>
02101	012400700100	0000000000000000	00000	50910899	12022203	Fire Safety Certificates fee from Hotels	1,500,000.00	1,500,000.00	155,000.00
02101	012400700100	0000000000000000	00000	50910899	12022202	Fire Safety Certificates fee from Companies	1,000,000.00	1,000,000.00	278,000.00
02101	012400700100	0000000000000000	00000	50910899	12022201	Fire Safety Certificates fee from Banks	1,800,000.00	1,800,000.00	470,000.00
<b>PERSONNEL COST</b>							<b>460,397,834.85</b>	<b>235,592,667.36</b>	<b>517,469,126.12</b>
<b>21010100 SALARIES AND WAGES</b>							<b>216,262,623.11</b>	<b>104,633,759.60</b>	<b>181,112,800.00</b>
02101	012400700100	0000000000000000	00000	50910899	21010101	Salary	216,262,623.11	104,633,759.60	181,112,800.00
<b>21020100 ALLOWANCES</b>							<b>244,135,211.74</b>	<b>130,958,907.76</b>	<b>336,356,326.12</b>
02101	012400700100	0000000000000000	00000	50910899	21020119	Uniform Allowance_21020119	12,502,203.10	6,875,972.80	11,955,866.43
02101	012400700100	0000000000000000	00000	50910899	21020107	Utility	5,676,940.83	2,709,377.26	5,231,314.78
02101	012400700100	0000000000000000	00000	50910899	21020132	Uniform Allowance_21020132	7,380,787.47	4,090,119.96	7,125,657.87
02101	012400700100	0000000000000000	00000	50910899	21020116	Field Allowance	8,900,664.43	4,884,391.74	8,407,982.02
02101	012400700100	0000000000000000	00000	50910899	21020151	Shifting	18,310,707.43	11,545,174.28	94,823,891.80
02101	012400700100	0000000000000000	00000	50910899	21020103	Leave Grant	17,262,591.31	9,255,384.19	17,853,915.36
02101	012400700100	0000000000000000	00000	50910899	21020104	Meal Subsidy_21020104	6,872,946.74	2,866,890.13	18,052,972.40
02101	012400700100	0000000000000000	00000	50910899	21020105	Rent	86,312,956.45	48,544,682.03	88,950,790.80
02101	012400700100	0000000000000000	00000	50910899	21020115	Hazard Allowance	35,085,974.74	21,319,914.30	34,687,185.41
02101	012400700100	0000000000000000	00000	50910899	21020106	Transport	37,977,700.87	13,877,550.71	41,265,157.34
02101	012400700100	0000000000000000	00000	50910899	21020108	Domestic Servant	1,765,866.92	1,250,829.47	1,520,610.22
02101	012400700100	0000000000000000	00000	50910899	21020109	Entertainment	57,000.00	36,650.00	41,590.00
02101	012400700100	0000000000000000	00000	50910899	21020113	Hard Allowance	6,028,871.45	3,701,970.89	6,439,391.69
<b>OVERHEAD COST</b>							<b>12,000,000.00</b>	<b>27,816,491.66</b>	<b>14,285,231.04</b>
<b>22020100 TRAVEL AND TRANSPORT - GENERAL</b>							<b>1,720,000.00</b>	<b>1,316,000.00</b>	<b>2,081,000.00</b>
02101	012400700100	0000000000000000	00000	50910899	22020102	Local Travel and Transport	1,720,000.00	1,316,000.00	2,081,000.00
<b>22020200 UTILITIES - GENERAL</b>							<b>1,515,000.00</b>	<b>205,000.00</b>	<b>942,300.00</b>
02101	012400700100	0000000000000000	00000	50910899	22020201	Electricity Charges	250,000.00	87,200.00	147,300.00
02101	012400700100	0000000000000000	00000	50910899	22020212	Mails, Courier, Diplomatic Mail	200,000.00	62,000.00	106,000.00
02101	012400700100	0000000000000000	00000	50910899	22020211	Other Utility	300,000.00	0.00	300,000.00
02101	012400700100	0000000000000000	00000	50910899	22020202	Telephone Charges	765,000.00	55,800.00	389,000.00
<b>22020300 MATERIALS AND SUPPLIES - GENERAL</b>							<b>2,906,061.08</b>	<b>2,810,341.57</b>	<b>4,065,747.35</b>
02101	012400700100	0000000000000000	00000	50910899	22020314	Other Material and Supplies	50,000.00	0.00	36,000.00
02101	012400700100	0000000000000000	00000	50910899	22020315	Office Material And Supplies	355,000.00	220,000.00	264,000.00
02101	012400700100	0000000000000000	00000	50910899	22020316	Computer Materials And Supplies_22020316	396,000.00	18,500.00	324,000.00
02101	012400700100	0000000000000000	00000	50910899	22020309	Uniforms and Other Clothing	2,105,061.08	2,571,841.57	3,441,747.35
<b>22020400 MAINTENANCE SERVICES - GENERAL</b>							<b>4,080,000.00</b>	<b>1,845,000.00</b>	<b>3,276,000.00</b>





# CROSS RIVER STATE CHART OF ACCOUNT 2020

## GENERAL ADMINISTRATION

### 012400700100 CRSFS CRS FIRE SERVICE

Fund	Administrative	Programme	Functic	Geo	Economic	Description	Approved Budget 2020	Approved Provision 2019	Actual Rev./Exp. Jan -Aug 2019
02101	012400700100	0000000000000000	00000	50910899	22020401	Maintenance Of Motor Vehicle/Transport Equipment	3,676,000.00	1,732,000.00	2,950,000.00
02101	012400700100	0000000000000000	00000	50910899	22020404	Maintenance Of Office / It Equipments	200,000.00	113,000.00	160,000.00
02101	012400700100	0000000000000000	00000	50910899	22020406	Other Maintenance Services	204,000.00	0.00	166,000.00
					<b>22020600</b>	<b>OTHER SERVICES - GENERAL</b>	<b>1,478,938.92</b>	<b>21,340,150.09</b>	<b>3,680,183.69</b>
02101	012400700100	0000000000000000	00000	50910899	22020635	Other Service	216,000.00	176,000.00	18,000.00
02101	012400700100	0000000000000000	00000	50910899	22020639	Press And Public Relation/ Advertisement	250,000.00	200,000.00	0.00
02101	012400700100	0000000000000000	00000	50910899	22020655	Emergency Service And Uniform/Protective Clothing	1,012,938.92	20,964,150.09	3,662,183.69
					<b>22021000</b>	<b>MISCELLANEOUS EXPENSES GENERAL</b>	<b>300,000.00</b>	<b>300,000.00</b>	<b>240,000.00</b>
02101	012400700100	0000000000000000	00000	50910899	22021057	Entertainment at Meetings	300,000.00	300,000.00	240,000.00
						<b>CAPITAL EXPENDITURE</b>	<b>1,154,626,150.00</b>	<b>1,109,026,150.00</b>	
03101	012400700100	099000000018711	70161	50910899	23010105	Procurement of Ambulances	20,000,000.00	20,000,000.00	
03101	012400700100	099000000018710	70161	50910899	23030109	Refurbishing of Fire Fighting Vehicles\Engine	4,352,000.00	4,352,000.00	
03101	012400700100	099000000018712	70161	50910899	32010512	Rescue Equipment	5,000,000.00	5,000,000.00	
03101	012400700100	099000000018714	70161	50910899	23030109	Renovation of Fire Service Station Along Mary Sissor Rd	30,000,000.00	30,000,000.00	
03101	012400700100	099000000018702	70161	50910899	32010917	Accountments			
03101	012400700100	099000000018704	70631	50910899	23030104	Rehabilitation of Boreholes	3,273,000.00	3,273,000.00	
03101	012400700100	099000000018701	70131	50910899	23050101	Recruitment and Training of Personnel	48,600,000.00	3,000,000.00	
03101	012400700100	099000000018709	70131	50910899	23010112	Purchase of Office Furniture	1,580,000.00	1,580,000.00	
03101	012400700100	099000000018715	70161	50910899	23020110	Construction of fire stations at tinapa and Calabar south LGA	20,000,000.00	20,000,000.00	
03101	012400700100	099000000018703	70161	50910899	32010917	Sensitization	5,000,000.00	5,000,000.00	
03101	012400700100	099000000018707	70161	50910899	23010105	Purchase of Fire service Vehicles			
03101	012400700100	099000000018706	70131	50910899	32010909	Purchase of Workshop Tools	1,931,150.00	1,931,150.00	
03101	012400700100	099000000018713	70161	50910899	23010123	Procurement of Fire Fighting Tankers/Trucks	1,000,000,000.00	1,000,000,000.00	
03101	012400700100	099000000018705	70161	50910899	23010123	Procurement of Air Field Engine for Fire Fighting at Bebi Airstrip, Obudu	8,390,000.00	8,390,000.00	
03101	012400700100	099000000018708	70161	50910899	23010123	Procurment of Fire Fighting Communication Equipment and Gadgets	6,500,000.00	6,500,000.00	

30-2-2020



**CROSS RIVER STATE CHART OF ACCOUNT 2020**  
**GENERAL ADMINISTRATION**  
**012400700100 CRSFS CRS FIRE SERVICE**

<u>Fund</u>	<u>Administrative</u>	<u>Programme</u>	<u>Func</u>	<u>Geo</u>	<u>Economic</u>	<u>Description</u>	<u>Approved Budget 2020</u>	<u>Approved Provision 2019</u>	<u>Actual Rev./Exp.</u> <u>Jan -Aug 2019</u>
<b>SUMMARY</b>									
						<b>Recurrent Revenue</b>	5,380,000.00	8,200,000.00	1,583,000.00
						<b>Capital Receipts</b>			0.00
						<b>TOTAL</b>	<b>5,380,000.00</b>	<b>8,200,000.00</b>	<b>1,583,000.00</b>
						<b>Personnel Cost</b>	460,397,834.85	235,592,667.36	517,469,126.12
						<b>Overhead Cost</b>	12,000,000.00	27,816,491.66	14,285,231.04
						<b>Consolidated Revenue Charges</b>			0.00
						SUB-TOTAL	472,397,834.85	263,409,159.02	531,754,357.16
						<b>Capital Expenditure</b>	1,154,626,150.00	1,109,026,150.00	0.00
						<b>TOTAL</b>	<b>1,627,023,984.85</b>	<b>1,372,435,309.02</b>	<b>531,754,357.16</b>

30-2-2020  
 CERTIFIED TRUE COPY






# CROSS RIVER STATE CHART OF ACCOUNT 2020

## GENERAL ADMINISTRATION

### 012500100100 HOS OFFICE OF THE HEAD OF SERVICE

Fund	Administrative	Programme	Func	Geo	Economic	Description	Approved Budget 2020	Approved Provision 2019	Actual Rev./Exp. Jan -Aug 2019
<b>RECURRENT REVENUE</b>							<b>300,000.00</b>	<b>290,000.00</b>	<b>130,000.00</b>
<b>12020600 SALES - GENERAL</b>							<b>0.00</b>	<b>50,000.00</b>	<b>0.00</b>
02101	012500100100	0000000000000000	00000	50910899	12020682	Sanitation/Utility/Security	0.00	50,000.00	0.00
<b>12020800 RENT ON GOVERNMENT BUILDINGS - GENERAL</b>							<b>300,000.00</b>	<b>240,000.00</b>	<b>130,000.00</b>
02101	012500100100	0000000000000000	00000	50910899	12020806	Rent On Canteen	300,000.00	240,000.00	130,000.00
<b>PERSONNEL COST</b>							<b>229,355,969.99</b>	<b>201,977,741.04</b>	<b>36,508,442.83</b>
<b>21010100 SALARIES AND WAGES</b>							<b>51,692,638.83</b>	<b>34,296,910.04</b>	<b>20,147,630.16</b>
02101	012500100100	0000000000000000	00000	50910899	21010101	Salary	51,692,638.83	34,296,910.04	20,147,630.16
<b>21020100 ALLOWANCES</b>							<b>177,663,331.16</b>	<b>167,680,831.00</b>	<b>16,360,812.67</b>
02101	012500100100	0000000000000000	00000	50910899	21020109	Entertainment	68,400.00	56,200.00	39,600.00
02101	012500100100	0000000000000000	00000	50910899	21020103	Leave Grant	3,086,884.08	2,645,400.00	1,943,664.01
02101	012500100100	0000000000000000	00000	50910899	21020106	Transport	6,842,723.16	3,973,620.00	2,470,511.08
02101	012500100100	0000000000000000	00000	50910899	21020104	Meal Subsidy_21020104	909,358.80	1,424,919.00	611,937.75
02101	012500100100	0000000000000000	00000	50910899	21020107	Utility	1,861,127.30	911,602.00	335,129.59
02101	012500100100	0000000000000000	00000	50910899	21020105	Rent	21,297,687.82	15,466,280.00	9,586,517.50
02101	012500100100	0000000000000000	00000	50910899	21020101	Non Regular Allowances	141,242,590.00	141,242,590.00	0.00
02101	012500100100	0000000000000000	00000	50910899	21020108	Domestic Servant	2,354,560.00	1,960,220.00	1,373,452.74
<b>OVERHEAD COST</b>							<b>129,480,000.00</b>	<b>88,990,000.00</b>	<b>500,000.00</b>
<b>22020100 TRAVEL AND TRANSPORT - GENERAL</b>							<b>10,000,000.00</b>	<b>2,150,000.00</b>	<b>0.00</b>
02101	012500100100	0000000000000000	00000	50910899	22020102	Local Travel and Transport	10,000,000.00	2,150,000.00	0.00
<b>22020200 UTILITIES - GENERAL</b>							<b>10,000.00</b>	<b>10,000.00</b>	<b>0.00</b>
02101	012500100100	0000000000000000	00000	50910899	22020202	Telephone Charges	10,000.00	10,000.00	0.00
<b>22020300 MATERIALS AND SUPPLIES - GENERAL</b>							<b>5,546,120.00</b>	<b>5,546,120.00</b>	<b>200,000.00</b>
02101	012500100100	0000000000000000	00000	50910899	22020315	Office Material And Supplies	2,576,670.00	2,576,670.00	100,000.00
02101	012500100100	0000000000000000	00000	50910899	22020316	Computer Materials And Supplies_22020316	2,211,000.00	2,211,000.00	100,000.00
02101	012500100100	0000000000000000	00000	50910899	22020308	Field and Camping Materials Supplies	756,450.00	756,450.00	0.00
02101	012500100100	0000000000000000	00000	50910899	22020302	Books_22020302	2,000.00	2,000.00	0.00
<b>22020400 MAINTENANCE SERVICES - GENERAL</b>							<b>3,980,634.80</b>	<b>3,980,634.80</b>	<b>240,000.00</b>
02101	012500100100	0000000000000000	00000	50910899	22020414	Maintenance Of Computer And It Equipments	207,920.00	207,920.00	0.00
02101	012500100100	0000000000000000	00000	50910899	22020402	Maintenance Of Office Furniture	336,600.00	336,600.00	0.00
02101	012500100100	0000000000000000	00000	50910899	22020404	Maintenance Of Office / It Equipments	250,000.00	250,000.00	0.00
02101	012500100100	0000000000000000	00000	50910899	22020405	Maintenance Of Plants/Generators	2,191,474.80	2,191,474.80	110,000.00
02101	012500100100	0000000000000000	00000	50910899	22020401	Maintenance Of Motor Vehicle/Transport Equipment	694,640.00	694,640.00	130,000.00
02101	012500100100	0000000000000000	00000	50910899	22020415	Maintenance Of Office Equipments	300,000.00	300,000.00	0.00
<b>22020500 TRAINING - GENERAL</b>							<b>15,257,645.20</b>	<b>12,617,645.20</b>	<b>0.00</b>
02101	012500100100	0000000000000000	00000	50910899	22020502	International Training	3,117,645.20	3,117,645.20	0.00
02101	012500100100	0000000000000000	00000	50910899	22020508	Civil Service Week Celebration	3,140,000.00	2,500,000.00	0.00
02101	012500100100	0000000000000000	00000	50910899	22020505	Workshops, Conference And Seminar	9,000,000.00	7,000,000.00	0.00
<b>22020600 OTHER SERVICES - GENERAL</b>							<b>43,159,500.00</b>	<b>43,159,500.00</b>	<b>0.00</b>





# CROSS RIVER STATE CHART OF ACCOUNT 2020

## GENERAL ADMINISTRATION

### 012500100100 HOS OFFICE OF THE HEAD OF SERVICE

Fund	Administrative	Programme	Functic	Geo	Economic	Description	Approved Budget 2020	Approved Provision 2019	Actual Rev./Exp. Jan -Aug 2019
02101	012500100100	0000000000000000	00000	50910899	22020674	Manpower Committee	500,000.00	500,000.00	0.00
02101	012500100100	0000000000000000	00000	50910899	22020670	Payment Of Judgement Debt	40,000,000.00	40,000,000.00	0.00
02101	012500100100	0000000000000000	00000	50910899	22020639	Press And Public Relation/ Advertisement	179,500.00	179,500.00	0.00
02101	012500100100	0000000000000000	00000	50910899	22020608	Joint State Public Service Negotiation Council	2,000,000.00	2,000,000.00	0.00
02101	012500100100	0000000000000000	00000	50910899	22020601	Security Services	480,000.00	480,000.00	0.00
					<b>22020700</b>	<b>CONSULTING AND PROFESSIONAL SERVICES - GEN</b>	<b>770,000.00</b>	<b>770,000.00</b>	<b>0.00</b>
02101	012500100100	0000000000000000	00000	50910899	22020720	Research, Survey and Field Investigation	770,000.00	770,000.00	0.00
					<b>22020900</b>	<b>FINANCIAL CHARGES - GENERAL</b>	<b>460,500.00</b>	<b>460,500.00</b>	<b>0.00</b>
02101	012500100100	0000000000000000	00000	50910899	22020901	Bank Charges (Other Than Interest)	460,500.00	460,500.00	0.00
					<b>22021000</b>	<b>MISCELLANEOUS EXPENSES GENERAL</b>	<b>50,295,600.00</b>	<b>20,295,600.00</b>	<b>60,000.00</b>
02101	012500100100	0000000000000000	00000	50910899	22021048	Burial	50,000,000.00	20,000,000.00	0.00
02101	012500100100	0000000000000000	00000	50910899	22021057	Entertainment at Meetings	295,600.00	295,600.00	60,000.00
						<b>CONSOLIDATED REVENUE CHARGES</b>	<b>40,285,949.52</b>	<b>40,286,049.52</b>	<b>2,786,494.90</b>
02101	012500100100	0000000000000000	00000	50910899	21010103	Consolidated Revenue Fund Charge- Salaries	40,285,949.52	40,286,049.52	2,786,494.90
						<b>CAPITAL EXPENDITURE</b>	<b>124,180,000.75</b>	<b>175,480,000.75</b>	
03101	012500100100	099000000018813	70161	50910899	32010923	Resuscitation of Public Service Library	2,000,000.00	2,000,000.00	
03101	012500100100	099000000018806	70135	50910899	23050115	Staff Audit/Update of Nominal Roll	5,000,000.00	5,000,000.00	
03101	012500100100	099000000018807	70132	50910899	23050115	Strengthening Public Service Monitoring	7,000,000.00	7,000,000.00	
03101	012500100100	099000000018805	70135	50910899	32010215	Evacuation of Septic pits in Old/New secretariat	5,000,000.00	5,000,000.00	
03101	012500100100	099000000018802	70133	50910899	23010112	Furnishing of Offices with Various Furnitures	3,000,000.00	3,000,000.00	
03101	012500100100	099000000018808	70131	50910899	23050114	Manpower Development and Training for all MDAs	6,000,000.00	6,000,000.00	
03101	012500100100	099000000018809	70135	50910899	23050115	Harmonize and Integrate Nominal / Payroll	10,000,000.00	15,000,000.00	
03101	012500100100	099000000018801	70821	50910899	23030120	Renovation of office of the Head of Service	700,000.75	7,000,000.75	
03101	012500100100	099000000018804	70161	50910899	32020206	Public Service Security Outfit	30,000,000.00	50,000,000.00	
03101	012500100100	099000000018811	70161	50910899	23010139	Maintenance/Replacement of Office Equipment	2,500,000.00	2,500,000.00	
03101	012500100100	099000000018810	70133	50910899	23050103	Monitoring and Evaluation Activities	5,000,000.00	5,000,000.00	
03101	012500100100	099000000018812	70161	50910899	23010112	Purchase of Office Equipment	2,000,000.00	2,000,000.00	
03101	012500100100	099000000018803	70133	50910899	23050105	Consultancy Service	25,000,000.00	45,000,000.00	
03101	012500100100	099000000018814	70133	50910899	23050106	Intensive Sensitization and Campaign Positive Attitude & Commitment in the Service	5,980,000.00	5,980,000.00	
03101	012500100100	099000000018815	70161	50910899	23050115	(NPAO) Provision of Infrastructure for the State LGA Civil Service	2,500,000.00	2,500,000.00	
03101	012500100100	099000000018816	70161	50910899	23050115	Fumigation of Old and New Secretariat	2,500,000.00	2,500,000.00	
03101	012500100100	099000000018817	70133	50910899	23050115	Establish Performance Management Architecture for All MDAs	10,000,000.00	10,000,000.00	

30-2-2020



**CROSS RIVER STATE CHART OF ACCOUNT 2020**  
**GENERAL ADMINISTRATION**  
**012500100100 HOS OFFICE OF THE HEAD OF SERVICE**

<u>Fund</u>	<u>Administrative</u>	<u>Programme</u>	<u>Functic</u>	<u>Geo</u>	<u>Economic</u>	<u>Description</u>	<u>Approved Budget 2020</u>	<u>Approved Provision 2019</u>	<u>Actual Rev./Exp.</u> <u>Jan -Aug 2019</u>
<b>SUMMARY</b>									
						<b>Recurrent Revenue</b>	300,000.00	290,000.00	130,000.00
						<b>Capital Receipts</b>			0.00
						<b>TOTAL</b>	<b>300,000.00</b>	<b>290,000.00</b>	<b>130,000.00</b>
						<b>Personnel Cost</b>	229,355,969.99	201,977,741.04	36,508,442.83
						<b>Overhead Cost</b>	129,480,000.00	88,990,000.00	500,000.00
						<b>Consolidated Revenue Charges</b>	40,285,949.52	40,286,049.52	2,786,494.90
						SUB-TOTAL	399,121,919.51	331,253,790.56	39,794,937.73
						<b>Capital Expenditure</b>	124,180,000.75	175,480,000.75	0.00
						<b>TOTAL</b>	<b>523,301,920.26</b>	<b>506,733,791.31</b>	<b>39,794,937.73</b>

30-2-2020




# CROSS RIVER STATE CHART OF ACCOUNT 2020

## GENERAL ADMINISTRATION

### 014000100100 OAGS OFFICE OF THE AUDITOR GENERAL - STATE

Fund	Administrative	Programme	Func	Geo	Economic	Description	Approved Budget 2020	Approved Provision 2019	Actual Rev./Exp. Jan -Aug 2019
<b>PERSONNEL COST</b>							<b>217,207,137.96</b>	<b>258,965,091.17</b>	<b>109,339,118.00</b>
<b>21010100 SALARIES AND WAGES</b>							<b>113,539,659.90</b>	<b>108,491,801.40</b>	<b>46,414,403.00</b>
02101	014000100100	0000000000000000	00000	50910899	21010101	Salary	113,539,659.90	108,491,801.40	46,414,403.00
<b>21020100 ALLOWANCES</b>							<b>103,667,478.06</b>	<b>150,473,289.77</b>	<b>62,924,715.00</b>
02101	014000100100	0000000000000000	00000	50910899	21020109	Entertainment	490,200.00	421,800.00	246,050.00
02101	014000100100	0000000000000000	00000	50910899	21020105	Rent	52,337,056.13	104,963,479.10	38,155,586.00
02101	014000100100	0000000000000000	00000	50910899	21020103	Leave Grant	10,838,202.01	10,849,183.17	6,328,700.00
02101	014000100100	0000000000000000	00000	50910899	21020107	Utility	3,086,079.60	2,070,558.60	1,207,836.00
02101	014000100100	0000000000000000	00000	50910899	21020108	Domestic Servant	18,896,126.44	13,538,334.08	7,897,372.00
02101	014000100100	0000000000000000	00000	50910899	21020104	Meal Subsidy_21020104	3,343,992.60	3,452,042.80	2,013,396.00
02101	014000100100	0000000000000000	00000	50910899	21020106	Transport	14,675,821.28	15,177,892.02	7,075,775.00
<b>OVERHEAD COST</b>							<b>56,220,765.00</b>	<b>56,220,765.00</b>	<b>1,476,600.00</b>
<b>22020100 TRAVEL AND TRANSPORT - GENERAL</b>							<b>25,250,000.00</b>	<b>25,250,000.00</b>	<b>0.00</b>
02101	014000100100	0000000000000000	00000	50910899	22020102	Local Travel and Transport	23,460,000.00	23,460,000.00	0.00
02101	014000100100	0000000000000000	00000	50910899	22020101	Local Travel and Transport	1,790,000.00	1,790,000.00	0.00
<b>22020200 UTILITIES - GENERAL</b>							<b>453,788.00</b>	<b>453,788.00</b>	<b>0.00</b>
02101	014000100100	0000000000000000	00000	50910899	22020212	Mails, Courier, Diplomatic Mail	378,104.00	378,104.00	0.00
02101	014000100100	0000000000000000	00000	50910899	22020211	Other Utility	4,284.00	4,284.00	0.00
02101	014000100100	0000000000000000	00000	50910899	22020206	Sewage Charges	71,400.00	71,400.00	0.00
<b>22020300 MATERIALS AND SUPPLIES - GENERAL</b>							<b>4,817,676.00</b>	<b>4,817,676.00</b>	<b>108,600.00</b>
02101	014000100100	0000000000000000	00000	50910899	22020305	Printing Of Non Security Documents	441,966.00	441,966.00	0.00
02101	014000100100	0000000000000000	00000	50910899	22020316	Computer Materials And Supplies_22020316	2,185,911.00	2,185,911.00	108,600.00
02101	014000100100	0000000000000000	00000	50910899	22020315	Office Material And Supplies	1,504,090.00	1,504,090.00	0.00
02101	014000100100	0000000000000000	00000	50910899	22020308	Field and Camping Materials Supplies	244,909.00	244,909.00	0.00
02101	014000100100	0000000000000000	00000	50910899	22020302	Books_22020302	440,800.00	440,800.00	0.00
<b>22020400 MAINTENANCE SERVICES - GENERAL</b>							<b>9,644,200.00</b>	<b>9,644,200.00</b>	<b>1,068,000.00</b>
02101	014000100100	0000000000000000	00000	50910899	22020417	Maintenance Of Office Building	214,200.00	214,200.00	322,500.00
02101	014000100100	0000000000000000	00000	50910899	22020405	Maintenance Of Plants/Generators	4,391,100.00	4,391,100.00	300,000.00
02101	014000100100	0000000000000000	00000	50910899	22020404	Maintenance Of Office / It Equipments	817,020.00	817,020.00	0.00
02101	014000100100	0000000000000000	00000	50910899	22020401	Maintenance Of Motor Vehicle/Transport Equipment	4,221,880.00	4,221,880.00	445,500.00
<b>22020500 TRAINING - GENERAL</b>							<b>5,525,000.00</b>	<b>5,525,000.00</b>	<b>0.00</b>
02101	014000100100	0000000000000000	00000	50910899	22020507	HR Training and Development	2,495,000.00	2,495,000.00	0.00
02101	014000100100	0000000000000000	00000	50910899	22020505	Workshops, Conference And Seminar	1,500,000.00	1,500,000.00	0.00
02101	014000100100	0000000000000000	00000	50910899	22020502	International Training	1,530,000.00	1,530,000.00	0.00
<b>22020600 OTHER SERVICES - GENERAL</b>							<b>4,326,970.00</b>	<b>4,326,970.00</b>	<b>300,000.00</b>
02101	014000100100	0000000000000000	00000	50910899	22020639	Press And Public Relation/ Advertisement	202,090.00	202,090.00	0.00
02101	014000100100	0000000000000000	00000	50910899	22020601	Security Services	4,124,880.00	4,124,880.00	300,000.00
<b>22020700 CONSULTING AND PROFESSIONAL SERVICES - GEN</b>							<b>3,692,436.00</b>	<b>3,692,436.00</b>	<b>0.00</b>
02101	014000100100	0000000000000000	00000	50910899	22020715	Other Professional Services	249,936.00	249,936.00	0.00





**CROSS RIVER STATE CHART OF ACCOUNT 2020**

**GENERAL ADMINISTRATION**

**014000100100 OAGS OFFICE OF THE AUDITOR GENERAL - STATE**

Fund	Administrative	Programme	Functic	Geo	Economic	Description	Approved Budget 2020	Approved Provision 2019	Actual Rev./Exp. Jan -Aug 2019
02101	014000100100	0000000000000000	00000	50910899	22020705	Architectural Services	1,173,000.00	1,173,000.00	0.00
02101	014000100100	0000000000000000	00000	50910899	22020704	Engineering Services	2,269,500.00	2,269,500.00	0.00
					<b>22020900</b>	<b>FINANCIAL CHARGES - GENERAL</b>	<b>575,555.00</b>	<b>575,555.00</b>	<b>0.00</b>
02101	014000100100	0000000000000000	00000	50910899	22020901	Bank Charges (Other Than Interest)	575,555.00	575,555.00	0.00
					<b>22021000</b>	<b>MISCELLANEOUS EXPENSES GENERAL</b>	<b>1,935,140.00</b>	<b>1,935,140.00</b>	<b>0.00</b>
02101	014000100100	0000000000000000	00000	50910899	22021057	Entertainment at Meetings	1,149,540.00	1,149,540.00	0.00
02101	014000100100	0000000000000000	00000	50910899	22021048	Burial	285,600.00	285,600.00	0.00
02101	014000100100	0000000000000000	00000	50910899	22021047	Servicom	500,000.00	500,000.00	0.00
						<b>CONSOLIDATED REVENUE CHARGES</b>	<b>5,431,908.30</b>	<b>5,431,908.00</b>	<b>0.00</b>
02101	014000100100	0000000000000000	00000	50910899	21010103	Consolidated Revenue Fund Charge- Salaries	5,431,908.30	5,431,908.00	0.00
						<b>CAPITAL EXPENDITURE</b>	<b>100,602,923.00</b>	<b>100,602,923.00</b>	
03101	014000100100	000020000070103	70131	50910899	23020101	Construction of Auditor General's Office Complex, Calabar	19,702,923.00	19,702,923.00	
03101	014000100100	000020000070101	70161	50910899	23050102	Acquisition of Audit Software/ Networking	10,000,000.00	10,000,000.00	
03101	014000100100	000020000070000	70161	50910899	23050102	MINIMIZE THE INCIDENCE OF CORRUPTION			
03101	014000100100	000020000070104	70133	50910899	23050104	Hosting of Auditor- General's Conference	10,000,000.00	10,000,000.00	
03101	014000100100	000020000070100	70161	50910899	23050102	TO ACHIEVE 95% TIMELY AUDIT AND 65% VALUE FOR MONEY AUDIT OF ALL MDAS			
03101	014000100100	000020000070108	70161	50910899	23010112	Procurement of Offices Furniture / Equipment	8,000,000.00	8,000,000.00	
03101	014000100100	000020000070107	70133	50910899	32010206	Insurance of Office Complex	900,000.00	900,000.00	
03101	014000100100	000020000070106	70161	50910899	23010113	Procurement of Computers	2,000,000.00	2,000,000.00	
03101	014000100100	000020000070105	70161	50910899	23030120	Renovation of Field Office	30,000,000.00	30,000,000.00	
03101	014000100100	000020000070102	70131	50910899	32010909	ICAN Study Centre	20,000,000.00	20,000,000.00	

**SUMMARY**

**Recurrent Revenue**

**Capital Receipts**

0.00

**TOTAL**

**Personnel Cost**

217,207,137.96

258,965,091.17

109,339,118.00

**Overhead Cost**

56,220,765.00

56,220,765.00

1,476,600.00

**Consolidated Revenue Charges**

5,431,908.30

5,431,908.00

0.00

**SUB-TOTAL**

278,859,811.26

320,617,764.17

110,815,718.00

**Capital Expenditure**

100,602,923.00

100,602,923.00

0.00

**TOTAL**

**379,462,734.26**

**421,220,687.17**

**110,815,718.00**






# CROSS RIVER STATE CHART OF ACCOUNT 2020

## GENERAL ADMINISTRATION

### 014000200100 OAGLG OFFICE OF THE AUDITOR GENERAL - LOCAL GOVT.

Fund	Administrative	Programme	Functic	Geo	Economic	Description	Approved Budget 2020	Approved Provision 2019	Actual Rev./Exp. Jan -Aug 2019
						<b>RECURRENT REVENUE</b>	<b>13,500,000.00</b>	<b>13,500,000.00</b>	<b>0.00</b>
					<b>12022000</b>	<b>FEES - GENERAL (CONT.)</b>	<b>13,500,000.00</b>	<b>13,500,000.00</b>	<b>0.00</b>
02101	014000200100	0000000000000000	00000	50910899	12022268	Revenue from Yearly Audit	13,500,000.00	13,500,000.00	0.00
						<b>PERSONNEL COST</b>	<b>45,359,576.64</b>	<b>45,359,576.64</b>	<b>0.00</b>
					<b>21010100</b>	<b>SALARIES AND WAGES</b>	<b>23,317,714.80</b>	<b>23,317,714.80</b>	<b>0.00</b>
02101	014000200100	0000000000000000	00000	50910899	21010101	Salary	23,317,714.80	23,317,714.80	0.00
					<b>21020100</b>	<b>ALLOWANCES</b>	<b>22,041,861.84</b>	<b>22,041,861.84</b>	<b>0.00</b>
02101	014000200100	0000000000000000	00000	50910899	21020108	Domestic Servant	3,237,409.04	3,237,409.04	0.00
02101	014000200100	0000000000000000	00000	50910899	21020106	Transport	3,431,379.48	3,431,379.48	0.00
02101	014000200100	0000000000000000	00000	50910899	21020103	Leave Grant	2,316,537.24	2,316,537.24	0.00
02101	014000200100	0000000000000000	00000	50910899	21020105	Rent	11,647,182.68	11,647,182.68	0.00
02101	014000200100	0000000000000000	00000	50910899	21020109	Entertainment	79,800.00	79,800.00	0.00
02101	014000200100	0000000000000000	00000	50910899	21020104	Meal Subsidy_21020104	781,637.80	781,637.80	0.00
02101	014000200100	0000000000000000	00000	50910899	21020107	Utility	461,518.60	461,518.60	0.00
02101	014000200100	0000000000000000	00000	50910899	21020149	Science Teacher Allowance	24,685.00	24,685.00	0.00
02101	014000200100	0000000000000000	00000	50910899	21020117	Rural Allowance	61,712.00	61,712.00	0.00
						<b>OVERHEAD COST</b>	<b>8,164,880.00</b>	<b>8,164,880.00</b>	<b>0.00</b>
					<b>22020100</b>	<b>TRAVEL AND TRANSPORT - GENERAL</b>	<b>1,619,160.00</b>	<b>1,619,160.00</b>	<b>0.00</b>
02101	014000200100	0000000000000000	00000	50910899	22020101	Local Travel and Transport	1,619,160.00	1,619,160.00	0.00
					<b>22020200</b>	<b>UTILITIES - GENERAL</b>	<b>130,400.00</b>	<b>130,400.00</b>	<b>0.00</b>
02101	014000200100	0000000000000000	00000	50910899	22020201	Electricity Charges	130,400.00	130,400.00	0.00
					<b>22020300</b>	<b>MATERIALS AND SUPPLIES - GENERAL</b>	<b>2,151,400.00</b>	<b>2,151,400.00</b>	<b>0.00</b>
02101	014000200100	0000000000000000	00000	50910899	22020304	Magazines and Periodicals	80,000.00	80,000.00	0.00
02101	014000200100	0000000000000000	00000	50910899	22020305	Printing Of Non Security Documents	352,500.00	352,500.00	0.00
02101	014000200100	0000000000000000	00000	50910899	22020316	Computer Materials And Supplies_22020316	648,000.00	648,000.00	0.00
02101	014000200100	0000000000000000	00000	50910899	22020315	Office Material And Supplies	1,070,900.00	1,070,900.00	0.00
					<b>22020400</b>	<b>MAINTENANCE SERVICES - GENERAL</b>	<b>3,297,600.00</b>	<b>3,297,600.00</b>	<b>0.00</b>
02101	014000200100	0000000000000000	00000	50910899	22020401	Maintenance Of Motor Vehicle/Transport Equipment	1,766,600.00	1,766,600.00	0.00
02101	014000200100	0000000000000000	00000	50910899	22020405	Maintenance Of Plants/Generators	376,000.00	376,000.00	0.00
02101	014000200100	0000000000000000	00000	50910899	22020414	Maintenance Of Computer And It Equipments	400,000.00	400,000.00	0.00
02101	014000200100	0000000000000000	00000	50910899	22020402	Maintenance Of Office Furniture	235,000.00	235,000.00	0.00
02101	014000200100	0000000000000000	00000	50910899	22020415	Maintenance Of Office Equipments	520,000.00	520,000.00	0.00
					<b>22020600</b>	<b>OTHER SERVICES - GENERAL</b>	<b>320,000.00</b>	<b>320,000.00</b>	<b>0.00</b>
02101	014000200100	0000000000000000	00000	50910899	22020639	Press And Public Relation/ Advertisement	320,000.00	320,000.00	0.00
					<b>22020900</b>	<b>FINANCIAL CHARGES - GENERAL</b>	<b>320,000.00</b>	<b>320,000.00</b>	<b>0.00</b>
02101	014000200100	0000000000000000	00000	50910899	22020901	Bank Charges (Other Than Interest)	320,000.00	320,000.00	0.00
					<b>22021000</b>	<b>MISCELLANEOUS EXPENSES GENERAL</b>	<b>326,320.00</b>	<b>326,320.00</b>	<b>0.00</b>
02101	014000200100	0000000000000000	00000	50910899	22021057	Entertainment at Meetings	326,320.00	326,320.00	0.00
						<b>CONSOLIDATED REVENUE CHARGES</b>	<b>4,776,856.00</b>	<b>4,776,856.00</b>	<b>0.00</b>





# CROSS RIVER STATE CHART OF ACCOUNT 2020

## GENERAL ADMINISTRATION

### 014000200100 OAGLG OFFICE OF THE AUDITOR GENERAL - LOCAL GOVT.

Fund	Administrative	Programme	Functic	Geo	Economic	Description	Approved Budget 2020	Approved Provision 2019	Actual Rev./Exp. Jan -Aug 2019
02101	014000200100	0000000000000000	00000	50910899	21010103	Consolidated Revenue Fund Charge- Salaries	4,776,856.00	4,776,856.00	0.00
<b>CAPITAL EXPENDITURE</b>							<b>44,060,692.00</b>	<b>31,060,692.00</b>	
03101	014000200100	099000000020603	70161	50910899	23050102	Acquisition and Installtion of Audit Software	28,769,192.00	18,769,192.00	
03101	014000200100	099000000020604	70133	50910899	23050101	Consultancy Services	7,013,500.00	7,013,500.00	
03101	014000200100	099000000020601	70131	50910899	23010909	Technical Training	6,250,000.00	3,250,000.00	
03101	014000200100	099000000020602	70161	50910899	23010112	Office Furniture and Equipment	2,028,000.00	2,028,000.00	
<b>SUMMARY</b>									
<b>Recurrent Revenue</b>							13,500,000.00	13,500,000.00	0.00
<b>Capital Receipts</b>									0.00
<b>TOTAL</b>							<b>13,500,000.00</b>	<b>13,500,000.00</b>	<b>0.00</b>
<b>Personnel Cost</b>							45,359,576.64	45,359,576.64	0.00
<b>Overhead Cost</b>							8,164,880.00	8,164,880.00	0.00
<b>Consolidated Revenue Charges</b>							4,776,856.00	4,776,856.00	0.00
<b>SUB-TOTAL</b>							58,301,312.64	58,301,312.64	0.00
<b>Capital Expenditure</b>							44,060,692.00	31,060,692.00	0.00
<b>TOTAL</b>							<b>102,362,004.64</b>	<b>89,362,004.64</b>	<b>0.00</b>

30-2-2020






**CROSS RIVER STATE CHART OF ACCOUNT 2020**

**GENERAL ADMINISTRATION**

**014700100100 CR CSC CIVIL SERVICE COMMISSION**

Fund	Administrative	Programme	Functic	Geo	Economic	Description	Approved Budget 2020	Approved Provision 2019	Actual Rev./Exp. Jan -Aug 2019
<b>RECURRENT REVENUE</b>							<b>950,000.00</b>	<b>4,700,000.00</b>	<b>0.00</b>
<b>12020600 SALES - GENERAL</b>							<b>450,000.00</b>	<b>1,400,000.00</b>	<b>0.00</b>
02101	014700100100	0000000000000000	00000	50910899	12020697	Customised Style Jack For Csc	50,000.00	1,000,000.00	0.00
02101	014700100100	0000000000000000	00000	50910899	12020696	Sales Of Score Sheets	400,000.00	400,000.00	0.00
<b>12023000 SALES GENERAL (CONT.)</b>							<b>500,000.00</b>	<b>3,300,000.00</b>	<b>0.00</b>
02101	014700100100	0000000000000000	00000	50910899	12023124	Registration of Competitive Promotion Exam 3rd Quarter 2010	500,000.00	3,300,000.00	0.00
<b>PERSONNEL COST</b>							<b>71,903,845.57</b>	<b>48,531,909.74</b>	<b>22,617,405.50</b>
<b>21010100 SALARIES AND WAGES</b>							<b>36,212,584.01</b>	<b>25,291,282.32</b>	<b>10,425,851.18</b>
02101	014700100100	0000000000000000	00000	50910899	21010101	Salary	36,212,584.01	25,291,282.32	10,425,851.18
<b>21020100 ALLOWANCES</b>							<b>35,691,261.56</b>	<b>23,240,627.42</b>	<b>12,191,554.32</b>
02101	014700100100	0000000000000000	00000	50910899	21020108	Domestic Servant	2,365,943.12	2,954,516.40	1,437,258.10
02101	014700100100	0000000000000000	00000	50910899	21020109	Entertainment	57,000.00	57,000.00	34,200.00
02101	014700100100	0000000000000000	00000	50910899	21020104	Meal Subsidy_21020104	899,488.06	933,037.40	573,303.10
02101	014700100100	0000000000000000	00000	50910899	21020105	Rent	15,381,983.35	11,717,781.41	6,187,955.62
02101	014700100100	0000000000000000	00000	50910899	21020106	Transport	12,450,000.00	3,887,209.92	2,093,604.01
02101	014700100100	0000000000000000	00000	50910899	21020107	Utility	1,274,865.90	1,090,458.28	545,229.49
02101	014700100100	0000000000000000	00000	50910899	21020103	Leave Grant	3,164,407.93	2,543,050.81	1,271,217.40
02101	014700100100	0000000000000000	00000	50910899	21020101	Non Regular Allowances	97,573.20	57,573.20	48,786.60
<b>OVERHEAD COST</b>							<b>45,000,000.00</b>	<b>34,517,000.00</b>	<b>0.00</b>
<b>22020100 TRAVEL AND TRANSPORT - GENERAL</b>							<b>11,450,000.00</b>	<b>11,450,000.00</b>	<b>0.00</b>
02101	014700100100	0000000000000000	00000	50910899	22020101	Local Travel and Transport	11,450,000.00	11,450,000.00	0.00
<b>22020300 MATERIALS AND SUPPLIES - GENERAL</b>							<b>8,101,000.00</b>	<b>7,101,000.00</b>	<b>0.00</b>
02101	014700100100	0000000000000000	00000	50910899	22020315	Office Material And Supplies	3,606,500.00	3,606,500.00	0.00
02101	014700100100	0000000000000000	00000	50910899	22020316	Computer Materials And Supplies_22020316	1,837,000.00	1,837,000.00	0.00
02101	014700100100	0000000000000000	00000	50910899	22020313	Production Of Reports To Public Accounts Committee (Pac)	1,100,000.00	100,000.00	0.00
02101	014700100100	0000000000000000	00000	50910899	22020305	Printing Of Non Security Documents	1,557,500.00	1,557,500.00	0.00
<b>22020400 MAINTENANCE SERVICES - GENERAL</b>							<b>11,433,000.00</b>	<b>4,350,000.00</b>	<b>0.00</b>
02101	014700100100	0000000000000000	00000	50910899	22020417	Maintenance Of Office Building	500,000.00	500,000.00	0.00
02101	014700100100	0000000000000000	00000	50910899	22020402	Maintenance Of Office Furniture	2,775,000.00	450,000.00	0.00
02101	014700100100	0000000000000000	00000	50910899	22020415	Maintenance Of Office Equipments	650,000.00	650,000.00	0.00
02101	014700100100	0000000000000000	00000	50910899	22020414	Maintenance Of Computer And It Equipments	250,000.00	250,000.00	0.00
02101	014700100100	0000000000000000	00000	50910899	22020401	Maintenance Of Motor Vehicle/Transport Equipment	7,258,000.00	2,500,000.00	0.00
<b>22020500 TRAINING - GENERAL</b>							<b>6,916,000.00</b>	<b>6,516,000.00</b>	<b>0.00</b>
02101	014700100100	0000000000000000	00000	50910899	22020505	Workshops, Conference And Seminar	2,916,000.00	2,516,000.00	0.00
02101	014700100100	0000000000000000	00000	50910899	22020509	Annual Conference of CSC	4,000,000.00	4,000,000.00	0.00
<b>22020600 OTHER SERVICES - GENERAL</b>							<b>3,600,000.00</b>	<b>2,600,000.00</b>	<b>0.00</b>
02101	014700100100	0000000000000000	00000	50910899	22020639	Press And Public Relation/ Advertisement	2,350,000.00	2,350,000.00	0.00







**CROSS RIVER STATE CHART OF ACCOUNT 2020**

**GENERAL ADMINISTRATION**

**014700100100 CRCSC CIVIL SERVICE COMMISSION**

Fund	Administrative	Programme	Functic	Geo	Economic	Description	Approved Budget 2020	Approved Provision 2019	Actual Rev./Exp. Jan -Aug 2019
02101	014700100100	0000000000000000	00000	50910899	22020667	Appearance In Court	1,250,000.00	250,000.00	0.00
					<b>22020700</b>	<b>CONSULTING AND PROFESSIONAL SERVICES - GEN</b>	<b>1,000,000.00</b>	<b>1,000,000.00</b>	<b>0.00</b>
02101	014700100100	0000000000000000	00000	50910899	22020715	Other Professional Services	1,000,000.00	1,000,000.00	0.00
					<b>22021000</b>	<b>MISCELLANEOUS EXPENSES GENERAL</b>	<b>1,500,000.00</b>	<b>1,500,000.00</b>	<b>0.00</b>
02101	014700100100	0000000000000000	00000	50910899	22021057	Entertainment at Meetings	1,500,000.00	1,500,000.00	0.00
					<b>22030100</b>	<b>OTHER SERVICES - GENERAL (CONT.)</b>	<b>1,000,000.00</b>	<b>0.00</b>	<b>0.00</b>
02101	014700100100	0000000000000000	00000	50910899	22030119	Conduct of examination and print of certificate	1,000,000.00	0.00	0.00
						<b>CONSOLIDATED REVENUE CHARGES</b>	<b>63,918,641.04</b>	<b>63,918,641.04</b>	<b>8,020,616.64</b>
02101	014700100100	0000000000000000	00000	50910899	21010103	Consolidated Revenue Fund Charge- Salaries	63,918,641.04	63,918,641.04	8,020,616.64
						<b>CAPITAL EXPENDITURE</b>	<b>50,891,000.00</b>	<b>82,991,000.00</b>	
03101	014700100100	099000000020107	70161	50910899	32010605	Purchase of 4No LG 45inches Television	600,000.00	600,000.00	
03101	014700100100	099000000020115	70161	50910899	32030106	Database Survey	3,350,000.00	3,350,000.00	
03101	014700100100	099000000020108	70161	50910899	23010113	Purchase of Office Equipment of Mini Library for CSC	3,000,000.00	3,000,000.00	
03101	014700100100	099000000020112	70161	50910899	23010114	Purchase of 7 No. Desktop & 5 No. Printers	1,000,000.00	1,450,000.00	
03101	014700100100	099000000020111	70161	50910899	23010113	Purchase of 4 No. Computers	2,000,000.00	3,000,000.00	
03101	014700100100	099000000020113	70161	50910899	23010115	Purchase of Photocopier 1 No.	1,350,000.00	1,350,000.00	
03101	014700100100	099000000020109	70435	50910899	23010119	Purchase of Generator	3,000,000.00	3,000,000.00	
03101	014700100100	099000000020104	70971	50910899	23050110	Production of Compendium on Competitive Exams	6,300,000.00	6,300,000.00	
03101	014700100100	099000000020102	70131	50910899	32010300	Public Service Resourcing System Platform	500,000.00	500,000.00	
03101	014700100100	099000000020106	70161	50910899	32010603	Purchase of 2No. 4 drawer fire proof cabinet	791,000.00	791,000.00	
03101	014700100100	099000000020105	70161	50910899	32010610	Purchase of 10 Refrigerators	1,000,000.00	1,000,000.00	
03101	014700100100	099000000020114	70161	50910899	32030108	Computerization of CSC	2,000,000.00	4,950,000.00	
03101	014700100100	099000000020101	70131	50910899	32010923	Updating of Commission's 2001 Guidelines	3,000,000.00	5,700,000.00	
03101	014700100100	099000000020110	70161	50910899	23010112	Furnishing of Commission's Offices/Conference Room/Interview Waiting Room	15,000,000.00	25,000,000.00	
03101	014700100100	099000000020103	70161	50910899	23010113	Purchase of 12No Laptops	3,000,000.00	3,000,000.00	
03101	014700100100	099000000020116	70131	50910899	23050111	Printing of Annual Report Score Sheets and Application Forms	5,000,000.00	20,000,000.00	

*30-2-20*  
**CERTIFIED TRUE COPY**



**CROSS RIVER STATE CHART OF ACCOUNT 2020**  
**GENERAL ADMINISTRATION**  
**014700100100 CRCSC CIVIL SERVICE COMMISSION**

<u>Fund</u>	<u>Administrative</u>	<u>Programme</u>	<u>Funcitc</u>	<u>Geo</u>	<u>Economic</u>	<u>Description</u>	<u>Approved Budget 2020</u>	<u>Approved Provision 2019</u>	<u>Actual Rev./Exp.</u> <u>Jan -Aug 2019</u>
<b>SUMMARY</b>									
						<b>Recurrent Revenue</b>	950,000.00	4,700,000.00	0.00
						<b>Capital Receipts</b>			0.00
						<b>TOTAL</b>	<b>950,000.00</b>	<b>4,700,000.00</b>	<b>0.00</b>
						<b>Personnel Cost</b>	71,903,845.57	48,531,909.74	22,617,405.50
						<b>Overhead Cost</b>	45,000,000.00	34,517,000.00	0.00
						<b>Consolidated Revenue Charges</b>	63,918,641.04	63,918,641.04	8,020,616.64
						<b>SUB-TOTAL</b>	<b>180,822,486.61</b>	<b>146,967,550.78</b>	<b>30,638,022.14</b>
						<b>Capital Expenditure</b>	50,891,000.00	82,991,000.00	0.00
						<b>TOTAL</b>	<b>231,713,486.61</b>	<b>229,958,550.78</b>	<b>30,638,022.14</b>

30-2-2020  
**CERTIFIED TRUE COPY**




# CROSS RIVER STATE CHART OF ACCOUNT 2020

## GENERAL ADMINISTRATION

### 014700200100 LGSC LOCAL GOVERNMENT SERVICE COMMISSION

Fund	Administrative	Programme	Func	Geo	Economic	Description	Approved Budget 2020	Approved Provision 2019	Actual Rev./Exp. Jan -Aug 2019
<b>RECURRENT REVENUE</b>							<b>2,350,000.00</b>	<b>4,700,000.00</b>	<b>0.00</b>
<b>12020600 SALES - GENERAL</b>							<b>350,000.00</b>	<b>700,000.00</b>	<b>0.00</b>
02101	014700200100	0000000000000000	00000	50910899	12020696	Sales Of Score Sheets	350,000.00	700,000.00	0.00
<b>12023000 SALES GENERAL (CONT.)</b>							<b>2,000,000.00</b>	<b>4,000,000.00</b>	<b>0.00</b>
02101	014700200100	0000000000000000	00000	50910899	12023101	Sales of Annual Performance Evaluation Report Form	2,000,000.00	4,000,000.00	0.00
<b>CAPITAL RECIEPTS</b>							<b>162,000,000.00</b>	<b>486,000,000.00</b>	<b>0.00</b>
<b>14020200 OTHER CAPITAL RECEIPTS_14020200</b>							<b>162,000,000.00</b>	<b>486,000,000.00</b>	<b>0.00</b>
02101	014700200100	0000000000000000	00000	50910899	14020206	Local Government Contribution	162,000,000.00	486,000,000.00	0.00
<b>PERSONNEL COST</b>							<b>45,485,825.23</b>	<b>36,549,728.04</b>	<b>31,840,919.63</b>
<b>21010100 SALARIES AND WAGES</b>							<b>25,629,526.85</b>	<b>19,366,386.00</b>	<b>17,028,750.15</b>
02101	014700200100	0000000000000000	00000	50910899	21010101	Salary	25,629,526.85	19,366,386.00	17,028,750.15
<b>21020100 ALLOWANCES</b>							<b>19,856,298.38</b>	<b>17,183,342.04</b>	<b>14,812,169.48</b>
02101	014700200100	0000000000000000	00000	50910899	21020107	Utility	419,211.36	332,233.80	369,461.80
02101	014700200100	0000000000000000	00000	50910899	21020103	Leave Grant	2,101,818.74	1,936,638.60	1,763,351.96
02101	014700200100	0000000000000000	00000	50910899	21020108	Domestic Servant	2,648,804.76	2,060,181.48	1,471,558.20
02101	014700200100	0000000000000000	00000	50910899	21020105	Rent	10,845,168.88	9,812,552.28	7,836,761.72
02101	014700200100	0000000000000000	00000	50910899	21020106	Transport	3,074,216.64	2,435,761.68	2,709,154.80
02101	014700200100	0000000000000000	00000	50910899	21020104	Meal Subsidy_21020104	698,678.00	548,974.20	616,281.00
02101	014700200100	0000000000000000	00000	50910899	21020109	Entertainment	68,400.00	57,000.00	45,600.00
<b>OVERHEAD COST</b>							<b>9,188,018.06</b>	<b>9,188,018.06</b>	<b>1,200,000.00</b>
<b>22020100 TRAVEL AND TRANSPORT - GENERAL</b>							<b>3,224,972.84</b>	<b>3,224,972.84</b>	<b>0.00</b>
02101	014700200100	0000000000000000	00000	50910899	22020102	Local Travel and Transport	3,224,972.84	3,224,972.84	0.00
<b>22020300 MATERIALS AND SUPPLIES - GENERAL</b>							<b>636,387.02</b>	<b>636,387.02</b>	<b>355,000.00</b>
02101	014700200100	0000000000000000	00000	50910899	22020315	Office Material And Supplies	166,235.00	166,235.00	105,000.00
02101	014700200100	0000000000000000	00000	50910899	22020316	Computer Materials And Supplies_22020316	470,152.02	470,152.02	250,000.00
<b>22020400 MAINTENANCE SERVICES - GENERAL</b>							<b>2,314,633.04</b>	<b>2,314,633.04</b>	<b>795,000.00</b>
02101	014700200100	0000000000000000	00000	50910899	22020401	Maintenance Of Motor Vehicle/Transport Equipment	1,110,400.00	1,110,400.00	470,000.00
02101	014700200100	0000000000000000	00000	50910899	22020405	Maintenance Of Plants/Generators	183,056.00	183,056.00	110,000.00
02101	014700200100	0000000000000000	00000	50910899	22020415	Maintenance Of Office Equipments	562,852.54	562,852.54	99,000.00
02101	014700200100	0000000000000000	00000	50910899	22020402	Maintenance Of Office Furniture	458,324.50	458,324.50	116,000.00
<b>22020600 OTHER SERVICES - GENERAL</b>							<b>2,526,425.16</b>	<b>2,526,425.16</b>	<b>0.00</b>
02101	014700200100	0000000000000000	00000	50910899	22020639	Press And Public Relation/ Advertisement	2,526,425.16	2,526,425.16	0.00
<b>22021000 MISCELLANEOUS EXPENSES GENERAL</b>							<b>485,600.00</b>	<b>485,600.00</b>	<b>50,000.00</b>
02101	014700200100	0000000000000000	00000	50910899	22021057	Entertainment at Meetings	485,600.00	485,600.00	50,000.00
<b>CONSOLIDATED REVENUE CHARGES</b>							<b>66,164,897.89</b>	<b>22,776,848.88</b>	<b>0.00</b>
02101	014700200100	0000000000000000	00000	50910899	21010103	Consolidated Revenue Fund Charge- Salaries	66,164,897.89	22,776,848.88	0.00
<b>CAPITAL EXPENDITURE</b>							<b>97,489,443.58</b>	<b>97,489,443.58</b>	
03101	014700200100	099000000020307	70131	50910899	23050103	Quarterly Monitoring and Evaluation	9,453,600.00	9,453,600.00	
03101	014700200100	099000000020303	70131	50910899	32030108	Recruitment of Local Government Staff	975,000.00	975,000.00	





# CROSS RIVER STATE CHART OF ACCOUNT 2020

## GENERAL ADMINISTRATION

### 014700200100 LGSC LOCAL GOVERNMENT SERVICE COMMISSION

Fund	Administrative	Programme	Functic	Geo	Economic	Description	Approved Budget 2020	Approved Provision 2019	Actual Rev./Exp. Jan -Aug 2019
03101	014700200100	099000000020304	70161	50910899	23050101	Training and Staff Development	81,250,000.00	81,250,000.00	
03101	014700200100	099000000020306	70461	50910899	32010907	Conduct of PRS Data Base	2,600,000.00	2,600,000.00	
03101	014700200100	099000000020302	70461	50910899	23010113	Purchase of 4 Laptops	195,000.00	195,000.00	
03101	014700200100	099000000020301	70131	50910899	32030108	Promotion of personnel of Local Government Staff	975,000.00	975,000.00	
03101	014700200100	099000000020305	70961	50910899	32030108	Conducting of benchmark study to United kingdom/USA and UK	2,040,843.58	2,040,843.58	

#### SUMMARY

<b>Recurrent Revenue</b>	2,350,000.00	4,700,000.00	0.00
<b>Capital Receipts</b>	162,000,000.00	486,000,000.00	0.00
<b>TOTAL</b>	<b>164,350,000.00</b>	<b>490,700,000.00</b>	<b>0.00</b>
<b>Personnel Cost</b>	45,485,825.23	36,549,728.04	31,840,919.63
<b>Overhead Cost</b>	9,188,018.06	9,188,018.06	1,200,000.00
<b>Consolidated Revenue Charges</b>	66,164,897.89	22,776,848.88	0.00
<b>SUB-TOTAL</b>	120,838,741.18	68,514,594.98	33,040,919.63
<b>Capital Expenditure</b>	97,489,443.58	97,489,443.58	0.00
<b>TOTAL</b>	<b>218,328,184.76</b>	<b>166,004,038.56</b>	<b>33,040,919.63</b>

30-2-2020  
 CERTIFIED TRUE COPY



# CROSS RIVER STATE CHART OF ACCOUNT 2020

## GENERAL ADMINISTRATION

### 014800100100 CRSIEC CRS INDEPENDENT ELECTORAL COMMISSION

Fund	Administrative	Programme	Functic	Geo	Economic	Description	Approved Budget 2020	Approved Provision 2019	Actual Rev./Exp. Jan -Aug 2019
						<b>RECURRENT REVENUE</b>	<b>15,000,000.00</b>	<b>15,000,000.00</b>	
					<b>12023000</b>	<b>SALES GENERAL (CONT.)</b>	<b>15,000,000.00</b>	<b>15,000,000.00</b>	
02101	014800100100	0000000000000000	00000	50910899	12023130	Sales of Normination Forms	15,000,000.00	15,000,000.00	
						<b>CAPITAL RECIEPTS</b>	<b>1,500,000,000.00</b>	<b>1,500,000,000.00</b>	<b>0.00</b>
					<b>14020200</b>	<b>OTHER CAPITAL RECEIPTS_14020200</b>	<b>1,500,000,000.00</b>	<b>1,500,000,000.00</b>	<b>0.00</b>
02101	014800100100	0000000000000000	00000	50910899	14020206	Local Government Contribution	1,500,000,000.00	1,500,000,000.00	0.00
						<b>PERSONNEL COST</b>	<b>26,520,372.05</b>	<b>22,307,297.97</b>	<b>0.00</b>
					<b>21010100</b>	<b>SALARIES AND WAGES</b>	<b>16,429,145.18</b>	<b>12,216,071.10</b>	<b>0.00</b>
02101	014800100100	0000000000000000	00000	50910899	21010101	Salary	16,429,145.18	12,216,071.10	0.00
					<b>21020100</b>	<b>ALLOWANCES</b>	<b>10,091,226.87</b>	<b>10,091,226.87</b>	<b>0.00</b>
02101	014800100100	0000000000000000	00000	50910899	21020105	Rent	6,108,036.24	6,108,036.24	0.00
02101	014800100100	0000000000000000	00000	50910899	21020103	Leave Grant	1,221,606.99	1,221,606.99	0.00
02101	014800100100	0000000000000000	00000	50910899	21020104	Meal Subsidy_21020104	358,065.20	358,065.20	0.00
02101	014800100100	0000000000000000	00000	50910899	21020106	Transport	1,575,477.12	1,575,477.12	0.00
02101	014800100100	0000000000000000	00000	50910899	21020109	Entertainment	79,987.40	79,987.40	0.00
02101	014800100100	0000000000000000	00000	50910899	21020108	Domestic Servant	533,216.00	533,216.00	0.00
02101	014800100100	0000000000000000	00000	50910899	21020107	Utility	214,837.92	214,837.92	0.00
						<b>OVERHEAD COST</b>	<b>8,500,000.00</b>	<b>11,500,000.00</b>	<b>0.00</b>
					<b>22020100</b>	<b>TRAVEL AND TRANSPORT - GENERAL</b>	<b>900,000.00</b>	<b>1,800,000.00</b>	<b>0.00</b>
02101	014800100100	0000000000000000	00000	50910899	22020102	Local Travel and Transport	900,000.00	1,800,000.00	0.00
					<b>22020200</b>	<b>UTILITIES - GENERAL</b>	<b>600,000.00</b>	<b>600,000.00</b>	<b>0.00</b>
02101	014800100100	0000000000000000	00000	50910899	22020205	Water Rates_22020205	100,000.00	100,000.00	0.00
02101	014800100100	0000000000000000	00000	50910899	22020212	Mails, Courier, Diplomatic Mail	100,000.00	100,000.00	0.00
02101	014800100100	0000000000000000	00000	50910899	22020203	Internet Access Charges	100,000.00	100,000.00	0.00
02101	014800100100	0000000000000000	00000	50910899	22020202	Telephone Charges	100,000.00	100,000.00	0.00
02101	014800100100	0000000000000000	00000	50910899	22020201	Electricity Charges	200,000.00	200,000.00	0.00
					<b>22020300</b>	<b>MATERIALS AND SUPPLIES - GENERAL</b>	<b>2,400,000.00</b>	<b>2,400,000.00</b>	<b>0.00</b>
02101	014800100100	0000000000000000	00000	50910899	22020315	Office Material And Supplies	800,000.00	800,000.00	0.00
02101	014800100100	0000000000000000	00000	50910899	22020304	Magazines and Periodicals	200,000.00	200,000.00	0.00
02101	014800100100	0000000000000000	00000	50910899	22020316	Computer Materials And Supplies_22020316	700,000.00	700,000.00	0.00
02101	014800100100	0000000000000000	00000	50910899	22020314	Other Material and Supplies	200,000.00	200,000.00	0.00
02101	014800100100	0000000000000000	00000	50910899	22020305	Printing Of Non Security Documents	500,000.00	500,000.00	0.00
					<b>22020400</b>	<b>MAINTENANCE SERVICES - GENERAL</b>	<b>3,600,000.00</b>	<b>5,100,000.00</b>	<b>0.00</b>
02101	014800100100	0000000000000000	00000	50910899	22020414	Maintenance Of Computer And It Equipments	500,000.00	500,000.00	0.00
02101	014800100100	0000000000000000	00000	50910899	22020401	Maintenance Of Motor Vehicle/Transport Equipment	500,000.00	1,500,000.00	0.00
02101	014800100100	0000000000000000	00000	50910899	22020405	Maintenance Of Plants/Generators	1,000,000.00	1,000,000.00	0.00
02101	014800100100	0000000000000000	00000	50910899	22020417	Maintenance Of Office Building	500,000.00	500,000.00	0.00
02101	014800100100	0000000000000000	00000	50910899	22020415	Maintenance Of Office Equipments	400,000.00	900,000.00	0.00
02101	014800100100	0000000000000000	00000	50910899	22020402	Maintenance Of Office Furniture	700,000.00	700,000.00	0.00

**CERTIFIED TRUE COPY**



# CROSS RIVER STATE CHART OF ACCOUNT 2020

## GENERAL ADMINISTRATION

### 014800100100 CRSIEC CRS INDEPENDENT ELECTORAL COMMISSION

Fund	Administrative	Programme	Func	Geo	Economic	Description	Approved Budget 2020	Approved Provision 2019	Actual Rev./Exp. Jan -Aug 2019
					<b>22020600</b>	<b>OTHER SERVICES - GENERAL</b>	<b>400,000.00</b>	<b>700,000.00</b>	<b>0.00</b>
02101	014800100100	0000000000000000	00000	50910899	22020605	Cleaning and Fumigation Services	200,000.00	200,000.00	0.00
02101	014800100100	0000000000000000	00000	50910899	22020639	Press And Public Relation/ Advertisement	200,000.00	500,000.00	0.00
					<b>22020900</b>	<b>FINANCIAL CHARGES - GENERAL</b>	<b>200,000.00</b>	<b>200,000.00</b>	<b>0.00</b>
02101	014800100100	0000000000000000	00000	50910899	22020901	Bank Charges (Other Than Interest)	200,000.00	200,000.00	0.00
					<b>22021000</b>	<b>MISCELLANEOUS EXPENSES GENERAL</b>	<b>400,000.00</b>	<b>700,000.00</b>	<b>0.00</b>
02101	014800100100	0000000000000000	00000	50910899	22021052	Financial Assistance	200,000.00	200,000.00	0.00
02101	014800100100	0000000000000000	00000	50910899	22021057	Entertainment at Meetings	200,000.00	500,000.00	0.00
						<b>CONSOLIDATED REVENUE CHARGES</b>	<b>38,088,931.88</b>	<b>38,088,931.88</b>	<b>0.00</b>
02101	014800100100	0000000000000000	00000	50910899	21010103	Consolidated Revenue Fund Charge- Salaries	38,088,931.88	38,088,931.88	0.00
						<b>CAPITAL EXPENDITURE</b>	<b>1,510,000,000.00</b>	<b>1,510,000,000.00</b>	
03101	014800100100	099000000020202	70611	50910899	23020101	CROSIEC building Renovation	10,000,000.00	10,000,000.00	
03101	014800100100	099000000020201	70161	50910899	23050106	Conduct of Local Government Elections	1,500,000,000.00	1,500,000,000.00	

#### SUMMARY

<b>Recurrent Revenue</b>	15,000,000.00	15,000,000.00	0.00
<b>Capital Receipts</b>	1,500,000,000.00	1,500,000,000.00	0.00
<b>TOTAL</b>	<b>1,515,000,000.00</b>	<b>1,515,000,000.00</b>	<b>0.00</b>
<b>Personnel Cost</b>	26,520,372.05	22,307,297.97	0.00
<b>Overhead Cost</b>	8,500,000.00	11,500,000.00	0.00
<b>Consolidated Revenue Charges</b>	38,088,931.88	38,088,931.88	0.00
<b>SUB-TOTAL</b>	<b>73,109,303.93</b>	<b>71,896,229.85</b>	<b>0.00</b>
<b>Capital Expenditure</b>	1,510,000,000.00	1,510,000,000.00	0.00
<b>TOTAL</b>	<b>1,583,109,303.93</b>	<b>1,581,896,229.85</b>	<b>0.00</b>





# CROSS RIVER STATE CHART OF ACCOUNT 2020

## GENERAL ADMINISTRATION

### 014800200200 MOFA Ministry of Foreign Affairs

Fund	Administrative	Programme	Functic	Geo	Economic	Description	Approved Budget 2020	Approved Provision 2019	Actual Rev./Exp. Jan -Aug 2019
<b>OVERHEAD COST</b>							<b>12,000,000.00</b>	<b>0.00</b>	<b>0.00</b>
<b>22020100 TRAVEL AND TRANSPORT - GENERAL</b>							<b>5,000,000.00</b>	<b>0.00</b>	<b>0.00</b>
02101	014800200200	0000000000000000	00000	50910899	22020102	Local Travel and Transport	5,000,000.00	0.00	0.00
<b>22020200 UTILITIES - GENERAL</b>							<b>400,000.00</b>	<b>0.00</b>	<b>0.00</b>
02101	014800200200	0000000000000000	00000	50910899	22020202	Telephone Charges	200,000.00	0.00	0.00
02101	014800200200	0000000000000000	00000	50910899	22020201	Electricity Charges	200,000.00	0.00	0.00
<b>22020300 MATERIALS AND SUPPLIES - GENERAL</b>							<b>1,600,000.00</b>	<b>0.00</b>	<b>0.00</b>
02101	014800200200	0000000000000000	00000	50910899	22020314	Other Material and Supplies	400,000.00	0.00	0.00
02101	014800200200	0000000000000000	00000	50910899	22020316	Computer Materials And Supplies_22020316	400,000.00	0.00	0.00
02101	014800200200	0000000000000000	00000	50910899	22020315	Office Material And Supplies	400,000.00	0.00	0.00
02101	014800200200	0000000000000000	00000	50910899	22020305	Printing Of Non Security Documents	400,000.00	0.00	0.00
<b>22020400 MAINTENANCE SERVICES - GENERAL</b>							<b>3,000,000.00</b>	<b>0.00</b>	<b>0.00</b>
02101	014800200200	0000000000000000	00000	50910899	22020417	Maintenance Of Office Building	600,000.00	0.00	0.00
02101	014800200200	0000000000000000	00000	50910899	22020405	Maintenance Of Plants/Generators	400,000.00	0.00	0.00
02101	014800200200	0000000000000000	00000	50910899	22020414	Maintenance Of Computer And It Equipments	400,000.00	0.00	0.00
02101	014800200200	0000000000000000	00000	50910899	22020420	Maintenance -Others Infrastructure (diesel)	300,000.00	0.00	0.00
02101	014800200200	0000000000000000	00000	50910899	22020401	Maintenance Of Motor Vehicle/Transport Equipment	600,000.00	0.00	0.00
02101	014800200200	0000000000000000	00000	50910899	22020402	Maintenance Of Office Furniture	200,000.00	0.00	0.00
02101	014800200200	0000000000000000	00000	50910899	22020415	Maintenance Of Office Equipments	500,000.00	0.00	0.00
<b>22020500 TRAINING - GENERAL</b>							<b>2,000,000.00</b>	<b>0.00</b>	<b>0.00</b>
02101	014800200200	0000000000000000	00000	50910899	22020501	Local Training	2,000,000.00	0.00	0.00
<b>CONSOLIDATED REVENUE CHARGES</b>							<b>9,895,742.16</b>	<b>0.00</b>	<b>0.00</b>
02101	014800200200	0000000000000000	00000	50910899	21010103	Consolidated Revenue Fund Charge- Salaries	9,895,742.16	0.00	0.00
<b>CAPITAL EXPENDITURE</b>							<b>19,000,000,000.00</b>	<b>11,700,000,000.00</b>	
03101	014800200200	0990000000027503	70131	50910899	32010217	Acquisition/Renting of offices America	3,000,000,000.00	1,500,000,000.00	
03101	014800200200	0990000000027506	70131	50910899	32010217	Acquisition/Renting of offices Ethopia	1,000,000,000.00	600,000,000.00	
03101	014800200200	0990000000027507	70131	50910899	23050109	Grants to the Respective Representatives & Offices	8,000,000,000.00	6,000,000,000.00	
03101	014800200200	0990000000027504	70131	50910899	32010217	Acquisition/Renting of offices Brazil	2,000,000,000.00	1,000,000,000.00	
03101	014800200200	0990000000027501	70131	50910899	32010217	Acquisition/Renting of offices at London	2,000,000,000.00	1,000,000,000.00	
03101	014800200200	0990000000027502	70131	50910899	32010217	Acquisition/Renting of offices China	2,000,000,000.00	1,000,000,000.00	
03101	014800200200	0990000000027505	70131	50910899	32010217	Acquisition/Renting of offices Kenya	1,000,000,000.00	600,000,000.00	

30-2-2020  
**CERTIFIED TRUE COPY**



**CROSS RIVER STATE CHART OF ACCOUNT 2020**  
**GENERAL ADMINISTRATION**  
**014800200200 MOFA Ministry of Foreign Affairs**

<u>Fund</u>	<u>Administrative</u>	<u>Programme</u>	<u>Func</u>	<u>Geo</u>	<u>Economic</u>	<u>Description</u>	<u>Approved Budget 2020</u>	<u>Approved Provision 2019</u>	<u>Actual Rev./Exp.</u> <u>Jan -Aug 2019</u>
<b>SUMMARY</b>									
						<b>Recurrent Revenue</b>			0.00
						<b>Capital Receipts</b>			0.00
						<b>TOTAL</b>			<b>0.00</b>
						<b>Personnel Cost</b>			0.00
						<b>Overhead Cost</b>	12,000,000.00	0.00	0.00
						<b>Consolidated Revenue Charges</b>	9,895,742.16	0.00	0.00
						SUB-TOTAL	21,895,742.16	0.00	0.00
						<b>Capital Expenditure</b>	19,000,000,000.00	11,700,000,000.00	0.00
						<b>TOTAL</b>	<b>19,021,895,742.16</b>	<b>11,700,000,000.00</b>	<b>0.00</b>

30-2-2020  
 CERTIFIED TRUE COPY





# CROSS RIVER STATE CHART OF ACCOUNT 2020

## GENERAL ADMINISTRATION

### 014800200400 GS GREEN SHERIFF

<u>Fund</u>	<u>Administrative</u>	<u>Programme</u>	<u>Funcitc</u>	<u>Geo</u>	<u>Economic</u>	<u>Description</u>	<u>Approved Budget 2020</u>	<u>Approved Provision 2019</u>	<u>Actual Rev./Exp.</u> <u>Jan -Aug 2019</u>
<b>CONSOLIDATED REVENUE CHARGES</b>							<b>4,000,000.00</b>	<b>0.00</b>	<b>0.00</b>
02101	014800200400	0000000000000000	00000	50910899	21010103	Consolidated Revenue Fund Charge- Salaries	4,000,000.00	0.00	0.00
<b>CAPITAL EXPENDITURE</b>							<b>300,000,000.00</b>		
03101	014800200400	0990000000027508	70131	50910899	32010217	Rent of Office Accommodation Across the State/Allowances	300,000,000.00		

#### SUMMARY

<b>Recurrent Revenue</b>			0.00
<b>Capital Receipts</b>			0.00
<b>TOTAL</b>			<b>0.00</b>
<b>Personnel Cost</b>			0.00
<b>Overhead Cost</b>		0.00	0.00
<b>Consolidated Revenue Charges</b>	4,000,000.00	0.00	0.00
<b>SUB-TOTAL</b>	4,000,000.00	0.00	0.00
<b>Capital Expenditure</b>	300,000,000.00		0.00
<b>TOTAL</b>	<b>304,000,000.00</b>	<b>0.00</b>	<b>0.00</b>

30-2-2020  
 CERTIFIED TRUE COPY




# CROSS RIVER STATE CHART OF ACCOUNT 2020

## GENERAL ADMINISTRATION

### 014800200500 BMED BUDGET MONITORING & EVALUATION DEPARTMENT

Fund	Administrative	Programme	Func	Geo	Economic	Description	Approved Budget 2020	Approved Provision 2019	Actual Rev./Exp. Jan -Aug 2019
<b>PERSONNEL COST</b>							<b>28,191,414.20</b>	<b>28,191,414.20</b>	<b>0.00</b>
<b>21010100 SALARIES AND WAGES</b>							<b>11,783,923.92</b>	<b>11,783,923.92</b>	<b>0.00</b>
02101	014800200500	0000000000000000	00000	50910899	21010101	Salary	11,783,923.92	11,783,923.92	0.00
<b>21020100 ALLOWANCES</b>							<b>16,407,490.28</b>	<b>16,407,490.28</b>	<b>0.00</b>
02101	014800200500	0000000000000000	00000	50910899	21020103	Leave Grant	1,178,392.40	1,178,392.40	0.00
02101	014800200500	0000000000000000	00000	50910899	21020105	Rent	5,891,961.96	5,891,961.96	0.00
02101	014800200500	0000000000000000	00000	50910899	21020104	Meal Subsidy_21020104	352,375.20	352,375.20	0.00
02101	014800200500	0000000000000000	00000	50910899	21020109	Entertainment	22,800.00	22,800.00	0.00
02101	014800200500	0000000000000000	00000	50910899	21020173	Estimate Allowance	5,891,961.96	5,891,961.96	0.00
02101	014800200500	0000000000000000	00000	50910899	21020108	Domestic Servant	1,177,246.56	1,177,246.56	0.00
02101	014800200500	0000000000000000	00000	50910899	21020107	Utility	211,383.84	211,383.84	0.00
02101	014800200500	0000000000000000	00000	50910899	21020106	Transport	1,681,368.36	1,681,368.36	0.00
<b>OVERHEAD COST</b>							<b>77,779,513,993.93</b>	<b>167,554,899.74</b>	<b>0.00</b>
<b>22020100 TRAVEL AND TRANSPORT - GENERAL</b>							<b>1,242,496.74</b>	<b>1,242,496.74</b>	<b>0.00</b>
02101	014800200500	0000000000000000	00000	50910899	22020102	Local Travel and Transport	1,242,496.74	1,242,496.74	0.00
<b>22020200 UTILITIES - GENERAL</b>							<b>80,000.00</b>	<b>80,000.00</b>	<b>0.00</b>
02101	014800200500	0000000000000000	00000	50910899	22020205	Water Rates_22020205	4,000.00	4,000.00	0.00
02101	014800200500	0000000000000000	00000	50910899	22020202	Telephone Charges	36,000.00	36,000.00	0.00
02101	014800200500	0000000000000000	00000	50910899	22020211	Other Utility	24,000.00	24,000.00	0.00
02101	014800200500	0000000000000000	00000	50910899	22020212	Mails, Courier, Diplomatic Mail	16,000.00	16,000.00	0.00
<b>22020300 MATERIALS AND SUPPLIES - GENERAL</b>							<b>3,246,600.00</b>	<b>3,246,600.00</b>	<b>0.00</b>
02101	014800200500	0000000000000000	00000	50910899	22020316	Computer Materials And Supplies_22020316	1,482,900.00	1,482,900.00	0.00
02101	014800200500	0000000000000000	00000	50910899	22020315	Office Material And Supplies	1,763,700.00	1,763,700.00	0.00
<b>22020400 MAINTENANCE SERVICES - GENERAL</b>							<b>5,320,203.00</b>	<b>5,320,203.00</b>	<b>0.00</b>
02101	014800200500	0000000000000000	00000	50910899	22020401	Maintenance Of Motor Vehicle/Transport Equipment	1,037,803.00	1,037,803.00	0.00
02101	014800200500	0000000000000000	00000	50910899	22020404	Maintenance Of Office / It Equipments	50,000.00	50,000.00	0.00
02101	014800200500	0000000000000000	00000	50910899	22020402	Maintenance Of Office Furniture	192,000.00	192,000.00	0.00
02101	014800200500	0000000000000000	00000	50910899	22020405	Maintenance Of Plants/Generators	4,040,400.00	4,040,400.00	0.00
<b>22020500 TRAINING - GENERAL</b>							<b>6,000,000.00</b>	<b>6,000,000.00</b>	<b>0.00</b>
02101	014800200500	0000000000000000	00000	50910899	22020505	Workshops, Conference And Seminar	3,000,000.00	3,000,000.00	0.00
02101	014800200500	0000000000000000	00000	50910899	22020502	International Training	3,000,000.00	3,000,000.00	0.00
<b>22020700 CONSULTING AND PROFESSIONAL SERVICES - GEN</b>							<b>1,300,000.00</b>	<b>1,300,000.00</b>	<b>0.00</b>
02101	014800200500	0000000000000000	00000	50910899	22020715	Other Professional Services	1,000,000.00	1,000,000.00	0.00
02101	014800200500	0000000000000000	00000	50910899	22020720	Research, Survey and Field Investigation	300,000.00	300,000.00	0.00
<b>22021000 MISCELLANEOUS EXPENSES GENERAL</b>							<b>77,762,324,694.19</b>	<b>150,365,600.00</b>	<b>0.00</b>
02101	014800200500	0000000000000000	00000	50910899	22021047	Servicom	40,000.00	40,000.00	0.00
02101	014800200500	0000000000000000	00000	50910899	22021057	Entertainment at Meetings	325,600.00	325,600.00	0.00
02101	014800200500	0000000000000000	00000	50910899	22021037	Margin For Increase In Costs	77,761,959,094.19	150,000,000.00	0.00
<b>CONSOLIDATED REVENUE CHARGES</b>							<b>5,431,913.80</b>	<b>5,431,913.80</b>	<b>0.00</b>





# CROSS RIVER STATE CHART OF ACCOUNT 2020

## GENERAL ADMINISTRATION

### 014800200500 BMED BUDGET MONITORING & EVALUATION DEPARTMENT

Fund	Administrative	Programme	Func	Geo	Economic	Description	Approved Budget 2020	Approved Provision 2019	Actual Rev./Exp. Jan -Aug 2019
02101	014800200500	0000000000000000	00000	50910899	21010103	Consolidated Revenue Fund Charge- Salaries	5,431,913.80	5,431,913.80	0.00
<b>CAPITAL EXPENDITURE</b>							<b>14,931,720,740.42</b>	<b>1,239,291,619.00</b>	
03101	014800200500	000130000020134	70131	50910899	23050103	Joint Budget Monitoring with House of Assembly	50,000,000.00	50,000,000.00	
03101	014800200500	000130000020127	70161	50910899	23050103	Production of Supplementary Budget	6,285,135.00	6,285,135.00	
03101	014800200500	000130000020133	70131	50910899	23050103	Preparation of Budget Ceiling to MDAs	650,500.00	650,500.00	
03101	014800200500	000130000020132	70131	50910899	23050103	Preparation of Medium Term Expenditure Framework	2,000,700.00	2,000,700.00	
03101	014800200500	000130000020131	70131	50910899	23050103	Preparation of Quarterly Monitoring and Evaluation	8,132,000.00	8,132,000.00	
03101	014800200500	000130000020130	70131	50910899	23050103	Production of Quarterly Monitoring and Evaluation Report	8,260,000.00	8,260,000.00	
03101	014800200500	000130000020128	70161	50910899	23050103	Production of 2013-2016 MTEF and MTSS	2,000,000.00	2,000,000.00	
03101	014800200500	000130000020126	70131	50910899	23050103	Production of Budget Speech	1,000,000.00	1,000,000.00	
03101	014800200500	000130000020124	70131	50910899	23050103	Production of Budget Manual	1,979,200.00	1,979,200.00	
03101	014800200500	000130000020123	70131	50910899	23050103	Production /Review of Budget Hand Book	5,000,000.00	5,000,000.00	
03101	014800200500	000130000020129	70161	50910899	23050101	Gender Related Activities	1,000,000.00	1,000,000.00	
03101	014800200500	000130000020125	70131	50910899	32010312	Purchase of 25KVA Inverter /Solar Panel	5,000,000.00	5,000,000.00	
03101	014800200500	000130000020104	70131	50910899	23050103	Development and Production of a 4-years Strategy Paper	924,400.00	2,204,400.00	
03101	014800200500	000130000020119	70161	50910899	23050103	Production of Citizen Budget	2,000,000.00	2,000,000.00	
03101	014800200500	000130000020113	70131	50910899	32030106	Quarterly Maintenance of Software Package	12,000,000.00	12,000,000.00	
03101	014800200500	000130000020121	70161	50910899	23050103	Production of Budget MTSS Document Report	4,472,800.00	2,472,800.00	
03101	014800200500	000130000020111	70131	50910899	23050103	Post Consultative Forum for MDAs	2,000,000.00	2,000,000.00	
03101	014800200500	000130000020105	70131	50910899	23050103	Stakeholders Consultation Forum	12,000,500.00	12,000,500.00	
03101	014800200500	000130000020135	70131	50910899	23050103	Capital Services Provision	14,668,709,121.42	1,000,000,000.00	
03101	014800200500	000130000020101	70131	50910899	32010511	Management of Website	2,564,000.00	2,564,000.00	
03101	014800200500	000130000020118	70131	50910899	23030120	Office Renovation	50,000,000.00	30,000,000.00	
03101	014800200500	000130000020114	70161	50910899	23050103	Public of Compendium of Budget Speeches and Analysis	5,000,000.00	5,000,000.00	
03101	014800200500	000130000020120	70161	50910899	23050103	Publication	5,000,000.00	5,000,000.00	
03101	014800200500	000130000020106	70131	50910899	23050103	Issuance of Budget Call Circular	1,000,960.00	1,000,960.00	
03101	014800200500	000130000020107	70131	50910899	23050103	Budget Hearing /Defence Meeting	7,000,000.00	4,000,000.00	
03101	014800200500	000130000020108	70161	50910899	23050103	Press Briefing/Budget Analysis	670,080.00	670,080.00	
03101	014800200500	000130000020109	70131	50910899	23050103	Revision of Budget Calendar	2,000,000.00	2,000,000.00	
03101	014800200500	000130000020110	70131	50910899	23050103	FGN/NDDC Budget Monitoring Report	4,000,000.00	4,000,000.00	
03101	014800200500	000130000020103	70161	50910899	23050103	Production of State Annual Budget Document	10,001,344.00	10,001,344.00	
03101	014800200500	000130000020122	70131	50910899	23050103	Consultative Forum with MDAs to consider Quarterly Report	8,150,000.00	8,150,000.00	
03101	014800200500	000130000020102	70131	50910899	23010139	Purchase of Workstation Table/Swivel Chair for Data Centre	3,000,000.00	3,000,000.00	
03101	014800200500	000130000020117	70131	50910899	23010129	Procurement of Complete RISO 9050 Color Printer/Accessories	15,000,000.00	15,000,000.00	
03101	014800200500	000130000020116	70131	50910899	23050101	Consultancy Services	15,000,000.00	15,000,000.00	
03101	014800200500	000130000020115	70131	50910899	23010139	Purchase of Office Equipment	9,920,000.00	9,920,000.00	





**CROSS RIVER STATE CHART OF ACCOUNT 2020**

**GENERAL ADMINISTRATION**

**014800200500 BMED BUDGET MONITORING & EVALUATION DEPARTMENT**

<u>Fund</u>	<u>Administrative</u>	<u>Programme</u>	<u>Funcitc</u>	<u>Geo</u>	<u>Economic</u>	<u>Description</u>	<u>Approved Budget 2020</u>	<u>Approved Provision 2019</u>	<u>Actual Rev./Exp.</u> <u>Jan -Aug 2019</u>
<b>SUMMARY</b>									
<b>Recurrent Revenue</b>									0.00
<b>Capital Receipts</b>									0.00
<b>TOTAL</b>									<b>0.00</b>
<b>Personnel Cost</b>							28,191,414.20	28,191,414.20	0.00
<b>Overhead Cost</b>							77,779,513,993.93	167,554,899.74	0.00
<b>Consolidated Revenue Charges</b>							5,431,913.80	5,431,913.80	0.00
<b>SUB-TOTAL</b>							77,813,137,321.93	201,178,227.74	0.00
<b>Capital Expenditure</b>							14,931,720,740.42	1,239,291,619.00	0.00
<b>TOTAL</b>							<b>92,744,858,062.35</b>	<b>1,440,469,846.74</b>	<b>0.00</b>

30-2-2020




# CROSS RIVER STATE CHART OF ACCOUNT 2020

## GENERAL ADMINISTRATION

### 014800200600 DLP DEPARTMENT OF LABOUR AND PRODUCTIVITY

Fund	Administrative	Programme	Func	Geo	Economic	Description	Approved Budget 2020	Approved Provision 2019	Actual Rev./Exp. Jan -Aug 2019
<b>PERSONNEL COST</b>							<b>32,192,897.34</b>	<b>19,389,593.31</b>	<b>0.00</b>
<b>21010100 SALARIES AND WAGES</b>							<b>22,813,626.75</b>	<b>10,010,322.72</b>	<b>0.00</b>
02101	014800200600	0000000000000000	00000	50910899	21010101	Salary	22,813,626.75	10,010,322.72	0.00
<b>21020100 ALLOWANCES</b>							<b>9,379,270.59</b>	<b>9,379,270.59</b>	<b>0.00</b>
02101	014800200600	0000000000000000	00000	50910899	21020109	Entertainment	352,829.16	352,829.16	0.00
02101	014800200600	0000000000000000	00000	50910899	21020103	Leave Grant	1,001,032.23	1,001,032.23	0.00
02101	014800200600	0000000000000000	00000	50910899	21020106	Transport	948,224.40	948,224.40	0.00
02101	014800200600	0000000000000000	00000	50910899	21020108	Domestic Servant	2,342,523.72	2,342,523.72	0.00
02101	014800200600	0000000000000000	00000	50910899	21020104	Meal Subsidy_21020104	200,718.00	200,718.00	0.00
02101	014800200600	0000000000000000	00000	50910899	21020107	Utility	471,745.56	471,745.56	0.00
02101	014800200600	0000000000000000	00000	50910899	21020105	Rent	4,062,197.52	4,062,197.52	0.00
<b>OVERHEAD COST</b>							<b>4,538,360.00</b>	<b>2,607,760.00</b>	<b>2,500,000.00</b>
<b>22020100 TRAVEL AND TRANSPORT - GENERAL</b>							<b>2,633,923.00</b>	<b>1,365,811.00</b>	<b>1,609,400.00</b>
02101	014800200600	0000000000000000	00000	50910899	22020101	Local Travel and Transport	2,633,923.00	1,365,811.00	1,609,400.00
<b>22020300 MATERIALS AND SUPPLIES - GENERAL</b>							<b>426,325.00</b>	<b>513,360.00</b>	<b>492,700.00</b>
02101	014800200600	0000000000000000	00000	50910899	22020315	Office Material And Supplies	319,842.50	363,360.00	209,750.00
02101	014800200600	0000000000000000	00000	50910899	22020316	Computer Materials And Supplies_22020316	106,482.50	150,000.00	282,950.00
<b>22020400 MAINTENANCE SERVICES - GENERAL</b>							<b>947,395.00</b>	<b>728,589.00</b>	<b>397,900.00</b>
02101	014800200600	0000000000000000	00000	50910899	22020403	Maintenance Of Office Building / Residential Qtrs	50,000.00	0.00	0.00
02101	014800200600	0000000000000000	00000	50910899	22020402	Maintenance Of Office Furniture	150,000.00	0.00	0.00
02101	014800200600	0000000000000000	00000	50910899	22020406	Other Maintenance Services	528,589.00	528,589.00	0.00
02101	014800200600	0000000000000000	00000	50910899	22020401	Maintenance Of Motor Vehicle/Transport Equipment	168,806.00	200,000.00	397,900.00
02101	014800200600	0000000000000000	00000	50910899	22020404	Maintenance Of Office / It Equipments	50,000.00	0.00	0.00
<b>22020600 OTHER SERVICES - GENERAL</b>							<b>101,736.00</b>	<b>0.00</b>	<b>0.00</b>
02101	014800200600	0000000000000000	00000	50910899	22020639	Press And Public Relation/ Advertisement	868.00	0.00	0.00
02101	014800200600	0000000000000000	00000	50910899	22020635	Other Service	100,868.00	0.00	0.00
<b>22021000 MISCELLANEOUS EXPENSES GENERAL</b>							<b>428,981.00</b>	<b>0.00</b>	<b>0.00</b>
02101	014800200600	0000000000000000	00000	50910899	22021057	Entertainment at Meetings	428,981.00	0.00	0.00
<b>CONSOLIDATED REVENUE CHARGES</b>							<b>4,776,848.88</b>	<b>4,776,848.88</b>	<b>0.00</b>
02101	014800200600	0000000000000000	00000	50910899	21010103	Consolidated Revenue Fund Charge- Salaries	4,776,848.88	4,776,848.88	0.00
<b>CAPITAL EXPENDITURE</b>							<b>25,360,000.00</b>	<b>27,307,500.00</b>	
03101	014800200600	099000000018303	70412	50910899	23050105	Settlement of Industrial Disharmony	2,000,000.00	2,047,500.00	
03101	014800200600	099000000018304	70412	50910899	23050101	Meetings with Various Industrial Union	3,250,000.00	3,250,000.00	
03101	014800200600	099000000018305	70412	50910899	23050106	Assistance to Labour Unions	5,000,000.00	3,900,000.00	
03101	014800200600	099000000018306	70131	50910899	23050101	Trainig of Labour Leaders	1,250,000.00	3,250,000.00	
03101	014800200600	099000000018307	70161	50910899	23010112	Fixing of fitting, Furniture and Equipment	1,950,000.00	1,950,000.00	
03101	014800200600	099000000018302	70491	50910899	23050104	National Productivity Day Celebration and activities	3,160,000.00	3,160,000.00	
03101	014800200600	099000000018301	70412	50910899	23050104	Workers day and call its activities	5,500,000.00	6,500,000.00	
03101	014800200600	099000000018308	70131	50910899	23050111	Productivity Campaign Access Across MDA's and LGA	3,250,000.00	3,250,000.00	





**CROSS RIVER STATE CHART OF ACCOUNT 2020**  
**GENERAL ADMINISTRATION**  
**014800200600 DLP DEPARTMENT OF LABOUR AND PRODUCTIVITY**


<u>Fund</u>	<u>Administrative</u>	<u>Programme</u>	<u>Functic</u>	<u>Geo</u>	<u>Economic</u>	<u>Description</u>	<u>Approved Budget 2020</u>	<u>Approved Provision 2019</u>	<u>Actual Rev./Exp.</u> <u>Jan -Aug 2019</u>
<b>SUMMARY</b>									
<b>Recurrent Revenue</b>									0.00
<b>Capital Receipts</b>									0.00
<b>TOTAL</b>									<b>0.00</b>
<b>Personnel Cost</b>							32,192,897.34	19,389,593.31	0.00
<b>Overhead Cost</b>							4,538,360.00	2,607,760.00	2,500,000.00
<b>Consolidated Revenue Charges</b>							4,776,848.88	4,776,848.88	0.00
<b>SUB-TOTAL</b>							41,508,106.22	26,774,202.19	2,500,000.00
<b>Capital Expenditure</b>							25,360,000.00	27,307,500.00	0.00
<b>TOTAL</b>							<b>66,868,106.22</b>	<b>54,081,702.19</b>	<b>2,500,000.00</b>

30-2-2020



**CROSS RIVER STATE CHART OF ACCOUNT 2020**  
**GENERAL ADMINISTRATION**  
**014800200700 CRSCC CRS CARNIVAL COMMISSION**

Fund	Administrative	Programme	Func	Geo	Economic	Description	Approved Budget 2020	Approved Provision 2019	Actual Rev./Exp. Jan -Aug 2019
<b>RECURRENT REVENUE</b>							<b>6,000,000.00</b>	<b>6,000,000.00</b>	<b>0.00</b>
<b>12022000 FEES - GENERAL (CONT.)</b>							<b>6,000,000.00</b>	<b>6,000,000.00</b>	<b>0.00</b>
02101	014800200700	0000000000000000	00000	50910899	12022206	Rentals/Gate takings	6,000,000.00	6,000,000.00	0.00
<b>PERSONNEL COST</b>							<b>13,594,749.00</b>	<b>13,394,169.00</b>	<b>5,816,937.00</b>
<b>21010100 SALARIES AND WAGES</b>							<b>7,252,615.00</b>	<b>5,801,390.00</b>	<b>3,083,226.00</b>
02101	014800200700	0000000000000000	00000	50910899	21010101	Salary	7,252,615.00	5,801,390.00	3,083,226.00
<b>21020100 ALLOWANCES</b>							<b>6,342,134.00</b>	<b>7,592,779.00</b>	<b>2,733,711.00</b>
02101	014800200700	0000000000000000	00000	50910899	21020103	Leave Grant	666,190.00	358,854.00	308,323.00
02101	014800200700	0000000000000000	00000	50910899	21020108	Domestic Servant	1,177,235.00	1,815,661.00	343,364.00
02101	014800200700	0000000000000000	00000	50910899	21020109	Entertainment	22,800.00	1,238,438.00	6,650.00
02101	014800200700	0000000000000000	00000	50910899	21020104	Meal Subsidy_21020104	203,202.00	395,910.00	88,992.00
02101	014800200700	0000000000000000	00000	50910899	21020107	Utility	121,912.00	104,781.00	53,389.00
02101	014800200700	0000000000000000	00000	50910899	21020105	Rent	3,256,676.00	2,900,695.00	1,541,613.00
02101	014800200700	0000000000000000	00000	50910899	21020106	Transport	894,119.00	778,440.00	391,380.00
<b>OVERHEAD COST</b>							<b>94,536,686.00</b>	<b>94,443,886.00</b>	<b>173,000.00</b>
<b>22020100 TRAVEL AND TRANSPORT - GENERAL</b>							<b>34,600,300.00</b>	<b>34,334,500.00</b>	<b>0.00</b>
02101	014800200700	0000000000000000	00000	50910899	22020107	Oversea Travel and Transport	30,000,000.00	30,000,000.00	0.00
02101	014800200700	0000000000000000	00000	50910899	22020102	Local Travel and Transport	4,600,300.00	4,334,500.00	0.00
<b>22020200 UTILITIES - GENERAL</b>							<b>484,476.00</b>	<b>484,476.00</b>	<b>0.00</b>
02101	014800200700	0000000000000000	00000	50910899	22020202	Telephone Charges	120,000.00	120,000.00	0.00
02101	014800200700	0000000000000000	00000	50910899	22020203	Internet Access Charges	349,476.00	349,476.00	0.00
02101	014800200700	0000000000000000	00000	50910899	22020205	Water Rates_22020205	15,000.00	15,000.00	0.00
<b>22020300 MATERIALS AND SUPPLIES - GENERAL</b>							<b>3,290,730.00</b>	<b>3,290,730.00</b>	<b>0.00</b>
02101	014800200700	0000000000000000	00000	50910899	22020315	Office Material And Supplies	3,290,730.00	3,290,730.00	0.00
<b>22020400 MAINTENANCE SERVICES - GENERAL</b>							<b>5,086,180.00</b>	<b>5,086,180.00</b>	<b>0.00</b>
02101	014800200700	0000000000000000	00000	50910899	22020401	Maintenance Of Motor Vehicle/Transport Equipment	3,022,880.00	3,022,880.00	0.00
02101	014800200700	0000000000000000	00000	50910899	22020402	Maintenance Of Office Furniture	132,500.00	132,500.00	0.00
02101	014800200700	0000000000000000	00000	50910899	22020414	Maintenance Of Computer And It Equipments	1,930,800.00	1,930,800.00	0.00
<b>22021000 MISCELLANEOUS EXPENSES GENERAL</b>							<b>75,000.00</b>	<b>248,000.00</b>	<b>173,000.00</b>
02101	014800200700	0000000000000000	00000	50910899	22021053	Hospitality_22021053	0.00	173,000.00	173,000.00
02101	014800200700	0000000000000000	00000	50910899	22021057	Entertainment at Meetings	75,000.00	75,000.00	0.00
<b>22040100 LOCAL GRANTS AND CONTRIBUTIONS</b>							<b>51,000,000.00</b>	<b>51,000,000.00</b>	<b>0.00</b>
02101	014800200700	0000000000000000	00000	50910899	22040125	Subvention	51,000,000.00	51,000,000.00	0.00
<b>CONSOLIDATED REVENUE CHARGES</b>							<b>13,200,000.00</b>	<b>13,200,000.00</b>	<b>4,400,000.00</b>
02101	014800200700	0000000000000000	00000	50910899	21010103	Consolidated Revenue Fund Charge- Salaries	13,200,000.00	13,200,000.00	4,400,000.00
<b>CAPITAL EXPENDITURE</b>							<b>3,707,200,000.00</b>	<b>3,947,200,000.00</b>	
03101	014800200700	099000000020520	70161	50910899	23050104	Carnival dry run	50,000,000.00	50,000,000.00	
03101	014800200700	099000000020521	71091	50910899	23010128	Barricade	62,000,000.00	32,000,000.00	
03101	014800200700	099000000020510	70461	50910899	23010140	Purchase of Walkie-Talkie	10,000,000.00	10,000,000.00	





**CROSS RIVER STATE CHART OF ACCOUNT 2020**  
**GENERAL ADMINISTRATION**  
**014800200700 CRSCC CRS CARNIVAL COMMISSION**

Fund	Administrative	Programme	Functic	Geo	Economic	Description	Approved Budget 2020	Approved Provision 2019	Actual Rev./Exp. Jan -Aug 2019
03101	014800200700	099000000020512	70821	50910899	23050104	Honorarium to different Cultural Groups	50,000,000.00	50,000,000.00	
03101	014800200700	099000000020518	70161	50910899	32010911	Acquisition of Musical Instrument for Bands	35,000,000.00	35,000,000.00	
03101	014800200700	099000000020516	70131	50910899	23010114	Purchase of Printers	5,000,000.00	5,000,000.00	
03101	014800200700	099000000020525	70473	50910899	32030107	Impact assessment Survey/Data Collection on Carnival	10,000,000.00	10,000,000.00	
03101	014800200700	099000000020528	70473	50910899	23050104	Street Party / Youth carnival	100,000,000.00	100,000,000.00	
03101	014800200700	099000000020522	70131	50910899	32010917	VIP boots	60,000,000.00	30,000,000.00	
03101	014800200700	099000000020523	70473	50910899	32010917	Grants to Carnival Bands	500,000,000.00	500,000,000.00	
03101	014800200700	099000000020514	70473	50910899	23050104	Carnival Queen/Carnival/Technical/Resources persons	150,000,000.00	150,000,000.00	
03101	014800200700	099000000020524	70161	50910899	32010917	Live Coverage	80,000,000.00	80,000,000.00	
03101	014800200700	099000000020515	70131	50910899	23010115	Purchase of Photocopier	700,000.00	700,000.00	
03101	014800200700	099000000020517	70473	50910899	23050104	Carnival Celebration	500,000,000.00	500,000,000.00	
03101	014800200700	099000000020506	70831	50910899	32010917	Advertising - Radio, Television Bill Board	12,000,000.00	12,000,000.00	
03101	014800200700	099000000020508	70461	50910899	32010502	Building of Platforms	50,000,000.00	50,000,000.00	
03101	014800200700	099000000020519	70161	50910899	23010107	Hiring of 20 low bed trucks and musicals	100,000,000.00	100,000,000.00	
03101	014800200700	099000000020513	70473	50910899	23050104	Hiring of Helicopter for 4 days Aerial live coverage	500,000,000.00	500,000,000.00	
03101	014800200700	099000000020509	70161	50910899	32010502	Printing/ Production of Stickers/Reflective Jackets	10,000,000.00	10,000,000.00	
03101	014800200700	099000000020507	70161	50910899	32010502	Printing of Brochures	10,000,000.00	10,000,000.00	
03101	014800200700	099000000020505	70461	50910899	23010113	Purchase of Computer (Pooled to ICT Department)	2,500,000.00	2,500,000.00	
03101	014800200700	099000000020504	70473	50910899	23050101	Unveiling of Carnival Calabar Theme	10,000,000.00	10,000,000.00	
03101	014800200700	099000000020502	70473	50910899	23050104	International Carnival Participation/Bikers	1,200,000,000.00	1,500,000,000.00	
03101	014800200700	099000000020511	70821	50910899	23050104	Awards of Prizes on Adjudication Result	50,000,000.00	50,000,000.00	
03101	014800200700	099000000020527	70161	50910899	32030106	Website Development	5,000,000.00	5,000,000.00	
03101	014800200700	099000000020526	70473	50910899	32030106	Administrative Take off grants to Bands	100,000,000.00	100,000,000.00	
03101	014800200700	099000000020503	70131	50910899	23050101	International Skill Acquisition Training for Carnival Bands	35,000,000.00	35,000,000.00	
03101	014800200700	099000000020501	70131	50910899	32010102	Hiring of Accommodation for Bands	10,000,000.00	10,000,000.00	

**SUMMARY**

<b>Recurrent Revenue</b>	6,000,000.00	6,000,000.00	0.00
<b>Capital Receipts</b>			0.00
<b>TOTAL</b>	<b>6,000,000.00</b>	<b>6,000,000.00</b>	<b>0.00</b>
<b>Personnel Cost</b>	13,594,749.00	13,394,169.00	5,816,937.00
<b>Overhead Cost</b>	94,536,686.00	94,443,886.00	173,000.00
<b>Consolidated Revenue Charges</b>	13,200,000.00	13,200,000.00	4,400,000.00
<b>SUB-TOTAL</b>	121,331,435.00	121,038,055.00	10,389,937.00
<b>Capital Expenditure</b>	3,707,200,000.00	3,947,200,000.00	0.00
<b>TOTAL</b>	<b>3,828,531,435.00</b>	<b>4,068,238,055.00</b>	<b>10,389,937.00</b>







# CROSS RIVER STATE CHART OF ACCOUNT 2020

## GENERAL ADMINISTRATION

### 014800200800 DCH DEPARTMENT OF CULTURE AND HERITAGE

Fund	Administrative	Programme	Functic	Geo	Economic	Description	Approved Budget 2020	Approved Provision 2019	Actual Rev./Exp. Jan -Aug 2019
<b>RECURRENT REVENUE</b>							<b>9,232,000.00</b>	<b>9,232,000.00</b>	<b>0.00</b>
<b>12020700 EARNINGS -GENERAL</b>							<b>600,000.00</b>	<b>600,000.00</b>	<b>0.00</b>
02101	014800200800	0000000000000000	00000	50910899	12020791	Trading Amount/Craft Shop_12020791	600,000.00	600,000.00	0.00
<b>12022000 FEES - GENERAL (CONT.)</b>							<b>8,632,000.00</b>	<b>8,632,000.00</b>	<b>0.00</b>
02101	014800200800	0000000000000000	00000	50910899	12022170	Hire of dance Troupe/ Band	3,900,000.00	3,900,000.00	0.00
02101	014800200800	0000000000000000	00000	50910899	12022169	Hire of Theatre Complex/Mini	4,732,000.00	4,732,000.00	0.00
<b>PERSONNEL COST</b>							<b>217,626,147.00</b>	<b>120,943,906.00</b>	<b>0.00</b>
<b>21010100 SALARIES AND WAGES</b>							<b>98,179,685.00</b>	<b>1,497,444.00</b>	<b>0.00</b>
02101	014800200800	0000000000000000	00000	50910899	21010101	Salary	98,179,685.00	1,497,444.00	0.00
<b>21020100 ALLOWANCES</b>							<b>119,446,462.00</b>	<b>119,446,462.00</b>	<b>0.00</b>
02101	014800200800	0000000000000000	00000	50910899	21020105	Rent	50,838,534.00	50,838,534.00	0.00
02101	014800200800	0000000000000000	00000	50910899	21020103	Leave Grant	6,127,986.00	6,127,986.00	0.00
02101	014800200800	0000000000000000	00000	50910899	21020107	Utility	1,872,014.00	1,872,014.00	0.00
02101	014800200800	0000000000000000	00000	50910899	21020109	Entertainment	190,000.00	190,000.00	0.00
02101	014800200800	0000000000000000	00000	50910899	21020108	Domestic Servant	2,943,100.00	2,943,100.00	0.00
02101	014800200800	0000000000000000	00000	50910899	21020104	Meal Subsidy_21020104	1,056,900.00	1,056,900.00	0.00
02101	014800200800	0000000000000000	00000	50910899	21020131	Way - In - Allowances	33,796,986.00	33,796,986.00	0.00
02101	014800200800	0000000000000000	00000	50910899	21020185	Contract Staff	14,304,000.00	14,304,000.00	0.00
02101	014800200800	0000000000000000	00000	50910899	21020106	Transport	8,316,942.00	8,316,942.00	0.00
<b>OVERHEAD COST</b>							<b>3,600,000.00</b>	<b>0.00</b>	<b>0.00</b>
<b>22020100 TRAVEL AND TRANSPORT - GENERAL</b>							<b>2,100,000.00</b>	<b>0.00</b>	<b>0.00</b>
02101	014800200800	0000000000000000	00000	50910899	22020101	Local Travel and Transport	2,100,000.00	0.00	0.00
<b>22020300 MATERIALS AND SUPPLIES - GENERAL</b>							<b>500,000.00</b>	<b>0.00</b>	<b>0.00</b>
02101	014800200800	0000000000000000	00000	50910899	22020315	Office Material And Supplies	250,000.00	0.00	0.00
02101	014800200800	0000000000000000	00000	50910899	22020316	Computer Materials And Supplies_22020316	250,000.00	0.00	0.00
<b>22020400 MAINTENANCE SERVICES - GENERAL</b>							<b>1,000,000.00</b>	<b>0.00</b>	<b>0.00</b>
02101	014800200800	0000000000000000	00000	50910899	22020414	Maintenance Of Computer And It Equipments	250,000.00	0.00	0.00
02101	014800200800	0000000000000000	00000	50910899	22020401	Maintenance Of Motor Vehicle/Transport Equipment	250,000.00	0.00	0.00
02101	014800200800	0000000000000000	00000	50910899	22020417	Maintenance Of Office Building	250,000.00	0.00	0.00
02101	014800200800	0000000000000000	00000	50910899	22020415	Maintenance Of Office Equipments	250,000.00	0.00	0.00
<b>CONSOLIDATED REVENUE CHARGES</b>							<b>3,600,000.00</b>	<b>3,600,000.00</b>	<b>0.00</b>
02101	014800200800	0000000000000000	00000	50910899	21010103	Consolidated Revenue Fund Charge- Salaries	3,600,000.00	3,600,000.00	0.00
<b>CAPITAL EXPENDITURE</b>							<b>15,000,000.00</b>	<b>15,000,000.00</b>	
03101	014800200800	099000000018201	70821	50910899	23050108	State Troupe Participating in Annual (NAFEST)	4,000,000.00	4,000,000.00	
03101	014800200800	099000000018202	70861	50910899	23050106	Staging and Participating in the Leboku New Yam Festival	4,000,000.00	4,000,000.00	
03101	014800200800	099000000018203	70821	50910899	23030120	Renovation of Cultural Centre	7,000,000.00	7,000,000.00	

30-2-2020



**CROSS RIVER STATE CHART OF ACCOUNT 2020**  
**GENERAL ADMINISTRATION**  
**014800200800 DCH DEPARTMENT OF CULTURE AND HERITAGE**

<u>Fund</u>	<u>Administrative</u>	<u>Programme</u>	<u>Funcic</u>	<u>Geo</u>	<u>Economic</u>	<u>Description</u>	<u>Approved Budget 2020</u>	<u>Approved Provision 2019</u>	<u>Actual Rev./Exp.</u> <u>Jan -Aug 2019</u>
<b>SUMMARY</b>									
						<b>Recurrent Revenue</b>	9,232,000.00	9,232,000.00	0.00
						<b>Capital Receipts</b>			0.00
						<b>TOTAL</b>	<b>9,232,000.00</b>	<b>9,232,000.00</b>	<b>0.00</b>
						<b>Personnel Cost</b>	217,626,147.00	120,943,906.00	0.00
						<b>Overhead Cost</b>	3,600,000.00	0.00	0.00
						<b>Consolidated Revenue Charges</b>	3,600,000.00	3,600,000.00	0.00
						<b>SUB-TOTAL</b>	224,826,147.00	124,543,906.00	0.00
						<b>Capital Expenditure</b>	15,000,000.00	15,000,000.00	0.00
						<b>TOTAL</b>	<b>239,826,147.00</b>	<b>139,543,906.00</b>	<b>0.00</b>

30-2-2020  
 CERTIFIED TRUE COPY




# CROSS RIVER STATE CHART OF ACCOUNT 2020

## GENERAL ADMINISTRATION

### 014800200900 MLGA MINISTRY OF LOCAL GOVERNMENT

Fund	Administrative	Programme	Functio	Geo	Economic	Description	Approved Budget 2020	Approved Provision 2019	Actual Rev./Exp. Jan -Aug 2019
<b>RECURRENT REVENUE</b>							<b>367,700,000.00</b>	<b>367,700,000.00</b>	<b>0.00</b>
<b>11010100 GOVERNMENT SHARE OF FAAC</b>							<b>360,000,000.00</b>	<b>360,000,000.00</b>	<b>0.00</b>
02101	014800200900	0000000000000000	00000	50910899	11010101	Statutory Allocation	360,000,000.00	360,000,000.00	0.00
<b>12020400 FEES - GENERAL</b>							<b>1,940,000.00</b>	<b>1,940,000.00</b>	<b>0.00</b>
02101	014800200900	0000000000000000	00000	50910899	12020417	Contractor Registration Fees	1,940,000.00	1,940,000.00	0.00
<b>12020700 EARNINGS -GENERAL</b>							<b>5,760,000.00</b>	<b>5,760,000.00</b>	<b>0.00</b>
02101	014800200900	0000000000000000	00000	50910899	12020784	Sales of Consolidated Local Government Council Budget to LGCs	4,500,000.00	4,500,000.00	0.00
02101	014800200900	0000000000000000	00000	50910899	12020719	Sales of Local Government Publication and Others	1,260,000.00	1,260,000.00	0.00
<b>CAPITAL RECIEPTS</b>							<b>216,000,000.00</b>	<b>216,216,000.00</b>	<b>0.00</b>
<b>14020200 OTHER CAPITAL RECEIPTS_14020200</b>							<b>216,000,000.00</b>	<b>216,216,000.00</b>	<b>0.00</b>
02101	014800200900	0000000000000000	00000	50910899	14020248	Funds from Reserves Account	216,000,000.00	216,216,000.00	0.00
<b>PERSONNEL COST</b>							<b>107,007,402.76</b>	<b>49,173,459.59</b>	<b>0.00</b>
<b>21010100 SALARIES AND WAGES</b>							<b>80,386,212.54</b>	<b>34,041,588.81</b>	<b>0.00</b>
02101	014800200900	0000000000000000	00000	50910899	21010101	Salary	80,386,212.54	34,041,588.81	0.00
<b>21020100 ALLOWANCES</b>							<b>26,621,190.22</b>	<b>15,131,870.78</b>	<b>0.00</b>
02101	014800200900	0000000000000000	00000	50910899	21020105	Rent	14,077,701.48	8,519,795.30	0.00
02101	014800200900	0000000000000000	00000	50910899	21020104	Meal Subsidy_21020104	881,939.90	523,432.80	0.00
02101	014800200900	0000000000000000	00000	50910899	21020103	Leave Grant	2,815,540.44	1,580,953.02	0.00
02101	014800200900	0000000000000000	00000	50910899	21020107	Utility	455,909.80	266,544.70	0.00
02101	014800200900	0000000000000000	00000	50910899	21020106	Transport	3,872,824.00	2,161,831.64	0.00
02101	014800200900	0000000000000000	00000	50910899	21020108	Domestic Servant	4,414,674.60	2,045,113.32	0.00
02101	014800200900	0000000000000000	00000	50910899	21020109	Entertainment	102,600.00	34,200.00	0.00
<b>OVERHEAD COST</b>							<b>50,039,950.00</b>	<b>47,341,850.00</b>	<b>0.00</b>
<b>22020100 TRAVEL AND TRANSPORT - GENERAL</b>							<b>1,300,000.00</b>	<b>1,970,500.00</b>	<b>0.00</b>
02101	014800200900	0000000000000000	00000	50910899	22020101	Local Travel and Transport	1,000,000.00	1,670,500.00	0.00
02101	014800200900	0000000000000000	00000	50910899	22020107	Oversea Travel and Transport	300,000.00	300,000.00	0.00
<b>22020200 UTILITIES - GENERAL</b>							<b>20,000.00</b>	<b>20,000.00</b>	<b>0.00</b>
02101	014800200900	0000000000000000	00000	50910899	22020212	Mails, Courier, Diplomatic Mail	20,000.00	20,000.00	0.00
<b>22020300 MATERIALS AND SUPPLIES - GENERAL</b>							<b>1,816,400.00</b>	<b>3,245,150.00</b>	<b>0.00</b>
02101	014800200900	0000000000000000	00000	50910899	22020305	Printing Of Non Security Documents	410,000.00	410,000.00	0.00
02101	014800200900	0000000000000000	00000	50910899	22020316	Computer Materials And Supplies_22020316	500,000.00	1,680,000.00	0.00
02101	014800200900	0000000000000000	00000	50910899	22020315	Office Material And Supplies	733,150.00	734,100.00	0.00
02101	014800200900	0000000000000000	00000	50910899	22020314	Other Material and Supplies	173,250.00	421,050.00	0.00
<b>22020400 MAINTENANCE SERVICES - GENERAL</b>							<b>5,638,550.00</b>	<b>9,601,200.00</b>	<b>0.00</b>
02101	014800200900	0000000000000000	00000	50910899	22020401	Maintenance Of Motor Vehicle/Transport Equipment	3,277,200.00	3,277,200.00	0.00
02101	014800200900	0000000000000000	00000	50910899	22020402	Maintenance Of Office Furniture	110,000.00	110,000.00	0.00
02101	014800200900	0000000000000000	00000	50910899	22020405	Maintenance Of Plants/Generators	644,000.00	687,000.00	0.00
02101	014800200900	0000000000000000	00000	50910899	22020417	Maintenance Of Office Building	270,000.00	375,000.00	0.00





# CROSS RIVER STATE CHART OF ACCOUNT 2020

## GENERAL ADMINISTRATION

### 014800200900 MLGA MINISTRY OF LOCAL GOVERNMENT

Fund	Administrative	Programme	Func	Geo	Economic	Description	Approved Budget 2020	Approved Provision 2019	Actual Rev./Exp. Jan -Aug 2019
02101	014800200900	0000000000000000	00000	50910899	22020414	Maintenance Of Computer And It Equipments	1,337,350.00	5,152,000.00	0.00
					<b>22020500</b>	<b>TRAINING - GENERAL</b>	<b>1,000,000.00</b>	<b>13,000,000.00</b>	<b>0.00</b>
02101	014800200900	0000000000000000	00000	50910899	22020505	Workshops, Conference And Seminar	1,000,000.00	13,000,000.00	0.00
					<b>22020600</b>	<b>OTHER SERVICES - GENERAL</b>	<b>255,000.00</b>	<b>255,000.00</b>	<b>0.00</b>
02101	014800200900	0000000000000000	00000	50910899	22020639	Press And Public Relation/ Advertisement	255,000.00	255,000.00	0.00
					<b>22021000</b>	<b>MISCELLANEOUS EXPENSES GENERAL</b>	<b>50,000.00</b>	<b>50,000.00</b>	<b>0.00</b>
02101	014800200900	0000000000000000	00000	50910899	22021047	Servicom	50,000.00	50,000.00	0.00
					<b>22040100</b>	<b>LOCAL GRANTS AND CONTRIBUTIONS</b>	<b>39,960,000.00</b>	<b>19,200,000.00</b>	<b>0.00</b>
02101	014800200900	0000000000000000	00000	50910899	22040127	Contribution to AGLG	10,000,000.00	6,000,000.00	0.00
02101	014800200900	0000000000000000	00000	50910899	22040130	Contribution to CROSIEC	12,000,000.00	3,600,000.00	0.00
02101	014800200900	0000000000000000	00000	50910899	22040129	Contribution to Chieftancy Affairs	5,960,000.00	4,800,000.00	0.00
02101	014800200900	0000000000000000	00000	50910899	22040132	Contribution to Fire Service_22040132	12,000,000.00	4,800,000.00	0.00
						<b>CONSOLIDATED REVENUE CHARGES</b>	<b>9,895,747.16</b>	<b>9,895,747.16</b>	<b>0.00</b>
02101	014800200900	0000000000000000	00000	50910899	21010103	Consolidated Revenue Fund Charge- Salaries	9,895,747.16	9,895,747.16	0.00
						<b>CAPITAL EXPENDITURE</b>	<b>1,629,317,000.00</b>	<b>1,629,317,000.00</b>	<b>0.00</b>
03101	014800200900	099000000020012	70131	50910899	23050103	Investigation & Resolution og Local Govt. Complaints	648,000.00	648,000.00	
03101	014800200900	099000000020006	70131	50910899	23050103	Local Government Budget Calendar	1,950,000.00	1,950,000.00	0.00
03101	014800200900	099000000020005	70131	50910899	23050103	Preparation of Action Plan / Progress Report	1,850,000.00	1,850,000.00	0.00
03101	014800200900	099000000020024	70451	50910899	23010105	Purchase of Vehicles			
03101	014800200900	099000000020013	70131	50910899	32030106	Codification & Review of Local Government Law	3,600,000.00	3,600,000.00	
03101	014800200900	099000000020017	70131	50910899	23050103	Quarterly Production and Distribution of Rev./ Account Books & Materials to LGC's	40,000,000.00	40,000,000.00	
03101	014800200900	099000000020001	70131	50910899	23030120	Furnishing of conference Room and Other Offices	10,000,000.00	10,000,000.00	0.00
03101	014800200900	099000000020022	70131	50910899	32030107	Automation of Govt Payroll System and Human Resource Database	9,715,000.00	9,715,000.00	
03101	014800200900	099000000020016	70131	50910899	23050103	Production of Local Government Project Directory	1,000,000.00	1,000,000.00	
03101	014800200900	099000000020002	70161	50910899	23050103	Production of Local Government Budget Performance, Volume 1&2	5,000,000.00	5,000,000.00	0.00
03101	014800200900	099000000020003	70131	50910899	23050103	Local Government Consultative Forum in 3 Senatorial District	4,500,000.00	4,500,000.00	0.00
03101	014800200900	099000000020014	70131	50910899	23050103	Quarterly Monitoring of activities, Projects & Programmes of LG	11,114,000.00	11,114,000.00	
03101	014800200900	099000000020020	70161	50910899	23020101	Establishment of Budget Structure in 18LGCs	4,410,000.00	4,410,000.00	
03101	014800200900	099000000020015	70131	50910899	23050103	Preparation, Vetting, Verification and Consolidation of Local Govt. Annual Budget.	6,500,000.00	6,500,000.00	
03101	014800200900	099000000020027	70161	50910899	23050103	Local Government Election	1,500,000,000.00	1,500,000,000.00	
03101	014800200900	099000000020026	70831	50910899	23030120	Rehabilitation of JAAC Department			
03101	014800200900	099000000020028	70161	50910899	23050103	Local Government Citizen Budget	1,500,000.00	1,500,000.00	
03101	014800200900	099000000020025	70831	50910899	32010309	Provision and Installation of Public Address for Conference Room	1,500,000.00	1,500,000.00	
03101	014800200900	099000000020011	70131	50910899	32030107	Bi-annual Collection, Collation, analysis of H/Education indicators data from LGAs	6,645,000.00	6,645,000.00	

**CERTIFIED TRUE COPY**



# CROSS RIVER STATE CHART OF ACCOUNT 2020

## GENERAL ADMINISTRATION

### 014800200900 MLGA MINISTRY OF LOCAL GOVERNMENT

Fund	Administrative	Programme	Functic	Geo	Economic	Description	Approved Budget 2020	Approved Provision 2019	Actual Rev./Exp. Jan -Aug 2019
03101	014800200900	099000000020021	70131	50910899	23050103	Monthly Meeting at Joint Allocation Committee for Distribution of Local Govt. Allocation	3,600,000.00	3,600,000.00	
03101	014800200900	099000000020007	70131	50910899	32010511	Procurement of Web-enabled Internet Access to LG Councils	1,800,000.00	1,800,000.00	0.00
03101	014800200900	099000000020019	70131	50910899	23050101	Development of Local Government Budget Handbook	300,000.00	300,000.00	
03101	014800200900	099000000020018	70131	50910899	23050103	Local Government Budget Manual	500,000.00	500,000.00	
03101	014800200900	099000000020004	70131	50910899	23050103	Quarterly Local Government Budget Monitoring and Reporting	4,500,000.00	4,500,000.00	0.00
03101	014800200900	099000000020010	70131	50910899	23050103	Preparation of Ministry Annual Estimates	3,000,000.00	3,000,000.00	
03101	014800200900	099000000020009	70131	50910899	23050101	Participation in IFAD, CBN, RMP Programme	0.00	0.00	0.00
03101	014800200900	099000000020008	70131	50910899	23010112	Purchase of Office Furniture and Equipment	2,685,000.00	2,685,000.00	0.00
03101	014800200900	099000000020023	70131	50910899	23050101	Capacity Building of Inspectorate department Staff / Key LG Functionaries on Project Monitoring & Reporting	3,000,000.00	3,000,000.00	

#### SUMMARY

<b>Recurrent Revenue</b>	367,700,000.00	367,700,000.00	0.00
<b>Capital Receipts</b>	216,000,000.00	216,216,000.00	0.00
<b>TOTAL</b>	<b>583,700,000.00</b>	<b>583,916,000.00</b>	<b>0.00</b>
<b>Personnel Cost</b>	107,007,402.76	49,173,459.59	0.00
<b>Overhead Cost</b>	50,039,950.00	47,341,850.00	0.00
<b>Consolidated Revenue Charges</b>	9,895,747.16	9,895,747.16	0.00
SUB-TOTAL	166,943,099.92	106,411,056.75	0.00
<b>Capital Expenditure</b>	1,629,317,000.00	1,629,317,000.00	0.00
<b>TOTAL</b>	<b>1,796,260,099.92</b>	<b>1,735,728,056.75</b>	<b>0.00</b>






# CROSS RIVER STATE CHART OF ACCOUNT 2020

## GENERAL ADMINISTRATION

### 014800300100 CAD CHIEFTANCY AFFAIRS DEPARTMENT

Fund	Administrative	Programme	Func	Geo	Economic	Description	Approved Budget 2020	Approved Provision 2019	Actual Rev./Exp. Jan -Aug 2019
<b>RECURRENT REVENUE</b>							<b>3,080,000.00</b>	<b>3,080,000.00</b>	<b>0.00</b>
<b>12020600 SALES - GENERAL</b>							<b>3,080,000.00</b>	<b>3,080,000.00</b>	<b>0.00</b>
02101	014800300100	0000000000000000	00000	50910899	12020693	Petition Fees	330,000.00	330,000.00	0.00
02101	014800300100	0000000000000000	00000	50910899	12020694	Certification Fee	2,750,000.00	2,750,000.00	0.00
<b>PERSONNEL COST</b>							<b>21,512,380.77</b>	<b>15,799,561.72</b>	<b>0.00</b>
<b>21010100 SALARIES AND WAGES</b>							<b>14,165,202.27</b>	<b>8,990,574.72</b>	<b>0.00</b>
02101	014800300100	0000000000000000	00000	50910899	21010101	Salary	14,165,202.27	8,990,574.72	0.00
<b>21020100 ALLOWANCES</b>							<b>7,347,178.50</b>	<b>6,808,987.00</b>	<b>0.00</b>
02101	014800300100	0000000000000000	00000	50910899	21020106	Transport	1,108,712.64	1,011,207.12	0.00
02101	014800300100	0000000000000000	00000	50910899	21020103	Leave Grant	952,805.62	885,267.56	0.00
02101	014800300100	0000000000000000	00000	50910899	21020104	Meal Subsidy_21020104	251,980.20	229,819.56	0.00
02101	014800300100	0000000000000000	00000	50910899	21020107	Utility	151,187.96	137,891.96	0.00
02101	014800300100	0000000000000000	00000	50910899	21020105	Rent	4,882,492.08	4,544,800.80	0.00
<b>OVERHEAD COST</b>							<b>5,173,514.08</b>	<b>9,268,723.96</b>	<b>0.00</b>
<b>22020100 TRAVEL AND TRANSPORT - GENERAL</b>							<b>2,252,333.34</b>	<b>5,649,462.91</b>	<b>0.00</b>
02101	014800300100	0000000000000000	00000	50910899	22020104	International Travel and Transport	1,500,000.00	3,000,000.00	0.00
02101	014800300100	0000000000000000	00000	50910899	22020102	Local Travel and Transport	752,333.34	2,649,462.91	0.00
<b>22020200 UTILITIES - GENERAL</b>							<b>605,000.00</b>	<b>622,000.00</b>	<b>0.00</b>
02101	014800300100	0000000000000000	00000	50910899	22020212	Mails, Courier, Diplomatic Mail	497,000.00	497,000.00	0.00
02101	014800300100	0000000000000000	00000	50910899	22020202	Telephone Charges	108,000.00	125,000.00	0.00
<b>22020300 MATERIALS AND SUPPLIES - GENERAL</b>							<b>706,805.95</b>	<b>1,032,819.23</b>	<b>0.00</b>
02101	014800300100	0000000000000000	00000	50910899	22020315	Office Material And Supplies	392,700.00	290,819.23	0.00
02101	014800300100	0000000000000000	00000	50910899	22020316	Computer Materials And Supplies_22020316	80,000.00	100,000.00	0.00
02101	014800300100	0000000000000000	00000	50910899	22020304	Magazines and Periodicals	234,105.95	642,000.00	0.00
<b>22020400 MAINTENANCE SERVICES - GENERAL</b>							<b>1,050,248.43</b>	<b>1,495,315.46</b>	<b>0.00</b>
02101	014800300100	0000000000000000	00000	50910899	22020414	Maintenance Of Computer And It Equipments	251,000.00	606,317.91	0.00
02101	014800300100	0000000000000000	00000	50910899	22020402	Maintenance Of Office Furniture	409,000.00	643,721.68	0.00
02101	014800300100	0000000000000000	00000	50910899	22020401	Maintenance Of Motor Vehicle/Transport Equipment	312,105.95	116,848.43	0.00
02101	014800300100	0000000000000000	00000	50910899	22020415	Maintenance Of Office Equipments	20,000.00	43,142.48	0.00
02101	014800300100	0000000000000000	00000	50910899	22020404	Maintenance Of Office / It Equipments	15,000.00	42,142.48	0.00
02101	014800300100	0000000000000000	00000	50910899	22020405	Maintenance Of Plants/Generators	43,142.48	43,142.48	0.00
<b>22020500 TRAINING - GENERAL</b>							<b>135,000.00</b>	<b>135,000.00</b>	<b>0.00</b>
02101	014800300100	0000000000000000	00000	50910899	22020504	Research/Publication	135,000.00	135,000.00	0.00
<b>22021000 MISCELLANEOUS EXPENSES GENERAL</b>							<b>424,126.36</b>	<b>334,126.36</b>	<b>0.00</b>
02101	014800300100	0000000000000000	00000	50910899	22021052	Financial Assistance	100,000.00	100,000.00	0.00
02101	014800300100	0000000000000000	00000	50910899	22021057	Entertainment at Meetings	324,126.36	234,126.36	0.00
<b>CONSOLIDATED REVENUE CHARGES</b>							<b>59,844,356.00</b>	<b>54,900,000.00</b>	<b>0.00</b>
02101	014800300100	0000000000000000	00000	50910899	21010103	Consolidated Revenue Fund Charge- Salaries	59,844,356.00	54,900,000.00	0.00
<b>CAPITAL EXPENDITURE</b>							<b>36,819,700.00</b>	<b>34,819,700.00</b>	





# CROSS RIVER STATE CHART OF ACCOUNT 2020

## GENERAL ADMINISTRATION

### 014800300100 CAD CHIEFTANCY AFFAIRS DEPARTMENT

Fund	Administrative	Programme	Functic	Geo	Economic	Description	Approved Budget 2020	Approved Provision 2019	Actual Rev./Exp. Jan -Aug 2019
03101	014800300100	099000000018531	70621	50910899	23050115	Identification of Authentic Clan and Villages in the State	3,474,700.00	1,474,700.00	
03101	014800300100	099000000018529	70161	50910899	23050104	Coronation & Swearing-in-Ceremonies of 3 New Paramount Rulers Elect	2,203,000.00	2,203,000.00	
03101	014800300100	099000000018525	70133	50910899	23050110	Reconstitution of the state Council of Chiefs	1,042,000.00	1,042,000.00	
03101	014800300100	099000000018541	70133	50910899	23050103	Quarterly Monitoring/Supervision of Stipends and Update of Traditional Rulers Payroll	100,000.00	100,000.00	
03101	014800300100	099000000018535	70611	50910899	23030120	Renovation of state Council of Chiefs Building (Annex)	30,000,000.00	30,000,000.00	

#### SUMMARY

<b>Recurrent Revenue</b>	3,080,000.00	3,080,000.00	0.00
<b>Capital Receipts</b>			0.00
<b>TOTAL</b>	<b>3,080,000.00</b>	<b>3,080,000.00</b>	<b>0.00</b>
<b>Personnel Cost</b>	21,512,380.77	15,799,561.72	0.00
<b>Overhead Cost</b>	5,173,514.08	9,268,723.96	0.00
<b>Consolidated Revenue Charges</b>	59,844,356.00	54,900,000.00	0.00
SUB-TOTAL	86,530,250.85	79,968,285.68	0.00
<b>Capital Expenditure</b>	36,819,700.00	34,819,700.00	0.00
<b>TOTAL</b>	<b>123,349,950.85</b>	<b>114,787,985.68</b>	<b>0.00</b>





**CROSS RIVER STATE CHART OF ACCOUNT 2020**

**GENERAL ADMINISTRATION**

**014800300200 LAD LEGISLATIVE AFFAIRS DEPARTMENT**

Fund	Administrative	Programme	Functic	Geo	Economic	Description	Approved Budget 2020	Approved Provision 2019	Actual Rev./Exp. Jan -Aug 2019
<b>PERSONNEL COST</b>							<b>939,391.20</b>	<b>1,232,638.08</b>	<b>0.00</b>
<b>21010100 SALARIES AND WAGES</b>							<b>733,117.08</b>	<b>733,117.08</b>	<b>0.00</b>
02101	014800300200	0000000000000000	00000	50910899	21010101	Salary	733,117.08	733,117.08	0.00
<b>21020100 ALLOWANCES</b>							<b>206,274.12</b>	<b>499,521.00</b>	<b>0.00</b>
02101	014800300200	0000000000000000	00000	50910899	21020103	Leave Grant	73,311.72	366,558.60	0.00
02101	014800300200	0000000000000000	00000	50910899	21020106	Transport	13,296.24	13,296.24	0.00
02101	014800300200	0000000000000000	00000	50910899	21020105	Rent	97,505.76	97,505.76	0.00
02101	014800300200	0000000000000000	00000	50910899	21020104	Meal Subsidy_21020104	22,160.40	22,160.40	0.00
<b>OVERHEAD COST</b>							<b>3,000,000.00</b>	<b>123,510.00</b>	<b>0.00</b>
<b>22020100 TRAVEL AND TRANSPORT - GENERAL</b>							<b>1,000,000.00</b>	<b>20,000.00</b>	<b>0.00</b>
02101	014800300200	0000000000000000	00000	50910899	22020101	Local Travel and Transport	1,000,000.00	20,000.00	0.00
<b>22020200 UTILITIES - GENERAL</b>							<b>100,000.00</b>	<b>0.00</b>	<b>0.00</b>
02101	014800300200	0000000000000000	00000	50910899	22020212	Mails, Courier, Diplomatic Mail	40,000.00	0.00	0.00
02101	014800300200	0000000000000000	00000	50910899	22020202	Telephone Charges	60,000.00	0.00	0.00
<b>22020300 MATERIALS AND SUPPLIES - GENERAL</b>							<b>400,000.00</b>	<b>53,510.00</b>	<b>0.00</b>
02101	014800300200	0000000000000000	00000	50910899	22020316	Computer Materials And Supplies_22020316	200,000.00	29,000.00	0.00
02101	014800300200	0000000000000000	00000	50910899	22020315	Office Material And Supplies	200,000.00	24,510.00	0.00
<b>22020400 MAINTENANCE SERVICES - GENERAL</b>							<b>1,500,000.00</b>	<b>50,000.00</b>	<b>0.00</b>
02101	014800300200	0000000000000000	00000	50910899	22020402	Maintenance Of Office Furniture	200,000.00	25,000.00	0.00
02101	014800300200	0000000000000000	00000	50910899	22020414	Maintenance Of Computer And It Equipments	100,000.00	25,000.00	0.00
02101	014800300200	0000000000000000	00000	50910899	22020415	Maintenance Of Office Equipments	200,000.00	0.00	0.00
02101	014800300200	0000000000000000	00000	50910899	22020401	Maintenance Of Motor Vehicle/Transport Equipment	1,000,000.00	0.00	0.00
<b>CONSOLIDATED REVENUE CHARGES</b>							<b>3,600,000.00</b>	<b>0.00</b>	<b>0.00</b>
02101	014800300200	0000000000000000	00000	50910899	21010103	Consolidated Revenue Fund Charge- Salaries	3,600,000.00	0.00	0.00

**SUMMARY**

<b>Recurrent Revenue</b>			0.00
<b>Capital Receipts</b>			0.00
<b>TOTAL</b>			<b>0.00</b>
<b>Personnel Cost</b>	939,391.20	1,232,638.08	0.00
<b>Overhead Cost</b>	3,000,000.00	123,510.00	0.00
<b>Consolidated Revenue Charges</b>	3,600,000.00	0.00	0.00
<b>SUB-TOTAL</b>	<b>7,539,391.20</b>	<b>1,356,148.08</b>	<b>0.00</b>
<b>Capital Expenditure</b>			0.00
<b>TOTAL</b>	<b>7,539,391.20</b>	<b>1,356,148.08</b>	<b>0.00</b>







# CROSS RIVER STATE CHART OF ACCOUNT 2020

## GENERAL ADMINISTRATION

### 014800300300 DOA Department of Administration

Fund	Administrative	Programme	Func	Geo	Economic	Description	Approved Budget 2020	Approved Provision 2019	Actual Rev./Exp. Jan -Aug 2019
<b>PERSONNEL COST</b>							<b>3,291,830.04</b>	<b>3,291,830.04</b>	<b>0.00</b>
<b>21010100 SALARIES AND WAGES</b>							<b>1,851,174.44</b>	<b>1,851,174.44</b>	<b>0.00</b>
02101	014800300300	0000000000000000	00000	50910899	21010101	Salary	1,851,174.44	1,851,174.44	0.00
<b>21020100 ALLOWANCES</b>							<b>1,440,655.60</b>	<b>1,440,655.60</b>	<b>0.00</b>
02101	014800300300	0000000000000000	00000	50910899	21020107	Utility	32,994.60	32,994.60	0.00
02101	014800300300	0000000000000000	00000	50910899	21020103	Leave Grant	185,117.44	185,117.44	0.00
02101	014800300300	0000000000000000	00000	50910899	21020104	Meal Subsidy_21020104	54,991.00	54,991.00	0.00
02101	014800300300	0000000000000000	00000	50910899	21020106	Transport	241,964.40	241,964.40	0.00
02101	014800300300	0000000000000000	00000	50910899	21020105	Rent	925,588.16	925,588.16	0.00
<b>CONSOLIDATED REVENUE CHARGES</b>							<b>5,400,000.00</b>	<b>5,400,000.00</b>	<b>0.00</b>
02101	014800300300	0000000000000000	00000	50910899	21010103	Consolidated Revenue Fund Charge- Salaries	5,400,000.00	5,400,000.00	0.00

#### SUMMARY

<b>Recurrent Revenue</b>			0.00
<b>Capital Receipts</b>			0.00
<b>TOTAL</b>			<b>0.00</b>
<b>Personnel Cost</b>	3,291,830.04	3,291,830.04	0.00
<b>Overhead Cost</b>			0.00
<b>Consolidated Revenue Charges</b>	5,400,000.00	5,400,000.00	0.00
<b>SUB-TOTAL</b>	8,691,830.04	8,691,830.04	0.00
<b>Capital Expenditure</b>			0.00
<b>TOTAL</b>	<b>8,691,830.04</b>	<b>8,691,830.04</b>	<b>0.00</b>

30-2-2020  
 CERTIFIED TRUE COPY



**CROSS RIVER STATE CHART OF ACCOUNT 2020**

**GENERAL ADMINISTRATION**

**014800300400 CASC CRS Assembly Service Commission**

Fund	Administrative	Programme	Functic	Geo	Economic	Description	Approved Budget 2020	Approved Provision 2019	Actual Rev./Exp. Jan -Aug 2019
<b>OVERHEAD COST</b>							<b>244,500,000.00</b>	<b>244,500,000.00</b>	<b>0.00</b>
<b>22020100 TRAVEL AND TRANSPORT - GENERAL</b>							<b>10,000,000.00</b>	<b>10,000,000.00</b>	<b>0.00</b>
02101	014800300400	0000000000000000	00000	50910899	22020101	Local Travel and Transport	10,000,000.00	10,000,000.00	0.00
<b>22020200 UTILITIES - GENERAL</b>							<b>2,500,000.00</b>	<b>2,500,000.00</b>	<b>0.00</b>
02101	014800300400	0000000000000000	00000	50910899	22020211	Other Utility	1,000,000.00	1,000,000.00	0.00
02101	014800300400	0000000000000000	00000	50910899	22020202	Telephone Charges	1,000,000.00	1,000,000.00	0.00
02101	014800300400	0000000000000000	00000	50910899	22020212	Mails, Courier, Diplomatic Mail	500,000.00	500,000.00	0.00
<b>22020300 MATERIALS AND SUPPLIES - GENERAL</b>							<b>5,000,000.00</b>	<b>5,000,000.00</b>	<b>0.00</b>
02101	014800300400	0000000000000000	00000	50910899	22020316	Computer Materials And Supplies_22020316	2,000,000.00	2,000,000.00	0.00
02101	014800300400	0000000000000000	00000	50910899	22020315	Office Material And Supplies	1,000,000.00	1,000,000.00	0.00
02101	014800300400	0000000000000000	00000	50910899	22020314	Other Material and Supplies	2,000,000.00	2,000,000.00	0.00
<b>22020400 MAINTENANCE SERVICES - GENERAL</b>							<b>16,000,000.00</b>	<b>16,000,000.00</b>	<b>0.00</b>
02101	014800300400	0000000000000000	00000	50910899	22020401	Maintenance Of Motor Vehicle/Transport Equipment	10,000,000.00	10,000,000.00	0.00
02101	014800300400	0000000000000000	00000	50910899	22020415	Maintenance Of Office Equipments	2,000,000.00	2,000,000.00	0.00
02101	014800300400	0000000000000000	00000	50910899	22020402	Maintenance Of Office Furniture	2,000,000.00	2,000,000.00	0.00
02101	014800300400	0000000000000000	00000	50910899	22020414	Maintenance Of Computer And It Equipments	2,000,000.00	2,000,000.00	0.00
<b>22020600 OTHER SERVICES - GENERAL</b>							<b>200,000,000.00</b>	<b>200,000,000.00</b>	<b>0.00</b>
02101	014800300400	0000000000000000	00000	50910899	22020635	Other Service	200,000,000.00	200,000,000.00	0.00
<b>22021000 MISCELLANEOUS EXPENSES GENERAL</b>							<b>11,000,000.00</b>	<b>11,000,000.00</b>	<b>0.00</b>
02101	014800300400	0000000000000000	00000	50910899	22021057	Entertainment at Meetings	6,000,000.00	6,000,000.00	0.00
02101	014800300400	0000000000000000	00000	50910899	22021055	Gifts, Sourvenir, etc.	5,000,000.00	5,000,000.00	0.00
<b>CONSOLIDATED REVENUE CHARGES</b>							<b>57,836,348.50</b>	<b>57,836,348.50</b>	<b>0.00</b>
02101	014800300400	0000000000000000	00000	50910899	21010103	Consolidated Revenue Fund Charge- Salaries	57,836,348.50	57,836,348.50	0.00
<b>CAPITAL EXPENDITURE</b>							<b>375,000,000.00</b>	<b>375,000,000.00</b>	
03101	014800300400	9900000000030474	70131	50910899	23020101	Office Accomodation	150,000,000.00	150,000,000.00	
03101	014800300400	9900000000030476	70131	50910899	23010113	Purchase of Computers & Accessories	25,000,000.00	25,000,000.00	
03101	014800300400	9900000000030475	70131	50910899	23010105	Purchase of Vehicles	100,000,000.00	100,000,000.00	
03101	014800300400	9900000000030473	70131	50910899	23010139	Purchase of Office Equipments	50,000,000.00	50,000,000.00	
03101	014800300400	9900000000030472	70131	50910899	23010112	Purchase of Office Furniture	50,000,000.00	50,000,000.00	

30-2-2020



**CROSS RIVER STATE CHART OF ACCOUNT 2020**  
**GENERAL ADMINISTRATION**  
**014800300400 CASC CRS Assembly Service Commission**

<u>Fund</u>	<u>Administrative</u>	<u>Programme</u>	<u>Func</u>	<u>Geo</u>	<u>Economic</u>	<u>Description</u>	<u>Approved Budget 2020</u>	<u>Approved Provision 2019</u>	<u>Actual Rev./Exp.</u> <u>Jan -Aug 2019</u>
<b>SUMMARY</b>									
						<b>Recurrent Revenue</b>			0.00
						<b>Capital Receipts</b>			0.00
						<b>TOTAL</b>			<b>0.00</b>
						<b>Personnel Cost</b>			0.00
						<b>Overhead Cost</b>	244,500,000.00	244,500,000.00	0.00
						<b>Consolidated Revenue Charges</b>	57,836,348.50	57,836,348.50	0.00
						SUB-TOTAL	302,336,348.50	302,336,348.50	0.00
						<b>Capital Expenditure</b>	375,000,000.00	375,000,000.00	0.00
						<b>TOTAL</b>	<b>677,336,348.50</b>	<b>677,336,348.50</b>	<b>0.00</b>

30-2-2020  
 CERTIFIED TRUE COPY



**CROSS RIVER STATE CHART OF ACCOUNT 2020**

**GENERAL ADMINISTRATION**

**014800300500 MOEP MINISTRY OF ESTABLISHMENT AND PAYROLL**

Fund	Administrative	Programme	Func	Geo	Economic	Description	Approved Budget 2020	Approved Provision 2019	Actual Rev./Exp. Jan -Aug 2019
<b>PERSONNEL COST</b>							<b>69,745,164.36</b>	<b>64,194,906.30</b>	<b>22,031,026.54</b>
<b>21010100 SALARIES AND WAGES</b>							<b>36,862,038.26</b>	<b>33,595,843.08</b>	<b>12,090,782.00</b>
02101	014800300500	0000000000000000	00000	50910899	21010101	Salary	36,862,038.26	33,595,843.08	12,090,782.00
<b>21020100 ALLOWANCES</b>							<b>32,883,126.10</b>	<b>30,599,063.22</b>	<b>9,940,244.54</b>
02101	014800300500	0000000000000000	00000	50910899	21020108	Domestic Servant	3,237,427.76	3,237,427.76	882,945.00
02101	014800300500	0000000000000000	00000	50910899	21020103	Leave Grant	3,215,259.80	3,388,244.76	490,037.94
02101	014800300500	0000000000000000	00000	50910899	21020104	Meal Subsidy_21020104	1,652,233.28	1,099,746.40	981,221.04
02101	014800300500	0000000000000000	00000	50910899	21020105	Rent	18,320,103.62	16,686,206.66	5,946,008.50
02101	014800300500	0000000000000000	00000	50910899	21020109	Entertainment	57,000.00	68,400.00	17,100.00
02101	014800300500	0000000000000000	00000	50910899	21020106	Transport	5,628,242.48	5,381,872.56	1,428,039.46
02101	014800300500	0000000000000000	00000	50910899	21020107	Utility	772,859.16	737,165.08	194,892.60
<b>OVERHEAD COST</b>							<b>12,000,000.00</b>	<b>0.00</b>	<b>0.00</b>
<b>22020100 TRAVEL AND TRANSPORT - GENERAL</b>							<b>5,000,000.00</b>	<b>0.00</b>	<b>0.00</b>
02101	014800300500	0000000000000000	00000	50910899	22020101	Local Travel and Transport	5,000,000.00	0.00	0.00
<b>22020200 UTILITIES - GENERAL</b>							<b>400,000.00</b>	<b>0.00</b>	<b>0.00</b>
02101	014800300500	0000000000000000	00000	50910899	22020202	Telephone Charges	200,000.00	0.00	0.00
02101	014800300500	0000000000000000	00000	50910899	22020201	Electricity Charges	200,000.00	0.00	0.00
<b>22020300 MATERIALS AND SUPPLIES - GENERAL</b>							<b>1,600,000.00</b>	<b>0.00</b>	<b>0.00</b>
02101	014800300500	0000000000000000	00000	50910899	22020316	Computer Materials And Supplies_22020316	400,000.00	0.00	0.00
02101	014800300500	0000000000000000	00000	50910899	22020305	Printing Of Non Security Documents	400,000.00	0.00	0.00
02101	014800300500	0000000000000000	00000	50910899	22020314	Other Material and Supplies	400,000.00	0.00	0.00
02101	014800300500	0000000000000000	00000	50910899	22020315	Office Material And Supplies	400,000.00	0.00	0.00
<b>22020400 MAINTENANCE SERVICES - GENERAL</b>							<b>3,000,000.00</b>	<b>0.00</b>	<b>0.00</b>
02101	014800300500	0000000000000000	00000	50910899	22020405	Maintenance Of Plants/Generators	400,000.00	0.00	0.00
02101	014800300500	0000000000000000	00000	50910899	22020401	Maintenance Of Motor Vehicle/Transport Equipment	600,000.00	0.00	0.00
02101	014800300500	0000000000000000	00000	50910899	22020402	Maintenance Of Office Furniture	200,000.00	0.00	0.00
02101	014800300500	0000000000000000	00000	50910899	22020420	Maintenance -Others Infrastructure (diesel)	300,000.00	0.00	0.00
02101	014800300500	0000000000000000	00000	50910899	22020417	Maintenance Of Office Building	600,000.00	0.00	0.00
02101	014800300500	0000000000000000	00000	50910899	22020415	Maintenance Of Office Equipments	500,000.00	0.00	0.00
02101	014800300500	0000000000000000	00000	50910899	22020414	Maintenance Of Computer And It Equipments	400,000.00	0.00	0.00
<b>22020500 TRAINING - GENERAL</b>							<b>2,000,000.00</b>	<b>0.00</b>	<b>0.00</b>
02101	014800300500	0000000000000000	00000	50910899	22020501	Local Training	2,000,000.00	0.00	0.00
<b>CONSOLIDATED REVENUE CHARGES</b>							<b>9,895,742.16</b>	<b>9,895,742.16</b>	<b>0.00</b>
02101	014800300500	0000000000000000	00000	50910899	21010103	Consolidated Revenue Fund Charge- Salaries	9,895,742.16	9,895,742.16	0.00
<b>CAPITAL EXPENDITURE</b>							<b>68,000,000.00</b>	<b>21,230,000.00</b>	
03101	014800300500	990000000030464	70131	50910899	32030107	Computerization of Establishment Records/Consultancy Service	20,000,000.00	10,000,000.00	
03101	014800300500	990000000030471	70131	50910899	23010112	Office Furniture	20,000,000.00		
03101	014800300500	990000000030470	70131	50910899	23020101	Office Accomodation	10,000,000.00		

**CERTIFIED TRUE COPY**



# CROSS RIVER STATE CHART OF ACCOUNT 2020

## GENERAL ADMINISTRATION

### 014800300500 MOEP MINISTRY OF ESTABLISHMENT AND PAYROLL

Fund	Administrative	Programme	Funcitc	Geo	Economic	Description	Approved Budget 2020	Approved Provision 2019	Actual Rev./Exp. Jan -Aug 2019
03101	014800300500	990000000030468	70131	50910899	23010139	Purchase of File Racks	1,000,000.00	1,000,000.00	
03101	014800300500	990000000030467	70131	50910899	23050101	Hosting of Standing Committee on Schemes of Services of NCE	1,500,000.00	1,500,000.00	
03101	014800300500	990000000030466	70131	50910899	23050101	Meeting of National Joint Public Service Negotiating Council	5,000,000.00	2,230,000.00	
03101	014800300500	990000000030469	70131	50910899	32010502	Printing of APER form	5,000,000.00	1,000,000.00	
03101	014800300500	990000000030465	70131	50910899	23010113	Purchase of Computer with Printer	1,500,000.00	1,500,000.00	
03101	014800300500	990000000030462	70133	50910899	23050150	Terminal Benefits for Expatriate	1,500,000.00	1,500,000.00	
03101	014800300500	990000000030463	70131	50910899	32010502	Printing of Certificates of Retirement	2,500,000.00	2,500,000.00	

#### SUMMARY

<b>Recurrent Revenue</b>			0.00
<b>Capital Receipts</b>			0.00
<b>TOTAL</b>			<b>0.00</b>
<b>Personnel Cost</b>	69,745,164.36	64,194,906.30	22,031,026.54
<b>Overhead Cost</b>	12,000,000.00	0.00	0.00
<b>Consolidated Revenue Charges</b>	9,895,742.16	9,895,742.16	0.00
<b>SUB-TOTAL</b>	91,640,906.52	74,090,648.46	22,031,026.54
<b>Capital Expenditure</b>	68,000,000.00	21,230,000.00	0.00
<b>TOTAL</b>	<b>159,640,906.52</b>	<b>95,320,648.46</b>	<b>22,031,026.54</b>

30-2-2020



**CROSS RIVER STATE CHART OF ACCOUNT 2020**

**GENERAL ADMINISTRATION**

**014800300600 MOTD MINISTRY OF TRAINING AND DOCTRINE**

Fund	Administrative	Programme	Func	Geo	Economic	Description	Approved Budget 2020	Approved Provision 2019	Actual Rev./Exp. Jan -Aug 2019
<b>OVERHEAD COST</b>							<b>12,000,000.00</b>	<b>0.00</b>	<b>0.00</b>
<b>22020100 TRAVEL AND TRANSPORT - GENERAL</b>							<b>5,000,000.00</b>	<b>0.00</b>	<b>0.00</b>
02101	014800300600	0000000000000000	00000	50910899	22020101	Local Travel and Transport	5,000,000.00	0.00	0.00
<b>22020200 UTILITIES - GENERAL</b>							<b>400,000.00</b>	<b>0.00</b>	<b>0.00</b>
02101	014800300600	0000000000000000	00000	50910899	22020201	Electricity Charges	200,000.00	0.00	0.00
02101	014800300600	0000000000000000	00000	50910899	22020202	Telephone Charges	200,000.00	0.00	0.00
<b>22020300 MATERIALS AND SUPPLIES - GENERAL</b>							<b>1,600,000.00</b>	<b>0.00</b>	<b>0.00</b>
02101	014800300600	0000000000000000	00000	50910899	22020314	Other Material and Supplies	400,000.00	0.00	0.00
02101	014800300600	0000000000000000	00000	50910899	22020315	Office Material And Supplies	400,000.00	0.00	0.00
02101	014800300600	0000000000000000	00000	50910899	22020305	Printing Of Non Security Documents	400,000.00	0.00	0.00
02101	014800300600	0000000000000000	00000	50910899	22020316	Computer Materials And Supplies_22020316	400,000.00	0.00	0.00
<b>22020400 MAINTENANCE SERVICES - GENERAL</b>							<b>3,000,000.00</b>	<b>0.00</b>	<b>0.00</b>
02101	014800300600	0000000000000000	00000	50910899	22020417	Maintenance Of Office Building	600,000.00	0.00	0.00
02101	014800300600	0000000000000000	00000	50910899	22020405	Maintenance Of Plants/Generators	400,000.00	0.00	0.00
02101	014800300600	0000000000000000	00000	50910899	22020420	Maintenance -Others Infrastructure (diesel)	300,000.00	0.00	0.00
02101	014800300600	0000000000000000	00000	50910899	22020414	Maintenance Of Computer And It Equipments	400,000.00	0.00	0.00
02101	014800300600	0000000000000000	00000	50910899	22020415	Maintenance Of Office Equipments	500,000.00	0.00	0.00
02101	014800300600	0000000000000000	00000	50910899	22020401	Maintenance Of Motor Vehicle/Transport Equipment	600,000.00	0.00	0.00
02101	014800300600	0000000000000000	00000	50910899	22020402	Maintenance Of Office Furniture	200,000.00	0.00	0.00
<b>22020500 TRAINING - GENERAL</b>							<b>2,000,000.00</b>	<b>0.00</b>	<b>0.00</b>
02101	014800300600	0000000000000000	00000	50910899	22020501	Local Training	2,000,000.00	0.00	0.00
<b>CONSOLIDATED REVENUE CHARGES</b>							<b>9,895,742.16</b>	<b>9,895,742.16</b>	<b>0.00</b>
02101	014800300600	0000000000000000	00000	50910899	21010103	Consolidated Revenue Fund Charge- Salaries	9,895,742.16	9,895,742.16	0.00
<b>CAPITAL EXPENDITURE</b>							<b>195,000,000.00</b>	<b>30,000,000.00</b>	
03101	014800300600	9900000000030523	70131	50910899	23050114	Provision of Barbing Training	5,000,000.00		
03101	014800300600	9900000000030461	70131	50910899	23050101	Manpower Development and Training for all MDAs	100,000,000.00	30,000,000.00	
03101	014800300600	9900000000030525	70421	50910899	32030108	Tailoring Equipment			
03101	014800300600	9900000000030458	70131	50910899	23010139	Purchase of Office Equipments	10,000,000.00		
03101	014800300600	9900000000030524	70131	50910899	23050114	Provision of Hairdressing Training	5,000,000.00		
03101	014800300600	9900000000030457	70131	50910899	23010112	Purchase of Office Furniture	25,000,000.00		
03101	014800300600	9900000000030522	70131	50910899	23050114	International Training	30,000,000.00		
03101	014800300600	9900000000030459	70131	50910899	23050114	Conferences & Workshops	15,000,000.00		
03101	014800300600	9900000000030460	70131	50910899	23020101	Office Accomodation	5,000,000.00		

**CERTIFIED TRUE COPY**



**CROSS RIVER STATE CHART OF ACCOUNT 2020**  
**GENERAL ADMINISTRATION**  
**014800300600 MOTD MINISTRY OF TRAINING AND DOCTRINE**

<u>Fund</u>	<u>Administrative</u>	<u>Programme</u>	<u>Func</u>	<u>Geo</u>	<u>Economic</u>	<u>Description</u>	<u>Approved Budget 2020</u>	<u>Approved Provision 2019</u>	<u>Actual Rev./Exp.</u> <u>Jan -Aug 2019</u>
<b>SUMMARY</b>									
<b>Recurrent Revenue</b>									0.00
<b>Capital Receipts</b>									0.00
<b>TOTAL</b>									<b>0.00</b>
<b>Personnel Cost</b>									
<b>Overhead Cost</b>							12,000,000.00	0.00	0.00
<b>Consolidated Revenue Charges</b>							9,895,742.16	9,895,742.16	0.00
SUB-TOTAL							21,895,742.16	9,895,742.16	0.00
<b>Capital Expenditure</b>							195,000,000.00	30,000,000.00	0.00
<b>TOTAL</b>							<b>216,895,742.16</b>	<b>39,895,742.16</b>	<b>0.00</b>

30-2-2020  
  
**CERTIFIED TRUE COPY**




# CROSS RIVER STATE CHART OF ACCOUNT 2020

## ECONOMIC

### 021100100100 MCCFR MINISTRY OF CLIMATE CHANGE AND FOREST RESERVE

Fund	Administrative	Programme	Func	Geo	Economic	Description	Approved Budget 2020	Approved Provision 2019	Actual Rev./Exp. Jan -Aug 2019
<b>RECURRENT REVENUE</b>							<b>2,000,000.00</b>	<b>0.00</b>	<b>0.00</b>
<b>12020400 FEES - GENERAL</b>							<b>0.00</b>	<b>0.00</b>	<b>0.00</b>
02101	021100100100	0000000000000000	00000	50910899	12020471	Business Premises - Renewal	0.00	0.00	0.00
<b>12020500 FINES - GENERAL</b>							<b>0.00</b>	<b>0.00</b>	<b>0.00</b>
02101	021100100100	0000000000000000	00000	50910899	12020536	Carbon Emission Taxes	0.00	0.00	0.00
02101	021100100100	0000000000000000	00000	50910899	12020545	Forestry Fines and Fees	0.00	0.00	0.00
<b>12022000 FEES - GENERAL (CONT.)</b>							<b>2,000,000.00</b>	<b>0.00</b>	<b>0.00</b>
02101	021100100100	0000000000000000	00000	50910899	12022153	Fees for Registration	2,000,000.00	0.00	0.00
<b>PERSONNEL COST</b>							<b>8,851,131.87</b>	<b>13,392,722.21</b>	<b>0.00</b>
<b>21010100 SALARIES AND WAGES</b>							<b>3,594,643.75</b>	<b>6,712,378.44</b>	<b>0.00</b>
02101	021100100100	0000000000000000	00000	50910899	21010101	Salary	3,594,643.75	6,712,378.44	0.00
<b>21020100 ALLOWANCES</b>							<b>5,256,488.12</b>	<b>6,680,343.77</b>	<b>0.00</b>
02101	021100100100	0000000000000000	00000	50910899	21020107	Utility	94,380.34	73,930.20	0.00
02101	021100100100	0000000000000000	00000	50910899	21020108	Domestic Servant	1,765,869.75	1,927,800.00	0.00
02101	021100100100	0000000000000000	00000	50910899	21020106	Transport	686,613.40	542,000.92	0.00
02101	021100100100	0000000000000000	00000	50910899	21020105	Rent	2,097,323.02	1,840,029.48	0.00
02101	021100100100	0000000000000000	00000	50910899	21020104	Meal Subsidy_21020104	156,062.50	92,209.84	0.00
02101	021100100100	0000000000000000	00000	50910899	21020103	Leave Grant	422,039.11	373,773.33	0.00
02101	021100100100	0000000000000000	00000	50910899	21020109	Entertainment	34,200.00	1,830,600.00	0.00
<b>OVERHEAD COST</b>							<b>12,000,000.00</b>	<b>17,655,000.00</b>	<b>0.00</b>
<b>22020100 TRAVEL AND TRANSPORT - GENERAL</b>							<b>8,706,928.00</b>	<b>13,590,219.20</b>	<b>0.00</b>
02101	021100100100	0000000000000000	00000	50910899	22020102	Local Travel and Transport	8,706,928.00	13,590,219.20	0.00
<b>22020200 UTILITIES - GENERAL</b>							<b>285,072.00</b>	<b>285,072.00</b>	<b>0.00</b>
02101	021100100100	0000000000000000	00000	50910899	22020211	Other Utility	20,000.00	20,000.00	0.00
02101	021100100100	0000000000000000	00000	50910899	22020212	Mails, Courier, Diplomatic Mail	57,200.00	57,200.00	0.00
02101	021100100100	0000000000000000	00000	50910899	22020202	Telephone Charges	147,872.00	147,872.00	0.00
02101	021100100100	0000000000000000	00000	50910899	22020201	Electricity Charges	60,000.00	60,000.00	0.00
<b>22020300 MATERIALS AND SUPPLIES - GENERAL</b>							<b>733,000.00</b>	<b>1,107,116.80</b>	<b>0.00</b>
02101	021100100100	0000000000000000	00000	50910899	22020315	Office Material And Supplies	293,000.00	769,116.80	0.00
02101	021100100100	0000000000000000	00000	50910899	22020305	Printing Of Non Security Documents	200,000.00	68,000.00	0.00
02101	021100100100	0000000000000000	00000	50910899	22020316	Computer Materials And Supplies_22020316	60,000.00	90,000.00	0.00
02101	021100100100	0000000000000000	00000	50910899	22020314	Other Material and Supplies	180,000.00	180,000.00	0.00
<b>22020400 MAINTENANCE SERVICES - GENERAL</b>							<b>1,465,000.00</b>	<b>2,017,280.00</b>	<b>0.00</b>
02101	021100100100	0000000000000000	00000	50910899	22020402	Maintenance Of Office Furniture	160,000.00	154,196.80	0.00
02101	021100100100	0000000000000000	00000	50910899	22020414	Maintenance Of Computer And It Equipments	340,000.00	345,168.00	0.00
02101	021100100100	0000000000000000	00000	50910899	22020415	Maintenance Of Office Equipments	175,000.00	129,688.00	0.00
02101	021100100100	0000000000000000	00000	50910899	22020405	Maintenance Of Plants/Generators	300,000.00	661,283.20	0.00
02101	021100100100	0000000000000000	00000	50910899	22020417	Maintenance Of Office Building	160,000.00	120,000.00	0.00
02101	021100100100	0000000000000000	00000	50910899	22020401	Maintenance Of Motor Vehicle/Transport Equipment	330,000.00	606,944.00	0.00







# CROSS RIVER STATE CHART OF ACCOUNT 2020

## ECONOMIC

### 021100100100 MCCFR MINISTRY OF CLIMATE CHANGE AND FOREST RESERVE

Fund	Administrative	Programme	Funcitic	Geo	Economic	Description	Approved Budget 2020	Approved Provision 2019	Actual Rev./Exp. Jan -Aug 2019
					<b>22020500</b>	<b>TRAINING - GENERAL</b>	<b>280,000.00</b>	<b>80,000.00</b>	<b>0.00</b>
02101	021100100100	0000000000000000	00000	50910899	22020501	Local Training	280,000.00	80,000.00	0.00
					<b>22020900</b>	<b>FINANCIAL CHARGES - GENERAL</b>	<b>70,000.00</b>	<b>70,000.00</b>	<b>0.00</b>
02101	021100100100	0000000000000000	00000	50910899	22020901	Bank Charges (Other Than Interest)	70,000.00	70,000.00	0.00
					<b>22021000</b>	<b>MISCELLANEOUS EXPENSES GENERAL</b>	<b>460,000.00</b>	<b>505,312.00</b>	<b>0.00</b>
02101	021100100100	0000000000000000	00000	50910899	22021047	Servicom	40,000.00	40,000.00	0.00
02101	021100100100	0000000000000000	00000	50910899	22021041	Contingency	240,000.00	240,000.00	0.00
02101	021100100100	0000000000000000	00000	50910899	22021006	Postages and Courier Services	40,000.00	40,000.00	0.00
02101	021100100100	0000000000000000	00000	50910899	22021057	Entertainment at Meetings	140,000.00	185,312.00	0.00
						<b>CONSOLIDATED REVENUE CHARGES</b>	<b>13,495,742.16</b>	<b>8,376,848.88</b>	<b>1,265,628.15</b>
02101	021100100100	0000000000000000	00000	50910899	21010103	Consolidated Revenue Fund Charge- Salaries	13,495,742.16	8,376,848.88	1,265,628.15
						<b>CAPITAL EXPENDITURE</b>	<b>2,398,177,991.25</b>	<b>3,989,402,991.25</b>	
03101	021100100100	0990000000000901	70421	50910899	32030108	Aforestation Project (Tropical rainforest/Mangrove)	800,000,000.00	1,800,000,000.00	
03101	021100100100	0990000000000948	70443	50910899	23040105	Talent Hunt on Climate Change			
03101	021100100100	0990000000000947	70443	50910899	23040105	Procurement of Generator			
03101	021100100100	0990000000000952	70443	50910899	23040105	Production of Land Use Plan			
03101	021100100100	0990000000000912	70520	50910899	32030104	Watershed Management 1 and 2	65,000,000.00	65,000,000.00	
03101	021100100100	0990000000000943	70443	50910899	23040105	Launching of Young Climate Change Football Team			
03101	021100100100	0990000000000944	70443	50910899	23040105	Office accomodation and Furnishing			
03101	021100100100	0990000000000953	70443	50910899	23040105	Various activities of Climate Change for Special Adviser			
03101	021100100100	0990000000000945	70443	50910899	23040105	Production of branded T Shirts and Souveniers			
03101	021100100100	0990000000000907	70422	50910899	32030109	Participation in Crosss border and technical exchanges	5,000,000.00	5,000,000.00	
03101	021100100100	0990000000000951	70443	50910899	23040105	Hydro Carbon Asset Appresal/Optimization			
03101	021100100100	0990000000000949	70443	50910899	23040105	Engagement of Investors on Climate Change, Forest development and Carbon Emission			
03101	021100100100	0990000000000946	70443	50910899	23040105	Procurement of Office Equipments			
03101	021100100100	0990000000000941	70443	50910899	23040105	Regulating the Operation of forest produce Importer/Dealers Marketer in External Timber Procurement from Cameroun			
03101	021100100100	0990000000000913	70412	50910899	32010932	Tree Planting and Urban Capping	700,000,000.00	1,000,000,000.00	
03101	021100100100	0990000000000927	70443	50910899	23040105	Development of Databank on Plant and Animal Species of CRS			
03101	021100100100	0990000000000909	70425	50910899	32030108	Participation in World Climate Change Day and International Conference	5,000,000.00	5,000,000.00	
03101	021100100100	0990000000000940	70443	50910899	23040105	Facilitating Value Addition and Incubate forest products in Business in CRS			
03101	021100100100	0990000000000911	70550	50910899	32010924	Value addition and incubate forest productions in Business in CRS	1,462,500.00	1,462,500.00	
03101	021100100100	0990000000000919	70160	50910899	32030108	celebration of Climate Change Day in the State	10,000,000.00	10,000,000.00	
03101	021100100100	0990000000000902	70422	50910899	23020113	REDD+ Unit (framework, strategy and validation)	16,465,491.25	16,465,491.25	
03101	021100100100	0990000000000942	70443	50910899	23040105	Clean Energy Technology			






# CROSS RIVER STATE CHART OF ACCOUNT 2020

## ECONOMIC

### 021100100100 MCCFR MINISTRY OF CLIMATE CHANGE AND FOREST RESERVE

Fund	Administrative	Programme	Functic	Geo	Economic	Description	Approved Budget 2020	Approved Provision 2019	Actual Rev./Exp. Jan -Aug 2019
03101	021100100100	099000000000914	70411	50910899	32030108	Climate Change Communication and Information	13,000,000.00	13,000,000.00	
03101	021100100100	099000000000938	70443	50910899	23040105	Provision of renewable Energy			
03101	021100100100	099000000000916	70422	50910899	32030108	Climate Smart Agriculture	6,500,000.00	6,500,000.00	
03101	021100100100	099000000000939	70443	50910899	23040105	Survey of Fuel wood Consumption in CRS			
03101	021100100100	099000000000918	75500	50910899	32030109	Capacity Building to enhance Climate change Resilience	8,125,000.00	812,500.00	
03101	021100100100	099000000000920	70133	50910899	32030109	Engagement of Consultant for developemnt of master plan on climate chage	20,000,000.00	20,000,000.00	
03101	021100100100	099000000000921	70132	50910899	32030108	Development of Legal framework for climate change and Carbon Emmission	1,625,000.00	162,500.00	
03101	021100100100	099000000000922	70131	50910899	32010907	Database Development and Management/Analysis	6,500,000.00	6,500,000.00	
03101	021100100100	099000000000923	70443	50910899	23040105	Bio-Fuel			
03101	021100100100	099000000000924	70443	50910899	23040105	Allowance, Training & Procurement of Security/PPE Equipments for Green Police			
03101	021100100100	099000000000917	70421	50910899	32030109	Green Carnival/Raising of Trees	700,000,000.00	1,000,000,000.00	
03101	021100100100	099000000000915	70423	50910899	32030109	Climate Change Knowledge Management	5,000,000.00	5,000,000.00	
03101	021100100100	099000000000928	70443	50910899	23040105	Reforestation of Degraded Forest Reserves (100Ha)			
03101	021100100100	099000000000910	70550	50910899	32030108	documentation and production of Compendium on Climate Change and Carbon Emmissions	5,000,000.00	5,000,000.00	
03101	021100100100	099000000000950	70443	50910899	23040105	Establishment of Zonal Offices accross the sSate			
03101	021100100100	099000000000908	70424	50910899	23030114	Documentaries on Forest, Climate Change.	5,000,000.00	5,000,000.00	
03101	021100100100	099000000000906	70422	50910899	23030114	maintenance of Climate change flashpoints in Calabar,Ugep,Ikom,Ogoja,Obudu	5,000,000.00	5,000,000.00	
03101	021100100100	099000000000905	70421	50910899	23030113	Trade Shows and Benchmark Surveys on Climate Change	6,000,000.00	6,000,000.00	
03101	021100100100	099000000000904	70423	50910899	23030112	State Level Summit on Climate Change (Stakeholder summit)	7,500,000.00	7,500,000.00	
03101	021100100100	099000000000935	70443	50910899	23040105	State Capacity Building			
03101	021100100100	099000000000933	70443	50910899	23040105	Innovative Livelihood Options for Improving Sustainable Management			
03101	021100100100	099000000000903	70423	50910899	23020114	Exhibition Fair on Climate Change in 3 Senatoria Zones	6,000,000.00	6,000,000.00	
03101	021100100100	099000000000937	70443	50910899	23040105	Procurement of Nursery Tools and Equipment			
03101	021100100100	099000000000929	70443	50910899	23040105	Staff Capacity Building on Ecological Restoration			
03101	021100100100	099000000000930	70443	50910899	23040105	Development of Mangrove species Nursery			
03101	021100100100	099000000000931	70443	50910899	23040105	Forest for Life Awareness Campaign			
03101	021100100100	099000000000932	70443	50910899	23040105	Participatory Forest Management (Production of Land use Plan)			
03101	021100100100	099000000000926	70443	50910899	23040105	Development of Databank on Forest Community Operations			
03101	021100100100	099000000000934	70443	50910899	23040105	Gender and HIV/AIDS Mainstreaming in 50 Pilot Forest Communities			
03101	021100100100	099000000000925	70443	50910899	23040105	Royalty Payment			
03101	021100100100	099000000000936	70443	50910899	23040105	Creation of Forest Business Databank			





# CROSS RIVER STATE CHART OF ACCOUNT 2020

## ECONOMIC

### 021100100100 MCCFR MINISTRY OF CLIMATE CHANGE AND FOREST RESERVE

<u>Fund</u>	<u>Administrative</u>	<u>Programme</u>	<u>Func</u>	<u>Geo</u>	<u>Economic</u>	<u>Description</u>	<u>Approved Budget 2020</u>	<u>Approved Provision 2019</u>	<u>Actual Rev./Exp.</u> <u>Jan -Aug 2019</u>
<b>SUMMARY</b>									
					<b>Recurrent Revenue</b>		2,000,000.00	0.00	0.00
					<b>Capital Receipts</b>				0.00
					<b>TOTAL</b>		<b>2,000,000.00</b>	<b>0.00</b>	<b>0.00</b>
					<b>Personnel Cost</b>		8,851,131.87	13,392,722.21	0.00
					<b>Overhead Cost</b>		12,000,000.00	17,655,000.00	0.00
					<b>Consolidated Revenue Charges</b>		13,495,742.16	8,376,848.88	1,265,628.15
					<b>SUB-TOTAL</b>		34,346,874.03	39,424,571.09	1,265,628.15
					<b>Capital Expenditure</b>		2,398,177,991.25	3,989,402,991.25	0.00
					<b>TOTAL</b>		<b>2,432,524,865.28</b>	<b>4,028,827,562.34</b>	<b>1,265,628.15</b>

30-2-2020  
 CERTIFIED TRUE COPY



# CROSS RIVER STATE CHART OF ACCOUNT 2020

## ECONOMIC

### 021300100100 MOINF MINISTRY OF INFRASTRUCTURE

Fund	Administrative	Programme	Func	Geo	Economic	Description	Approved Budget 2020	Approved Provision 2019	Actual Rev./Exp. Jan -Aug 2019
<b>PERSONNEL COST</b>							<b>7,656,022.40</b>	<b>16,107,597.09</b>	<b>8,705,774.00</b>
<b>21010100 SALARIES AND WAGES</b>							<b>4,777,190.07</b>	<b>8,292,694.11</b>	<b>4,250,238.00</b>
02101	021300100100	0000000000000000	00000	50910899	21010101	Salary	4,777,190.07	8,292,694.11	4,250,238.00
<b>21020100 ALLOWANCES</b>							<b>2,878,832.33</b>	<b>7,814,902.98</b>	<b>4,455,536.00</b>
02101	021300100100	0000000000000000	00000	50910899	21020105	Rent	1,442,623.00	4,214,791.64	2,257,278.00
02101	021300100100	0000000000000000	00000	50910899	21020103	Leave Grant	476,242.09	808,821.54	422,261.00
02101	021300100100	0000000000000000	00000	50910899	21020109	Entertainment	0.00	22,800.00	11,400.00
02101	021300100100	0000000000000000	00000	50910899	21020108	Domestic Servant	0.00	1,177,246.56	588,624.00
02101	021300100100	0000000000000000	00000	50910899	21020106	Transport	702,398.44	1,166,785.00	791,194.00
02101	021300100100	0000000000000000	00000	50910899	21020107	Utility	97,812.80	163,428.24	234,213.00
02101	021300100100	0000000000000000	00000	50910899	21020104	Meal Subsidy_21020104	159,756.00	261,030.00	150,566.00
<b>OVERHEAD COST</b>							<b>4,446,435.81</b>	<b>4,276,435.81</b>	<b>800,000.00</b>
<b>22020100 TRAVEL AND TRANSPORT - GENERAL</b>							<b>2,224,222.00</b>	<b>2,058,222.00</b>	<b>410,000.00</b>
02101	021300100100	0000000000000000	00000	50910899	22020102	Local Travel and Transport	2,224,222.00	2,058,222.00	410,000.00
<b>22020200 UTILITIES - GENERAL</b>							<b>125,217.00</b>	<b>125,217.00</b>	<b>10,000.00</b>
02101	021300100100	0000000000000000	00000	50910899	22020212	Mails, Courier, Diplomatic Mail	1,000.00	1,000.00	0.00
02101	021300100100	0000000000000000	00000	50910899	22020202	Telephone Charges	124,217.00	124,217.00	10,000.00
<b>22020300 MATERIALS AND SUPPLIES - GENERAL</b>							<b>607,400.00</b>	<b>603,400.00</b>	<b>80,000.00</b>
02101	021300100100	0000000000000000	00000	50910899	22020305	Printing Of Non Security Documents	280,000.00	280,000.00	0.00
02101	021300100100	0000000000000000	00000	50910899	22020316	Computer Materials And Supplies_22020316	30,000.00	30,000.00	0.00
02101	021300100100	0000000000000000	00000	50910899	22020315	Office Material And Supplies	297,400.00	293,400.00	80,000.00
<b>22020400 MAINTENANCE SERVICES - GENERAL</b>							<b>1,216,000.00</b>	<b>1,216,000.00</b>	<b>280,000.00</b>
02101	021300100100	0000000000000000	00000	50910899	22020402	Maintenance Of Office Furniture	6,000.00	6,000.00	0.00
02101	021300100100	0000000000000000	00000	50910899	22020401	Maintenance Of Motor Vehicle/Transport Equipment	390,000.00	390,000.00	40,000.00
02101	021300100100	0000000000000000	00000	50910899	22020414	Maintenance Of Computer And It Equipments	240,000.00	240,000.00	0.00
02101	021300100100	0000000000000000	00000	50910899	22020405	Maintenance Of Plants/Generators	240,000.00	240,000.00	50,000.00
02101	021300100100	0000000000000000	00000	50910899	22020403	Maintenance Of Office Building / Residential Qtrs	100,000.00	100,000.00	50,000.00
02101	021300100100	0000000000000000	00000	50910899	22020404	Maintenance Of Office / It Equipments	240,000.00	240,000.00	140,000.00
<b>22020600 OTHER SERVICES - GENERAL</b>							<b>102,280.00</b>	<b>102,280.00</b>	<b>20,000.00</b>
02101	021300100100	0000000000000000	00000	50910899	22020639	Press And Public Relation/ Advertisement	102,280.00	102,280.00	20,000.00
<b>22020900 FINANCIAL CHARGES - GENERAL</b>							<b>21,316.81</b>	<b>21,316.81</b>	<b>0.00</b>
02101	021300100100	0000000000000000	00000	50910899	22020901	Bank Charges (Other Than Interest)	21,316.81	21,316.81	0.00
<b>22021000 MISCELLANEOUS EXPENSES GENERAL</b>							<b>150,000.00</b>	<b>150,000.00</b>	<b>0.00</b>
02101	021300100100	0000000000000000	00000	50910899	22021057	Entertainment at Meetings	150,000.00	150,000.00	0.00
<b>CONSOLIDATED REVENUE CHARGES</b>							<b>8,892,849.48</b>	<b>8,892,849.48</b>	<b>4,446,425.00</b>
02101	021300100100	0000000000000000	00000	50910899	21010103	Consolidated Revenue Fund Charge- Salaries	8,892,849.48	8,892,849.48	4,446,425.00
<b>CAPITAL EXPENDITURE</b>							<b>139,599,091,287.50</b>	<b>367,215,129,267.50</b>	
03101	021300100100	099000000004402	70443	50910899	23040102	Dredging of Calabar Channel			

*30-2-2020*  
**CERTIFIED TRUE COPY**



# CROSS RIVER STATE CHART OF ACCOUNT 2020

## ECONOMIC

### 021300100100 MOINF MINISTRY OF INFRASTRUCTURE

Fund	Administrative	Programme	Functic	Geo	Economic	Description	Approved Budget 2020	Approved Provision 2019	Actual Rev./Exp. Jan -Aug 2019
03101	021300100100	099000000004403	70132	50910899	23020118	Comprehensive Inventory/Baseline of CRS Infrastructure Stock	1,950,000.00	1,950,000.00	
03101	021300100100	099000000004407	70443	50910899	23020119	Construction of Jetty at Tinapa	3,000,000,000.00	3,000,000,000.00	
03101	021300100100	099000000004413	70433	50910899	23020119	MCC/Highway Flyover	3,000,000,000.00		
03101	021300100100	099000000004401	70443	50910899	23040105	Dredging /Sand Filling of Land Reclamation of Calabar Seaport and Calas vegas	50,968,207,287.50	41,968,207,287.50	
03101	021300100100	099000000004410	70451	50910899	23020119	Dualization of Cal-Odukpani inclusive of Odukpani-Spagheti flyover	8,000,000,000.00	16,000,000,000.00	
03101	021300100100	099000000004404	70481	50910899	23050101	Procurement/Installation of Workshop Equipment (Lakeside Hotel)	9,750,000.00	9,750,000.00	
03101	021300100100	099000000004409	70451	50910899	32010202	Road Show for Super Highway & Deep Sea Port (Marketing Advertisement etc	650,000,000.00	650,000,000.00	
03101	021300100100	099000000004415	70452	50910899	23020119	Deep Seaport Clearing	2,662,684,000.00	2,662,684,000.00	
03101	021300100100	099000000004411	70452	50910899	23020119	Dredging works @Deep Seaport	10,000,000,000.00	80,000,000,000.00	
03101	021300100100	099000000004412	70132	50910899	23020119	Feasibility study, Design & Construction of Calabar-Ogoja-Ikom to Katsina-Ala Super Highway	58,000,000,000.00	219,916,037,980.00	
03101	021300100100	099000000004406	70443	50910899	23020119	Construction of Jetty at Portside	3,000,000,000.00	3,000,000,000.00	
03101	021300100100	099000000004405	70442	50910899	23020118	Feedback Infrastructure Services	3,250,000.00	3,250,000.00	
03101	021300100100	099000000004408	70621	50910899	32020204	Develop a State-wide Integrated Infrastructure Master Plan	3,250,000.00	3,250,000.00	
03101	021300100100	099000000004414	70133	50910899	23020119	Erection of Location Towers	300,000,000.00		

#### SUMMARY

<b>Recurrent Revenue</b>		0.00	0.00
<b>Capital Receipts</b>			0.00
<b>TOTAL</b>		<b>0.00</b>	<b>0.00</b>
<b>Personnel Cost</b>	7,656,022.40	16,107,597.09	8,705,774.00
<b>Overhead Cost</b>	4,446,435.81	4,276,435.81	800,000.00
<b>Consolidated Revenue Charges</b>	8,892,849.48	8,892,849.48	4,446,425.00
<b>SUB-TOTAL</b>	20,995,307.69	29,276,882.38	13,952,199.00
<b>Capital Expenditure</b>	139,599,091,287.50	367,215,129,267.50	0.00
<b>TOTAL</b>	<b>139,620,086,595.19</b>	<b>367,244,406,149.88</b>	<b>13,952,199.00</b>





**CROSS RIVER STATE CHART OF ACCOUNT 2020**

**ECONOMIC**

**021300200100 CWIDA CRS WATER FRONT INFRASTRUCTURE AND DEVELOPMENT  
AGENCY**

Fund	Administrative	Programme	Functic	Geo	Economic	Description	Approved Budget 2020	Approved Provision 2019	Actual Rev./Exp. Jan -Aug 2019
<b>OVERHEAD COST</b>							<b>300,000.00</b>	<b>300,000.00</b>	<b>0.00</b>
<b>22020100 TRAVEL AND TRANSPORT - GENERAL</b>							<b>300,000.00</b>	<b>300,000.00</b>	<b>0.00</b>
02101	021300200100	0000000000000000	00000	50910899	22020101	Local Travel and Transport	300,000.00	300,000.00	0.00
<b>CONSOLIDATED REVENUE CHARGES</b>							<b>10,232,078.00</b>	<b>10,232,078.00</b>	<b>0.00</b>
02101	021300200100	0000000000000000	00000	50910899	21010103	Consolidated Revenue Fund Charge- Salaries	10,232,078.00	10,232,078.00	0.00
<b>CAPITAL EXPENDITURE</b>							<b>3,046,000,000.00</b>	<b>3,029,000,000.00</b>	
03101	021300200100	0990000000005608	70452	50910899	32020208	Water Front Christmas Activities	20,000,000.00	3,000,000.00	
03101	021300200100	0990000000005609	70133	50910899	23010139	Purchase of Office Equipment	2,000,000.00	2,000,000.00	
03101	021300200100	0990000000005604	70451	50910899	32020208	Accessment and Documentation of all Water Fronts Locations to International Levels	2,500,000.00	2,500,000.00	
03101	021300200100	0990000000005607	70452	50910899	32020208	Provision of Water Front Commercial Activities and Recreational Park	10,000,000.00	10,000,000.00	
03101	021300200100	0990000000005606	70452	50910899	32020208	Grading of Different Water Fronts (Grade A B C)	5,000,000.00	5,000,000.00	
03101	021300200100	0990000000005605	70451	50910899	32020203	Construction of International Beach Resort and Fish Market	1,000,000,000.00	1,000,000,000.00	
03101	021300200100	0990000000005603	70451	50910899	32020202	Create GPS, GPRS for site Potentials	3,500,000.00	3,500,000.00	
03101	021300200100	0990000000005602	70451	50910899	32010925	Purchase / procurement of fishing Trowel	2,000,000,000.00	2,000,000,000.00	
03101	021300200100	0990000000005601	70133	50910899	23010112	Purchase of Office Furniture	3,000,000.00	3,000,000.00	

**SUMMARY**

<b>Recurrent Revenue</b>		0.00	0.00
<b>Capital Receipts</b>			0.00
<b>TOTAL</b>		<b>0.00</b>	<b>0.00</b>
<b>Personnel Cost</b>			
<b>Overhead Cost</b>	300,000.00	300,000.00	0.00
<b>Consolidated Revenue Charges</b>	10,232,078.00	10,232,078.00	0.00
<b>SUB-TOTAL</b>	10,532,078.00	10,532,078.00	0.00
<b>Capital Expenditure</b>	3,046,000,000.00	3,029,000,000.00	0.00
<b>TOTAL</b>	<b>3,056,532,078.00</b>	<b>3,039,532,078.00</b>	<b>0.00</b>





# CROSS RIVER STATE CHART OF ACCOUNT 2020

## ECONOMIC

### 021400100100 MSMD MINISTRY OF SOLID MINERAL DEVELOPMENT

Fund	Administrative	Programme	Func	Geo	Economic	Description	Approved Budget 2020	Approved Provision 2019	Actual Rev./Exp. Jan -Aug 2019
<b>RECURRENT REVENUE</b>							<b>617,520,000.00</b>	<b>873,500,000.00</b>	<b>500,000.00</b>
<b>12020200 MINING RENTS</b>							<b>236,000,000.00</b>	<b>472,000,000.00</b>	<b>0.00</b>
02101	021400100100	0000000000000000	00000	50910899	12020201	Surface Rent	20,000,000.00	40,000,000.00	0.00
02101	021400100100	0000000000000000	00000	50910899	12020202	Solid Mineral Mining Rent	216,000,000.00	432,000,000.00	0.00
<b>12020700 EARNINGS -GENERAL</b>							<b>100,000,000.00</b>		
02101	021400100100	0000000000000000	00000	50910899	12020764	Earnings From Extraction	100,000,000.00		
<b>12022000 FEES - GENERAL (CONT.)</b>							<b>281,520,000.00</b>	<b>401,500,000.00</b>	<b>500,000.00</b>
02101	021400100100	0000000000000000	00000	50910899	12022183	Application fee for Extension of Land	0.00	20,000,000.00	0.00
02101	021400100100	0000000000000000	00000	50910899	12022139	Registration / Renewal Fees fo	1,500,000.00	1,500,000.00	0.00
02101	021400100100	0000000000000000	00000	50910899	12022101	Quarrying Fee	224,020,000.00	324,000,000.00	0.00
02101	021400100100	0000000000000000	00000	50910899	12022280	Fines from Defaulters_12022280	20,000,000.00	20,000,000.00	0.00
02101	021400100100	0000000000000000	00000	50910899	12022102	Mining fee, Sand, Gravel, Laterite and other related Mineral Exploration activit	36,000,000.00	36,000,000.00	500,000.00
<b>PERSONNEL COST</b>							<b>52,116,225.53</b>	<b>50,481,023.65</b>	<b>26,515,732.75</b>
<b>21010100 SALARIES AND WAGES</b>							<b>41,829,476.53</b>	<b>38,340,809.16</b>	<b>19,602,412.22</b>
02101	021400100100	0000000000000000	00000	50910899	21010101	Salary	41,829,476.53	38,340,809.16	19,602,412.22
<b>21020100 ALLOWANCES</b>							<b>10,286,749.00</b>	<b>12,140,214.49</b>	<b>6,913,320.53</b>
02101	021400100100	0000000000000000	00000	50910899	21020104	Meal Subsidy_21020104	263,741.20	329,680.80	84,337.23
02101	021400100100	0000000000000000	00000	50910899	21020105	Rent	4,864,867.56	5,019,432.55	2,913,862.83
02101	021400100100	0000000000000000	00000	50910899	21020111	Vehicle Maintainance	0.00	0.00	114,763.50
02101	021400100100	0000000000000000	00000	50910899	21020151	Shifting	209,752.20	1,951,284.40	1,349,967.88
02101	021400100100	0000000000000000	00000	50910899	21020106	Transport	1,741,603.94	1,418,611.92	840,691.72
02101	021400100100	0000000000000000	00000	50910899	21020115	Hazard Allowance	780,000.00	726,000.00	438,000.00
02101	021400100100	0000000000000000	00000	50910899	21020109	Entertainment	34,200.00	34,200.00	14,250.00
02101	021400100100	0000000000000000	00000	50910899	21020103	Leave Grant	762,784.36	985,885.28	239,510.63
02101	021400100100	0000000000000000	00000	50910899	21020108	Domestic Servant	1,471,558.74	1,471,558.74	441,467.46
02101	021400100100	0000000000000000	00000	50910899	21020107	Utility	158,241.00	203,560.80	114,656.50
02101	021400100100	0000000000000000	00000	50910899	21020110	Journal	0.00	0.00	361,812.78
<b>OVERHEAD COST</b>							<b>12,000,000.00</b>	<b>9,700,000.00</b>	<b>0.00</b>
<b>22020100 TRAVEL AND TRANSPORT - GENERAL</b>							<b>3,820,000.00</b>	<b>2,320,000.00</b>	<b>0.00</b>
02101	021400100100	0000000000000000	00000	50910899	22020101	Local Travel and Transport	1,300,000.00	1,100,000.00	0.00
02101	021400100100	0000000000000000	00000	50910899	22020102	Local Travel and Transport	2,520,000.00	1,220,000.00	0.00
<b>22020200 UTILITIES - GENERAL</b>							<b>210,000.00</b>	<b>150,000.00</b>	<b>0.00</b>
02101	021400100100	0000000000000000	00000	50910899	22020202	Telephone Charges	50,000.00	50,000.00	0.00
02101	021400100100	0000000000000000	00000	50910899	22020212	Mails, Courier, Diplomatic Mail	160,000.00	100,000.00	0.00
<b>22020300 MATERIALS AND SUPPLIES - GENERAL</b>							<b>2,100,000.00</b>	<b>1,660,000.00</b>	<b>0.00</b>
02101	021400100100	0000000000000000	00000	50910899	22020315	Office Material And Supplies	1,300,000.00	880,000.00	0.00
02101	021400100100	0000000000000000	00000	50910899	22020316	Computer Materials And Supplies_22020316	800,000.00	780,000.00	0.00
<b>22020400 MAINTENANCE SERVICES - GENERAL</b>							<b>4,300,000.00</b>	<b>4,000,000.00</b>	<b>0.00</b>

30-2-20





# CROSS RIVER STATE CHART OF ACCOUNT 2020

## ECONOMIC

### 021400100100 MSMD MINISTRY OF SOLID MINERAL DEVELOPMENT

Fund	Administrative	Programme	Functic	Geo	Economic	Description	Approved Budget 2020	Approved Provision 2019	Actual Rev./Exp. Jan -Aug 2019
02101	021400100100	0000000000000000	00000	50910899	22020405	Maintenance Of Plants/Generators	700,000.00	400,000.00	0.00
02101	021400100100	0000000000000000	00000	50910899	22020402	Maintenance Of Office Furniture	100,000.00	100,000.00	0.00
02101	021400100100	0000000000000000	00000	50910899	22020415	Maintenance Of Office Equipments	275,000.00	275,000.00	0.00
02101	021400100100	0000000000000000	00000	50910899	22020414	Maintenance Of Computer And It Equipments	950,000.00	950,000.00	0.00
02101	021400100100	0000000000000000	00000	50910899	22020404	Maintenance Of Office / It Equipments	350,000.00	350,000.00	0.00
02101	021400100100	0000000000000000	00000	50910899	22020401	Maintenance Of Motor Vehicle/Transport Equipment	1,925,000.00	1,925,000.00	0.00
					<b>22020500</b>	<b>TRAINING - GENERAL</b>	<b>100,000.00</b>	<b>100,000.00</b>	<b>0.00</b>
02101	021400100100	0000000000000000	00000	50910899	22020501	Local Training	100,000.00	100,000.00	0.00
					<b>22020600</b>	<b>OTHER SERVICES - GENERAL</b>	<b>200,000.00</b>	<b>200,000.00</b>	<b>0.00</b>
02101	021400100100	0000000000000000	00000	50910899	22020639	Press And Public Relation/ Advertisement	200,000.00	200,000.00	0.00
					<b>22020700</b>	<b>CONSULTING AND PROFESSIONAL SERVICES - GEN</b>	<b>100,000.00</b>	<b>100,000.00</b>	<b>0.00</b>
02101	021400100100	0000000000000000	00000	50910899	22020720	Research, Survey and Field Investigation	100,000.00	100,000.00	0.00
					<b>22020900</b>	<b>FINANCIAL CHARGES - GENERAL</b>	<b>500,000.00</b>	<b>500,000.00</b>	<b>0.00</b>
02101	021400100100	0000000000000000	00000	50910899	22020904	Other Crf Bank Charges	500,000.00	500,000.00	0.00
					<b>22021000</b>	<b>MISCELLANEOUS EXPENSES GENERAL</b>	<b>670,000.00</b>	<b>670,000.00</b>	<b>0.00</b>
02101	021400100100	0000000000000000	00000	50910899	22021057	Entertainment at Meetings	670,000.00	670,000.00	0.00
						<b>CONSOLIDATED REVENUE CHARGES</b>	<b>5,118,893.28</b>	<b>5,118,893.28</b>	<b>0.00</b>
02101	021400100100	0000000000000000	00000	50910899	21010103	Consolidated Revenue Fund Charge- Salaries	5,118,893.28	5,118,893.28	0.00
						<b>CAPITAL EXPENDITURE</b>	<b>15,745,000,000.00</b>	<b>15,547,000,000.00</b>	
03101	021400100100	099000000003607	70132	50910899	23050111	Acquisition of Solid Mineral Leases from fed. Govt.	200,000,000.00	2,000,000.00	
03101	021400100100	099000000003615	70131	50910899	23010112	Acquisition of Geological Equipment	5,000,000.00	5,000,000.00	
03101	021400100100	099000000003602	70133	50910899	23050106	Sensitization and awareness programme on Mineral resources development in the State	10,000,000.00	10,000,000.00	
03101	021400100100	099000000003603	70443	50910899	23020118	Consturction of CRS Quarry in Akamkpa and Obanliku	3,000,000,000.00	3,000,000,000.00	
03101	021400100100	099000000003601	71091	50910899	23030110	Social Security Scheme	500,000,000.00	500,000,000.00	
03101	021400100100	099000000003613	70443	50910899	23020107	Office Accommodation for 3No. Zonal Offices/Furnishing	3,000,000.00	3,000,000.00	
03101	021400100100	099000000003621	70131	50910899	23010129	Procurement of solid mineral equipments	1,000,000,000.00		
03101	021400100100	099000000003620	70131	50910899	23050114	Training and operating cost	200,000,000.00		
03101	021400100100	099000000003619	70131	50910899	23020101	Erection of skills acquisition hall	300,000,000.00		
03101	021400100100	099000000003618	70131	50910899	23010139	Acquisition/construction of mineral lab.	500,000,000.00		
03101	021400100100	099000000003604	70131	50910899	23010139	Procurement of Office Equipment	20,000,000.00	20,000,000.00	
03101	021400100100	099000000003612	70443	50910899	23020101	Preparation of draft Mineral Policy and legal regulatory Framework to CRSHA	2,000,000.00	2,000,000.00	
03101	021400100100	099000000003609	70441	50910899	23010129	Design and Construction of Cement Plant in Akamkpa Local Government of Cross River State	10,000,000,000.00	12,000,000,000.00	
03101	021400100100	099000000003616	70131	50910899	23010112	Acquisition of Office Furniture	5,000,000.00	5,000,000.00	

30-2-2020





# CROSS RIVER STATE CHART OF ACCOUNT 2020

## ECONOMIC

### 021400100100 MSMD MINISTRY OF SOLID MINERAL DEVELOPMENT

<u>Fund</u>	<u>Administrative</u>	<u>Programme</u>	<u>Funcic</u>	<u>Geo</u>	<u>Economic</u>	<u>Description</u>	<u>Approved Budget 2020</u>	<u>Approved Provision 2019</u>	<u>Actual Rev./Exp.</u> <u>Jan -Aug 2019</u>
<b>SUMMARY</b>									
						<b>Recurrent Revenue</b>	617,520,000.00	873,500,000.00	500,000.00
						<b>Capital Receipts</b>			0.00
						<b>TOTAL</b>	<b>617,520,000.00</b>	<b>873,500,000.00</b>	<b>500,000.00</b>
						<b>Personnel Cost</b>	52,116,225.53	50,481,023.65	26,515,732.75
						<b>Overhead Cost</b>	12,000,000.00	9,700,000.00	0.00
						<b>Consolidated Revenue Charges</b>	5,118,893.28	5,118,893.28	0.00
						SUB-TOTAL	69,235,118.81	65,299,916.93	26,515,732.75
						<b>Capital Expenditure</b>	15,745,000,000.00	15,547,000,000.00	0.00
						<b>TOTAL</b>	<b>15,814,235,118.81</b>	<b>15,612,299,916.93</b>	<b>26,515,732.75</b>

30-2-2020  
  
 CERTIFIED TRUE COPY



# CROSS RIVER STATE CHART OF ACCOUNT 2020

## ECONOMIC

### 021500100100 MOA-HQ MINISTRY OF AGRICULTURE

Fund	Administrative	Programme	Func	Geo	Economic	Description	Approved Budget 2020	Approved Provision 2019	Actual Rev./Exp. Jan -Aug 2019
<b>RECURRENT REVENUE</b>							<b>114,870,012.00</b>	<b>84,448,628.00</b>	<b>0.00</b>
<b>12010100 PERSONAL TAXES</b>							<b>29,518,795.00</b>	<b>0.00</b>	<b>0.00</b>
02101	021500100100	0000000000000000	00000	50910899	12010108	Livestock Tax	29,518,795.00	0.00	0.00
<b>12020100 LICENCES - GENERAL</b>							<b>1,493,057.00</b>	<b>590,468.00</b>	<b>0.00</b>
02101	021500100100	0000000000000000	00000	50910899	12020116	Dried Fish and Meat Licences	590,468.00	590,468.00	0.00
02101	021500100100	0000000000000000	00000	50910899	12020146	Veterinary Licences	902,589.00	0.00	0.00
<b>12020400 FEES - GENERAL</b>							<b>50,000,000.00</b>	<b>50,000,000.00</b>	<b>0.00</b>
02101	021500100100	0000000000000000	00000	50910899	12020475	Registration Of Farmers	50,000,000.00	50,000,000.00	0.00
<b>12020700 EARNINGS -GENERAL</b>							<b>24,000,000.00</b>	<b>24,000,000.00</b>	<b>0.00</b>
02101	021500100100	0000000000000000	00000	50910899	12020744	Milling Fee	24,000,000.00	24,000,000.00	0.00
<b>12022000 FEES - GENERAL (CONT.)</b>							<b>9,858,160.00</b>	<b>9,858,160.00</b>	<b>0.00</b>
02101	021500100100	0000000000000000	00000	50910899	12022123	Vaccination vet clinic treatment and consultancy fees	9,858,160.00	9,858,160.00	0.00
<b>CAPITAL RECIEPTS</b>							<b>315,714,445.00</b>	<b>315,714,445.00</b>	<b>0.00</b>
<b>14020200 OTHER CAPITAL RECEIPTS_14020200</b>							<b>315,714,445.00</b>	<b>315,714,445.00</b>	<b>0.00</b>
02101	021500100100	0000000000000000	00000	50910899	14020203	Ifad/Cbn Rp/Ecowas	60,000,000.00	60,000,000.00	0.00
02101	021500100100	0000000000000000	00000	50910899	14020202	Proceeds From Cocoa Plantation	60,000,000.00	60,000,000.00	0.00
02101	021500100100	0000000000000000	00000	50910899	14020204	Cr/Nddc Poultry Project_14020204	121,500,000.00	121,500,000.00	0.00
02101	021500100100	0000000000000000	00000	50910899	14020205	Recovery Of Agricultural Credit Line	74,214,445.00	74,214,445.00	0.00
<b>PERSONNEL COST</b>							<b>546,356,216.00</b>	<b>469,559,218.00</b>	<b>0.00</b>
<b>21010100 SALARIES AND WAGES</b>							<b>376,002,446.00</b>	<b>337,572,698.00</b>	<b>0.00</b>
02101	021500100100	0000000000000000	00000	50910899	21010101	Salary	376,002,446.00	337,572,698.00	0.00
<b>21020100 ALLOWANCES</b>							<b>170,353,770.00</b>	<b>131,986,520.00</b>	<b>0.00</b>
02101	021500100100	0000000000000000	00000	50910899	21020109	Entertainment	501,620.00	1,033,240.00	0.00
02101	021500100100	0000000000000000	00000	50910899	21020104	Meal Subsidy_21020104	4,282,910.00	4,161,810.00	0.00
02101	021500100100	0000000000000000	00000	50910899	21020105	Rent	62,402,110.00	67,955,290.00	0.00
02101	021500100100	0000000000000000	00000	50910899	21020106	Transport	17,522,020.00	18,293,390.00	0.00
02101	021500100100	0000000000000000	00000	50910899	21020107	Utility	2,570,520.00	2,496,720.00	0.00
02101	021500100100	0000000000000000	00000	50910899	21020108	Domestic Servant	12,949,610.00	10,889,520.00	0.00
02101	021500100100	0000000000000000	00000	50910899	21020121	Call Duty Allowance	40,886,880.00	1,465,370.00	0.00
02101	021500100100	0000000000000000	00000	50910899	21020115	Hazard Allowance	7,560,000.00	6,600,000.00	0.00
02101	021500100100	0000000000000000	00000	50910899	21020147	Shift Allowance	7,766,690.00	5,457,180.00	0.00
02101	021500100100	0000000000000000	00000	50910899	21020103	Leave Grant	13,911,410.00	13,634,000.00	0.00
<b>OVERHEAD COST</b>							<b>12,000,000.00</b>	<b>9,586,084.22</b>	<b>0.00</b>
<b>22020100 TRAVEL AND TRANSPORT - GENERAL</b>							<b>2,716,322.00</b>	<b>4,894,506.22</b>	<b>0.00</b>
02101	021500100100	0000000000000000	00000	50910899	22020102	Local Travel and Transport	2,468,506.22	4,468,506.22	0.00
02101	021500100100	0000000000000000	00000	50910899	22020101	Local Travel and Transport	247,815.78	426,000.00	0.00
<b>22020200 UTILITIES - GENERAL</b>							<b>218,930.00</b>	<b>241,430.00</b>	<b>0.00</b>
02101	021500100100	0000000000000000	00000	50910899	22020212	Mails, Courier, Diplomatic Mail	37,500.00	15,000.00	0.00
02101	021500100100	0000000000000000	00000	50910899	22020211	Other Utility	41,430.00	41,430.00	0.00

30-2-2020




# CROSS RIVER STATE CHART OF ACCOUNT 2020

## ECONOMIC

### 021500100100 MOA-HQ MINISTRY OF AGRICULTURE

Fund	Administrative	Programme	Func	Geo	Economic	Description	Approved Budget 2020	Approved Provision 2019	Actual Rev./Exp. Jan -Aug 2019
02101	021500100100	0000000000000000	00000	50910899	22020202	Telephone Charges	140,000.00	185,000.00	0.00
					<b>22020300</b>	<b>MATERIALS AND SUPPLIES - GENERAL</b>	<b>845,748.00</b>	<b>845,748.00</b>	<b>0.00</b>
02101	021500100100	0000000000000000	00000	50910899	22020315	Office Material And Supplies	620,748.00	620,748.00	0.00
02101	021500100100	0000000000000000	00000	50910899	22020316	Computer Materials And Supplies_22020316	225,000.00	225,000.00	0.00
					<b>22020400</b>	<b>MAINTENANCE SERVICES - GENERAL</b>	<b>1,965,400.00</b>	<b>1,974,200.00</b>	<b>0.00</b>
02101	021500100100	0000000000000000	00000	50910899	22020404	Maintenance Of Office / It Equipments	104,000.00	104,000.00	0.00
02101	021500100100	0000000000000000	00000	50910899	22020414	Maintenance Of Computer And It Equipments	88,000.00	88,000.00	0.00
02101	021500100100	0000000000000000	00000	50910899	22020415	Maintenance Of Office Equipments	13,000.00	12,500.00	0.00
02101	021500100100	0000000000000000	00000	50910899	22020405	Maintenance Of Plants/Generators	108,800.00	119,600.00	0.00
02101	021500100100	0000000000000000	00000	50910899	22020403	Maintenance Of Office Building / Residential Qtrs	90,000.00	90,000.00	0.00
02101	021500100100	0000000000000000	00000	50910899	22020417	Maintenance Of Office Building	150,000.00	150,000.00	0.00
02101	021500100100	0000000000000000	00000	50910899	22020401	Maintenance Of Motor Vehicle/Transport Equipment	1,287,600.00	1,287,600.00	0.00
02101	021500100100	0000000000000000	00000	50910899	22020402	Maintenance Of Office Furniture	124,000.00	122,500.00	0.00
					<b>22020500</b>	<b>TRAINING - GENERAL</b>	<b>5,275,600.00</b>	<b>275,600.00</b>	<b>0.00</b>
02101	021500100100	0000000000000000	00000	50910899	22020501	Local Training	275,600.00	275,600.00	0.00
02101	021500100100	0000000000000000	00000	50910899	22020505	Workshops, Conference And Seminar	5,000,000.00	0.00	0.00
					<b>22020900</b>	<b>FINANCIAL CHARGES - GENERAL</b>	<b>608,500.00</b>	<b>958,500.00</b>	<b>0.00</b>
02101	021500100100	0000000000000000	00000	50910899	22020901	Bank Charges (Other Than Interest)	608,500.00	958,500.00	0.00
					<b>22021000</b>	<b>MISCELLANEOUS EXPENSES GENERAL</b>	<b>369,500.00</b>	<b>396,100.00</b>	<b>0.00</b>
02101	021500100100	0000000000000000	00000	50910899	22021047	Servicom	137,100.00	137,100.00	0.00
02101	021500100100	0000000000000000	00000	50910899	22021057	Entertainment at Meetings	232,400.00	259,000.00	0.00
						<b>CONSOLIDATED REVENUE CHARGES</b>	<b>9,895,742.16</b>	<b>4,776,848.88</b>	<b>0.00</b>
02101	021500100100	0000000000000000	00000	50910899	21010103	Consolidated Revenue Fund Charge- Salaries	9,895,742.16	4,776,848.88	0.00
						<b>CAPITAL EXPENDITURE</b>	<b>28,274,699,557.00</b>	<b>40,339,269,719.00</b>	
03101	021500100100	0990000000000167	70132	50910899	23050103	Training			
03101	021500100100	0990000000000175	70482	50910899	23010101	Establishment of Demonstration Farm (M & )	704,400.00	704,400.00	
03101	021500100100	0990000000000177	70482	50910899	32010904	Animal Diseases Surveillance and Control	4,914,750.00	4,914,750.00	
03101	021500100100	0990000000000178	70421	50910899	23050101	Establishment of school garden in Livestock production	788,750.00	788,750.00	
03101	021500100100	0990000000000179	70133	50910899	32010924	Production of Improved Dairy strain Weaner	9,600,000.00	9,600,000.00	
03101	021500100100	0990000000000187	70141	50910899	23050101	Strengthening Agricultural Extention Service and Farm Adaptive Research	10,000,000.00	10,000,000.00	
03101	021500100100	0990000000000188	70491	50910899	23020113	Stores and Agro Services Centre			
03101	021500100100	0990000000000189	70491	50910899	23020113	Food safety and Nutrition	1,650,000.00	1,650,000.00	
03101	021500100100	0990000000000141	70421	50910899	23020113	Design / Drawing and Construction Rice Mill Processing Plant at Ogoja	2,500,000,000.00	1,500,000,000.00	
03101	021500100100	0990000000000142	70161	50910899	32010301	Agricultural show and Extension			
03101	021500100100	0990000000000176	70721	50910899	32010904	Veterinary Clinics and Laboratory Development	5,597,911.00	5,597,911.00	
03101	021500100100	0990000000000123	70132	50910899	23050101	Production of Statistical Periodials	970,000.00	970,000.00	
03101	021500100100	0990000000000184	70141	50910899	23020113	Workshop, Serminars & Conferences	700,000.00	700,000.00	






# CROSS RIVER STATE CHART OF ACCOUNT 2020

## ECONOMIC

### 021500100100 MOA-HQ MINISTRY OF AGRICULTURE

Fund	Administrative	Programme	Func	Geo	Economic	Description	Approved Budget 2020	Approved Provision 2019	Actual Rev./Exp. Jan -Aug 2019
03101	021500100100	099000000000191	70481	50910899	23020118	Promote Access to International Market	5,000,000.00	5,000,000.00	
03101	021500100100	099000000000169	70132	50910899	23050103	Monitoring & Evaluation	2,000,000.00	15,000,000.00	
03101	021500100100	099000000000170	70461	50910899	23010113	Purchase of Desktop,Laptop & Accessories	500,000.00	500,000.00	
03101	021500100100	099000000000171	70443	50910899	32010615	Renovation & Replacement of Wornout Windows, doors, etc.	750,000.00	750,000.00	
03101	021500100100	099000000000172	70161	50910899	23020113	Publicity/Sensitization	2,000,000.00	2,000,000.00	
03101	021500100100	099000000000173	70131	50910899	23020113	Vehicle Insurance			
03101	021500100100	099000000000139	70133	50910899	32010924	cassava Women enterprise development	100,000,000.00	100,000,000.00	
03101	021500100100	099000000000126	70482	50910899	23050101	Sustenance of IFAD/UNDP Artisanal Fisheries Dev. Project			
03101	021500100100	099000000000135	70421	50910899	23010142	Furnishing of Laboratory	22,120,000.00	22,120,000.00	
03101	021500100100	099000000000134	70133	50910899	23010127	Purchase of Clips, Seals and Moisture Meter	20,136,000.00	20,136,000.00	
03101	021500100100	099000000000133	70161	50910899	23020112	Produce School of Technologyand Laboratory Services (Upgrade)			
03101	021500100100	099000000000132	70131	50910899	23050101	Capacity Building for Produce Merchants	2,299,000.00	2,299,000.00	
03101	021500100100	099000000000121	70486	50910899	23050101	Coordinating and Processing of Farmer Registration	1,000,000.00	1,000,000.00	
03101	021500100100	099000000000130	70133	50910899	23050101	Produce Inspection and Fumigation	1,705,000.00	1,705,000.00	
03101	021500100100	099000000000192	70421	50910899	32010907	Data base on Monitoring food & Nutrition Indicator	1,500,000.00	1,500,000.00	
03101	021500100100	099000000000122	70421	50910899	23050103	Monitoring & Evaluation of Agric Projects	499,500.00	499,500.00	
03101	021500100100	099000000000131	70443	50910899	23020101	Construction of Produce Headquarters Building			
03101	021500100100	099000000000127	70482	50910899	23050101	ECOWAS Funds for Artisanal Fisheries project	5,120,000.00	5,120,000.00	
03101	021500100100	099000000000180	70442	50910899	32010924	Design and Construction Automated Cattle Barn with Meat Processing Facility	350,000,000.00	790,370,162.00	
03101	021500100100	099000000000125	70482	50910899	23050103	Fisheries Resources Survey and Data Collection	600,000.00	600,000.00	
03101	021500100100	099000000000194	70150	50910899	23050101	Propagation & Dissemination of Nutrient	5,000,000.00	5,000,000.00	
03101	021500100100	099000000000193	70412	50910899	23050101	Support to women and Youth in Agriculture	4,000,000.00	4,000,000.00	
03101	021500100100	099000000000111	70421	50910899	23020113	Agro-Industrial Town/Staple Crop Processing Zone (AIT/SCPZ)	40,000,000.00	40,000,000.00	
03101	021500100100	099000000000124	70423	50910899	23020113	Development of Aquaculture	10,000,000.00	10,000,000.00	
03101	021500100100	099000000000182	70131	50910899	23020118	Capacity building of livestock farmers	7,511,250.00	7,511,250.00	
03101	021500100100	099000000000174	70131	50910899	23020113	Staff Training (Capacity Building)	1,500,000.00	1,500,000.00	
03101	021500100100	099000000000152	70421	50910899	32010924	Construction of Agro - Mechanization Centers in three Senatorial District	1,500,000,000.00	400,000,000.00	
03101	021500100100	099000000000181	70470	50910899	23020113	CR/NDDC Poultry Project	93,607,000.00	93,607,000.00	
03101	021500100100	099000000000128	70150	50910899	23050101	Follow Up Visits	250,000.00	250,000.00	
03101	021500100100	099000000000156	70421	50910899	32010302	Rice Cultivation Farms	1,000,000,000.00	2,000,000,000.00	
03101	021500100100	099000000000109	70141	50910899	23020113	Pilot scheme for Cultivation of hybrid rice, medicinal dwarf coconut and hot black pepper	197,000.00	197,000.00	
03101	021500100100	099000000000161	70133	50910899	23050103	Monitoring of disbursement of Agric Loan	1,000,000.00	1,000,000.00	
03101	021500100100	099000000000138	70482	50910899	32010924	Tree \ Crop Production	100,645,000.00	100,645,000.00	
03101	021500100100	099000000000160	70170	50910899	23050103	Loan Recovery	1,239,000.00	1,239,000.00	






# CROSS RIVER STATE CHART OF ACCOUNT 2020

## ECONOMIC

### 021500100100 MOA-HQ MINISTRY OF AGRICULTURE

Fund	Administrative	Programme	Functic	Geo	Economic	Description	Approved Budget 2020	Approved Provision 2019	Actual Rev./Exp. Jan -Aug 2019
03101	021500100100	099000000000113	70482	50910899	23020113	Horticulture Development	28,000,000.00	28,000,000.00	
03101	021500100100	099000000000154	70421	50910899	23020118	Design and Construction of Modern Poultry Farm, Yellow Maize Cultivation at Obubra/ Ogoja			
03101	021500100100	099000000000120	70461	50910899	32010907	Development of Database and Resource Centre	1,500,000.00	1,500,000.00	
03101	021500100100	099000000000119	70487	50910899	23020113	Construction of Banana Export Processing Plant	1,500,000,000.00	12,000,000,000.00	
03101	021500100100	099000000000163	70132	50910899	23050103	Land Rents			
03101	021500100100	099000000000155	70421	50910899	23020118	Cocoa Seed Garden/Cultivation of Farm	400,000,000.00	1,000,000,000.00	
03101	021500100100	099000000000164	70132	50910899	23050103	Oil Palm			
03101	021500100100	099000000000150	70474	50910899	32010924	Soya Beans Production/Processing	450,000,000.00	450,000,000.00	
03101	021500100100	099000000000158	70161	50910899	23050101	Soil Capacity Mapping / Capacity Building	15,000,000.00	15,000,000.00	
03101	021500100100	099000000000117	70443	50910899	23020113	Design and Construction of Modern Poultry Farm, Yellow Maize Cultivation at Obubra/ Ogoja	1,500,000,000.00	3,000,000,000.00	
03101	021500100100	099000000000149	70482	50910899	23010127	Cotton Production ?Processing	300,000,000.00	1,500,000,000.00	
03101	021500100100	099000000000151	70481	50910899	32010924	Agro - industrial Processing Centre in Yakur	150,000,000.00	150,000,000.00	
03101	021500100100	099000000000112	70443	50910899	23020113	Desgn and Construction of Maize Processing Plant and Machine	150,000,000.00	150,000,000.00	
03101	021500100100	099000000000136	70421	50910899	32010924	Anti Diversion Control			
03101	021500100100	099000000000116	70421	50910899	23010127	Procurement of Tractor,Combine Harvester and Rotary Tillers/Agric Equipments	500,000,000.00	500,000,000.00	
03101	021500100100	099000000000118	70133	50910899	23050101	Agricultural Consultancy	50,000,000.00	50,000,000.00	
03101	021500100100	099000000000168	70132	50910899	23050103	Cocoa			
03101	021500100100	099000000000183	70133	50910899	23020113	Other Consultancy Service	7,000,000.00	7,000,000.00	
03101	021500100100	099000000000186	70411	50910899	23020113	Fertilizer Procurement and Distribution	20,350,000.00	20,350,000.00	
03101	021500100100	099000000000185	70132	50910899	23020113	Retrainig of Staff on Hatchery & Feed Mill Management	3,000,000.00	3,000,000.00	
03101	021500100100	099000000000166	70132	50910899	23050103	Rehabilitation of Existing Farms			
03101	021500100100	099000000000148	70471	50910899	23010127	Promotion of Off Farm Storage and Processing Industry	103,537,776.00	103,537,776.00	
03101	021500100100	099000000000153	70421	50910899	32010924	Design / Drawing and Construction Poultry Feed / Corn Farm in Yala	348,900,000.00	348,900,000.00	
03101	021500100100	099000000000147	70941	50910899	23020113	Produce School of Technology and Laboratory Services(Phase1)	3,000,000.00	3,000,000.00	
03101	021500100100	099000000000146	70411	50910899	23050103	Oil Palm Development Project	500,000,000.00	500,000,000.00	
03101	021500100100	099000000000162	70132	50910899	23050103	Farm Credit Scheme/Grants	3,000,000,000.00	6,200,000.00	
03101	021500100100	099000000000144	70161	50910899	32010301	Food and Nutrition Security			
03101	021500100100	099000000000137	70421	50910899	32010924	Design / Drawing and Construction Rubber Processing Plant in Odukpani	600,000,000.00	600,000,000.00	
03101	021500100100	099000000000129	70160	50910899	23050103	CRS Fisheries Law Implementation	600,000.00	600,000.00	
03101	021500100100	099000000000115	70481	50910899	23020113	Sugar Cane Production/Processing	1,500,000.00	1,500,000.00	
03101	021500100100	099000000000108	70421	50910899	32010302	groundnut oil/ Vegetable Processing plant-Bekwara	700,000,000.00	2,000,000,000.00	
03101	021500100100	099000000000110	70421	50910899	23020113	Soya beans Farm in Yala,Ogoja/Bekwarra & Obanliku	100,000,000.00	100,000,000.00	
03101	021500100100	099000000000114	70482	50910899	23020118	Feasibility Study, Design and Construction of Cocoa Processing Plant -Ikom/Operatioal Cost /Maintenance	3,000,000,000.00	2,000,000,000.00	





# CROSS RIVER STATE CHART OF ACCOUNT 2020

## ECONOMIC

### 021500100100 MOA-HQ MINISTRY OF AGRICULTURE

Fund	Administrative	Programme	Functic	Geo	Economic	Description	Approved Budget 2020	Approved Provision 2019	Actual Rev./Exp. Jan -Aug 2019
03101	021500100100	099000000000143	70161	50910899	32010301	Design / Drawing of Banana Production , Construction and Processing Plant Odukpani			
03101	021500100100	099000000000157	70491	50910899	32010302	Rice mill Operational and Maintenance cost	4,600,000,000.00	4,600,000,000.00	
03101	021500100100	099000000000165	70132	50910899	23050103	Operations			
03101	021500100100	099000000000145	70161	50910899	32010301	Ministry of Agric Co -Operative Tractoring	15,000,000.00	15,000,000.00	
03101	021500100100	099000000000107	70436	50910899	32010903	Bio Fuel	120,000,000.00	125,000,000.00	
03101	021500100100	099000000000190	70491	50910899	23020113	Promotion of Value Addition	10,000,000.00	10,000,000.00	
03101	021500100100	099000000000101	70421	50910899	23020113	Design and Construction Green House Farm	300,000,000.00	500,000,000.00	
03101	021500100100	099000000000106	70443	50910899	32010302	Design / Drawing of Banana Production , Construction and Processing Plant Odukpani	600,000,000.00	1,000,000,000.00	
03101	021500100100	099000000000105	70442	50910899	32010302	Design, Construction and Supply of Machines of CRS Rice City	2,665,000,000.00	1,665,000,000.00	
03101	021500100100	099000000000104	70487	50910899	32010924	Cadastral Acquisition and Processing of Paddy Rice	600,000,000.00	600,000,000.00	
03101	021500100100	099000000000102	70131	50910899	23010125	Purchase of Teaching Aids	207,220.00	207,220.00	
03101	021500100100	099000000000103	70487	50910899	32010924	Training of Produce Store Keeper			
03101	021500100100	099000000000159	70411	50910899	23010127	Procurement of Cocoa Dries and Treatment plant	0.00	2,000,000,000.00	
03101	021500100100	099000000000140	70443	50910899	23020113	Design / Drawing and Construction Cassava /Ethanol Processing Plant in Obudu Local Government Area	117,000,000.00	117,000,000.00	

#### SUMMARY

<b>Recurrent Revenue</b>	114,870,012.00	84,448,628.00	0.00
<b>Capital Receipts</b>	315,714,445.00	315,714,445.00	0.00
<b>TOTAL</b>	<b>430,584,457.00</b>	<b>400,163,073.00</b>	<b>0.00</b>
<b>Personnel Cost</b>	546,356,216.00	469,559,218.00	0.00
<b>Overhead Cost</b>	12,000,000.00	9,586,084.22	0.00
<b>Consolidated Revenue Charges</b>	9,895,742.16	4,776,848.88	0.00
<b>SUB-TOTAL</b>	568,251,958.16	483,922,151.10	0.00
<b>Capital Expenditure</b>	28,274,699,557.00	40,339,269,719.00	0.00
<b>TOTAL</b>	<b>28,842,951,515.16</b>	<b>40,823,191,870.10</b>	<b>0.00</b>








# CROSS RIVER STATE CHART OF ACCOUNT 2020

## ECONOMIC

### 021510200100 CRADP AGRICULTURAL DEVELOPMENT PROGRAMME

Fund	Administrative	Programme	Func	Geo	Economic	Description	Approved Budget 2020	Approved Provision 2019	Actual Rev./Exp. Jan -Aug 2019
<b>RECURRENT REVENUE</b>							<b>3,500,000.00</b>	<b>0.00</b>	<b>0.00</b>
<b>12022000 FEES - GENERAL (CONT.)</b>							<b>3,000,000.00</b>	<b>0.00</b>	<b>0.00</b>
02101	021510200100	0000000000000000	00000	50910899	12022258	Fees from Registration of Farmers for ADP Programme	3,000,000.00	0.00	0.00
<b>14070100 EXTRAORDINARY ITEMS_14070100</b>							<b>500,000.00</b>	<b>0.00</b>	<b>0.00</b>
02101	021510200100	0000000000000000	00000	50910899	14070119	Sales Of Agric Directory	500,000.00	0.00	0.00
<b>PERSONNEL COST</b>							<b>262,477,767.86</b>	<b>293,251,317.77</b>	<b>121,445,289.52</b>
<b>21010100 SALARIES AND WAGES</b>							<b>139,933,611.10</b>	<b>159,570,169.40</b>	<b>65,902,489.31</b>
02101	021510200100	0000000000000000	00000	50910899	21010101	Salary	139,933,611.10	159,570,169.40	65,902,489.31
<b>21020100 ALLOWANCES</b>							<b>122,544,156.76</b>	<b>133,681,148.37</b>	<b>55,542,800.21</b>
02101	021510200100	0000000000000000	00000	50910899	21020109	Entertainment	463,600.00	524,400.00	216,560.80
02101	021510200100	0000000000000000	00000	50910899	21020115	Hazard Allowance	294,000.00	294,000.00	121,422.00
02101	021510200100	0000000000000000	00000	50910899	21020121	Call Duty Allowance	1,498,177.00	1,498,177.00	401,523.77
02101	021510200100	0000000000000000	00000	50910899	21020117	Rural Allowance	899,958.76	899,958.76	515,084.08
02101	021510200100	0000000000000000	00000	50910899	21020103	Leave Grant	12,367,123.89	14,612,517.29	6,034,969.68
02101	021510200100	0000000000000000	00000	50910899	21020108	Domestic Servant	14,911,791.00	16,481,453.84	6,806,839.50
02101	021510200100	0000000000000000	00000	50910899	21020107	Utility	2,891,271.33	3,350,010.28	1,292,640.62
02101	021510200100	0000000000000000	00000	50910899	21020104	Meal Subsidy_21020104	3,917,078.45	4,329,868.60	1,871,660.57
02101	021510200100	0000000000000000	00000	50910899	21020105	Rent	68,837,217.63	72,785,973.96	30,061,441.49
02101	021510200100	0000000000000000	00000	50910899	21020106	Transport	16,463,938.70	18,904,788.64	8,220,657.70
<b>OVERHEAD COST</b>							<b>1,556,564.00</b>	<b>1,556,564.00</b>	<b>0.00</b>
<b>22020100 TRAVEL AND TRANSPORT - GENERAL</b>							<b>540,000.00</b>	<b>540,000.00</b>	<b>0.00</b>
02101	021510200100	0000000000000000	00000	50910899	22020102	Local Travel and Transport	540,000.00	540,000.00	0.00
<b>22020300 MATERIALS AND SUPPLIES - GENERAL</b>							<b>344,900.00</b>	<b>344,900.00</b>	<b>0.00</b>
02101	021510200100	0000000000000000	00000	50910899	22020318	Printing Of Schools Record And Materials	125,000.00	125,000.00	0.00
02101	021510200100	0000000000000000	00000	50910899	22020315	Office Material And Supplies	219,900.00	219,900.00	0.00
<b>22020400 MAINTENANCE SERVICES - GENERAL</b>							<b>646,664.00</b>	<b>646,664.00</b>	<b>0.00</b>
02101	021510200100	0000000000000000	00000	50910899	22020401	Maintenance Of Motor Vehicle/Transport Equipment	259,954.00	259,954.00	0.00
02101	021510200100	0000000000000000	00000	50910899	22020402	Maintenance Of Office Furniture	83,900.00	83,900.00	0.00
02101	021510200100	0000000000000000	00000	50910899	22020414	Maintenance Of Computer And It Equipments	188,210.00	188,210.00	0.00
02101	021510200100	0000000000000000	00000	50910899	22020417	Maintenance Of Office Building	29,000.00	29,000.00	0.00
02101	021510200100	0000000000000000	00000	50910899	22020405	Maintenance Of Plants/Generators	85,600.00	85,600.00	0.00
<b>22021000 MISCELLANEOUS EXPENSES GENERAL</b>							<b>25,000.00</b>	<b>25,000.00</b>	<b>0.00</b>
02101	021510200100	0000000000000000	00000	50910899	22021057	Entertainment at Meetings	25,000.00	25,000.00	0.00
<b>CAPITAL EXPENDITURE</b>							<b>5,300,000.00</b>	<b>5,300,000.00</b>	
03101	021510200100	990000000030426	70421	50910899	23050116	Production of Agric Directory	300,000.00	300,000.00	
03101	021510200100	990000000030425	70112	50910899	23050109	Field Transport Allowance for Field Staff	2,000,000.00	2,000,000.00	
03101	021510200100	990000000030421	70461	50910899	23050101	Market Information System	500,000.00	500,000.00	
03101	021510200100	990000000030422	70421	50910899	23050101	Agricultural Extension Service and Farm Adaptive Research	1,000,000.00	1,000,000.00	





# CROSS RIVER STATE CHART OF ACCOUNT 2020

## ECONOMIC

### 021510200100 CRADP AGRICULTURAL DEVELOPMENT PROGRAMME

<u>Fund</u>	<u>Administrative</u>	<u>Programme</u>	<u>Funcic</u>	<u>Geo</u>	<u>Economic</u>	<u>Description</u>	<u>Approved Budget 2020</u>	<u>Approved Provision 2019</u>	<u>Actual Rev./Exp. Jan -Aug 2019</u>
03101	021510200100	990000000030423	70134	50910899	23050117	Farm Management Advisory Services(FAMAS)	500,000.00	500,000.00	
03101	021510200100	990000000030424	70132	50910899	23020113	Farmer Field School Support	1,000,000.00	1,000,000.00	

#### SUMMARY

<b>Recurrent Revenue</b>	3,500,000.00	0.00	0.00
<b>Capital Receipts</b>			0.00
<b>TOTAL</b>	<b>3,500,000.00</b>	<b>0.00</b>	<b>0.00</b>
<b>Personnel Cost</b>	262,477,767.86	293,251,317.77	121,445,289.52
<b>Overhead Cost</b>	1,556,564.00	1,556,564.00	0.00
<b>Consolidated Revenue Charges</b>			0.00
<b>SUB-TOTAL</b>	264,034,331.86	294,807,881.77	121,445,289.52
<b>Capital Expenditure</b>	5,300,000.00	5,300,000.00	0.00
<b>TOTAL</b>	<b>269,334,331.86</b>	<b>300,107,881.77</b>	<b>121,445,289.52</b>

30-2-2020  
 CERTIFIED TRUE COPY






# CROSS RIVER STATE CHART OF ACCOUNT 2020

## ECONOMIC

### 021510900100 CRSFC CRS FORESTRY COMMISSION

Fund	Administrative	Programme	Func	Geo	Economic	Description	Approved Budget 2020	Approved Provision 2019	Actual Rev./Exp. Jan -Aug 2019
<b>RECURRENT REVENUE</b>							<b>1,000,050,000.00</b>	<b>1,000,050,000.00</b>	<b>0.00</b>
<b>12020500 FINES - GENERAL</b>							<b>50,000.00</b>	<b>50,000.00</b>	<b>0.00</b>
02101	021510900100	0000000000000000	00000	50910899	12020545	Forestry Fines and Fees	50,000.00	50,000.00	0.00
<b>12020600 SALES - GENERAL</b>							<b>1,000,000,000.00</b>	<b>1,000,000,000.00</b>	<b>0.00</b>
02101	021510900100	0000000000000000	00000	50910899	12020622	Sales Of Forestry Products - Timber And Mmelina	1,000,000,000.00	1,000,000,000.00	0.00
<b>PERSONNEL COST</b>							<b>296,258,725.79</b>	<b>321,031,931.93</b>	<b>0.00</b>
<b>21010100 SALARIES AND WAGES</b>							<b>135,813,553.40</b>	<b>139,737,954.10</b>	<b>0.00</b>
02101	021510900100	0000000000000000	00000	50910899	21010101	Salary	135,813,553.40	139,737,954.10	0.00
<b>21020100 ALLOWANCES</b>							<b>160,445,172.39</b>	<b>181,293,977.83</b>	<b>0.00</b>
02101	021510900100	0000000000000000	00000	50910899	21020106	Transport	17,011,041.88	25,082,242.82	0.00
02101	021510900100	0000000000000000	00000	50910899	21020113	Hard Allowance	1,124,462.52	0.00	0.00
02101	021510900100	0000000000000000	00000	50910899	21020107	Utility	4,077,299.90	3,503,924.94	0.00
02101	021510900100	0000000000000000	00000	50910899	21020115	Hazard Allowance	18,102,077.33	21,972,980.76	0.00
02101	021510900100	0000000000000000	00000	50910899	21020104	Meal Subsidy_21020104	3,336,380.90	4,209,967.84	0.00
02101	021510900100	0000000000000000	00000	50910899	21020103	Leave Grant	13,356,935.87	14,172,229.17	0.00
02101	021510900100	0000000000000000	00000	50910899	21020105	Rent	62,126,551.30	67,128,326.53	0.00
02101	021510900100	0000000000000000	00000	50910899	21020108	Domestic Servant	4,610,881.96	8,769,097.26	0.00
02101	021510900100	0000000000000000	00000	50910899	21020109	Entertainment	144,400.00	57,000.00	0.00
02101	021510900100	0000000000000000	00000	50910899	21020119	Uniform Allowance_21020119	19,612,243.44	24,576,700.00	0.00
02101	021510900100	0000000000000000	00000	50910899	21020151	Shifting	16,942,897.29	11,821,508.51	0.00
<b>OVERHEAD COST</b>							<b>3,600,000.00</b>	<b>3,760,000.00</b>	<b>0.00</b>
<b>22020100 TRAVEL AND TRANSPORT - GENERAL</b>							<b>1,079,800.00</b>	<b>1,151,000.00</b>	<b>0.00</b>
02101	021510900100	0000000000000000	00000	50910899	22020102	Local Travel and Transport	1,079,800.00	1,151,000.00	0.00
<b>22020200 UTILITIES - GENERAL</b>							<b>196,000.00</b>	<b>200,000.00</b>	<b>0.00</b>
02101	021510900100	0000000000000000	00000	50910899	22020212	Mails, Courier, Diplomatic Mail	76,000.00	80,000.00	0.00
02101	021510900100	0000000000000000	00000	50910899	22020202	Telephone Charges	120,000.00	120,000.00	0.00
<b>22020300 MATERIALS AND SUPPLIES - GENERAL</b>							<b>609,000.00</b>	<b>609,000.00</b>	<b>0.00</b>
02101	021510900100	0000000000000000	00000	50910899	22020316	Computer Materials And Supplies_22020316	100,000.00	100,000.00	0.00
02101	021510900100	0000000000000000	00000	50910899	22020315	Office Material And Supplies	221,000.00	221,000.00	0.00
02101	021510900100	0000000000000000	00000	50910899	22020314	Other Material and Supplies	180,000.00	180,000.00	0.00
02101	021510900100	0000000000000000	00000	50910899	22020306	Printing Of Security Documents	40,000.00	40,000.00	0.00
02101	021510900100	0000000000000000	00000	50910899	22020305	Printing Of Non Security Documents	68,000.00	68,000.00	0.00
<b>22020400 MAINTENANCE SERVICES - GENERAL</b>							<b>1,059,200.00</b>	<b>1,112,000.00</b>	<b>0.00</b>
02101	021510900100	0000000000000000	00000	50910899	22020402	Maintenance Of Office Furniture	72,000.00	80,000.00	0.00
02101	021510900100	0000000000000000	00000	50910899	22020401	Maintenance Of Motor Vehicle/Transport Equipment	276,000.00	300,000.00	0.00
02101	021510900100	0000000000000000	00000	50910899	22020415	Maintenance Of Office Equipments	72,000.00	80,000.00	0.00
02101	021510900100	0000000000000000	00000	50910899	22020414	Maintenance Of Computer And It Equipments	259,200.00	272,000.00	0.00
02101	021510900100	0000000000000000	00000	50910899	22020405	Maintenance Of Plants/Generators	280,000.00	280,000.00	0.00
02101	021510900100	0000000000000000	00000	50910899	22020417	Maintenance Of Office Building	100,000.00	100,000.00	0.00






# CROSS RIVER STATE CHART OF ACCOUNT 2020

## ECONOMIC

### 021510900100 CRSFC CRS FORESTRY COMMISSION

Fund	Administrative	Programme	Func	Geo	Economic	Description	Approved Budget 2020	Approved Provision 2019	Actual Rev./Exp. Jan -Aug 2019
					<b>22020500</b>	<b>TRAINING - GENERAL</b>	<b>80,000.00</b>	<b>80,000.00</b>	<b>0.00</b>
02101	021510900100	0000000000000000	00000	50910899	22020501	Local Training	80,000.00	80,000.00	0.00
					<b>22020600</b>	<b>OTHER SERVICES - GENERAL</b>	<b>176,000.00</b>	<b>200,000.00</b>	<b>0.00</b>
02101	021510900100	0000000000000000	00000	50910899	22020639	Press And Public Relation/ Advertisement	80,000.00	80,000.00	0.00
02101	021510900100	0000000000000000	00000	50910899	22020601	Security Services	96,000.00	120,000.00	0.00
					<b>22020900</b>	<b>FINANCIAL CHARGES - GENERAL</b>	<b>28,000.00</b>	<b>28,000.00</b>	<b>0.00</b>
02101	021510900100	0000000000000000	00000	50910899	22020901	Bank Charges (Other Than Interest)	28,000.00	28,000.00	0.00
					<b>22021000</b>	<b>MISCELLANEOUS EXPENSES GENERAL</b>	<b>372,000.00</b>	<b>380,000.00</b>	<b>0.00</b>
02101	021510900100	0000000000000000	00000	50910899	22021057	Entertainment at Meetings	140,000.00	140,000.00	0.00
02101	021510900100	0000000000000000	00000	50910899	22021041	Contingency	160,000.00	160,000.00	0.00
02101	021510900100	0000000000000000	00000	50910899	22021048	Burial	32,000.00	40,000.00	0.00
02101	021510900100	0000000000000000	00000	50910899	22021047	Servicom	40,000.00	40,000.00	0.00
						<b>CONSOLIDATED REVENUE CHARGES</b>	<b>15,600,000.00</b>	<b>15,600,000.00</b>	<b>0.00</b>
02101	021510900100	0000000000000000	00000	50910899	21010103	Consolidated Revenue Fund Charge- Salaries	15,600,000.00	15,600,000.00	0.00
						<b>CAPITAL EXPENDITURE</b>	<b>458,976,617.60</b>	<b>84,826,617.60</b>	
03101	021510900100	0990000000000526	70422	50910899	23040106	Enforcement of Existing Forest Laws and Regulation	650,000.00	650,000.00	
03101	021510900100	0990000000000515	70482	50910899	32040108	Forest for Life Awareness Campaign	650,000.00	650,000.00	
03101	021510900100	0990000000000504	70422	50910899	23040103	Forest Cover Assessment	2,354,950.00	2,354,950.00	
03101	021510900100	0990000000000516	70482	50910899	23050101	Participatory Forest Management (Prodcution of Land Use Plan)	1,300,000.00	1,300,000.00	
03101	021510900100	0990000000000520	70481	50910899	23050102	Development of Data Bank on Plant and Animal Species of CRS	845,000.00	845,000.00	
03101	021510900100	0990000000000507	70621	50910899	32040101	Nursery Development (500,000)	50,000,000.00	1,950,000.00	
03101	021510900100	0990000000000519	70482	50910899	23050101	Development of Databank on Forestry Community Operations	926,900.00	926,900.00	
03101	021510900100	0990000000000518	70621	50910899	23050101	Gender and HIV/AIDS mainstreaming in 50 Pilot Forest Communities	591,500.00	591,500.00	
03101	021510900100	0990000000000522	70422	50910899	32010925	Creation of Forest Business Data Bank	1,057,793.86	1,057,793.86	
03101	021510900100	0990000000000517	70131	50910899	23050101	Staf Special Skill Training / Capacy Building Workshops	887,250.00	887,250.00	
03101	021510900100	0990000000000523	70422	50910899	32010925	Regulating the Operation of Forest Produce Importer / Dealers Marketer in External Timber Procurement from Cameroon	1,945,876.43	1,945,876.43	
03101	021510900100	0990000000000505	70421	50910899	23040106	Production of Brochures and Publicity in Forestry Sector	2,513,875.00	2,513,875.00	
03101	021510900100	0990000000000514	70112	50910899	32040109	Royalty Payment	8,417,500.00	8,417,500.00	
03101	021510900100	0990000000000513	70161	50910899	32040109	NYPAL Palm Control	1,300,000.00	1,300,000.00	
03101	021510900100	0990000000000511	70161	50910899	23050102	Habitat Conservation	398,364.13	398,364.13	
03101	021510900100	0990000000000508	70422	50910899	32040101	Reforestation of Degraded Forest Reserves (100Ha)	300,000,000.00	1,950,000.00	
03101	021510900100	0990000000000521	70482	50910899	32010925	Survey on Fuelwood Consumption in CRS	1,056,250.00	1,056,250.00	
03101	021510900100	0990000000000527	70421	50910899	23040107	Advocacy on Smart Agriculture in Four Forestry Zones in the State	827,377.53	827,377.53	
03101	021510900100	0990000000000512	70150	50910899	32040109	CRS Estuaries & Wetland Conservation	1,679,437.50	1,679,437.50	





# CROSS RIVER STATE CHART OF ACCOUNT 2020

## ECONOMIC

### 021510900100 CRSFC CRS FORESTRY COMMISSION

Fund	Administrative	Programme	Func	Geo	Economic	Description	Approved Budget 2020	Approved Provision 2019	Actual Rev./Exp. Jan -Aug 2019
03101	021510900100	099000000000525	70421	50910899	23040106	Boundary Cleaning , Re - alignment and Rebeconning	30,000,000.00	1,950,000.00	
03101	021510900100	099000000000524	70421	50910899	32010701	Forest Inventory and Stock Taking in 2No Forest Reserve	1,567,052.50	1,567,052.50	
03101	021510900100	099000000000501	70421	50910899	23040107	Renovation of Forestry Commission Hqtrs & Charges	9,750,000.00	9,750,000.00	
03101	021510900100	099000000000509	70621	50910899	23050102	Calabar Botanical Garden Development & Conservation Centre	1,950,000.00	1,950,000.00	
03101	021510900100	099000000000502	70421	50910899	23040108	Wildlife Conservation and Ecotourism Centre	732,108.00	732,108.00	
03101	021510900100	099000000000503	70422	50910899	23040102	Forest Carbon Assessment	4,701,174.40	4,701,174.40	
03101	021510900100	099000000000506	70161	50910899	23050101	Sustainable Fuelwood Management Project	32,500,000.00	32,500,000.00	
03101	021510900100	099000000000510	70611	50910899	23050101	Afi Mountain Wildlife Sanctuary Project	374,208.25	374,208.25	

#### SUMMARY

<b>Recurrent Revenue</b>	1,000,050,000.00	1,000,050,000.00	0.00
<b>Capital Receipts</b>			0.00
<b>TOTAL</b>	<b>1,000,050,000.00</b>	<b>1,000,050,000.00</b>	<b>0.00</b>
<b>Personnel Cost</b>	296,258,725.79	321,031,931.93	0.00
<b>Overhead Cost</b>	3,600,000.00	3,760,000.00	0.00
<b>Consolidated Revenue Charges</b>	15,600,000.00	15,600,000.00	0.00
<b>SUB-TOTAL</b>	<b>315,458,725.79</b>	<b>340,391,931.93</b>	<b>0.00</b>
<b>Capital Expenditure</b>	458,976,617.60	84,826,617.60	0.00
<b>TOTAL</b>	<b>774,435,343.39</b>	<b>425,218,549.53</b>	<b>0.00</b>

30-2-2020  
 CERTIFIED TRUE COPY




**CROSS RIVER STATE CHART OF ACCOUNT 2020**

**ECONOMIC**

**021510900200 CRSFBC DEPARTMENT OF FORESTRY BIODIVERSITY AND CONSERVATION**

Fund	Administrative	Programme	Func	Geo	Economic	Description	Approved Budget 2020	Approved Provision 2019	Actual Rev./Exp. Jan -Aug 2019
<b>PERSONNEL COST</b>							<b>7,011,566.18</b>	<b>8,779,446.41</b>	<b>0.00</b>
<b>21010100 SALARIES AND WAGES</b>							<b>4,602,152.44</b>	<b>4,076,478.11</b>	<b>0.00</b>
02101	021510900200	0000000000000000	00000	50910899	21010101	Salary	4,602,152.44	4,076,478.11	0.00
<b>21020100 ALLOWANCES</b>							<b>2,409,413.74</b>	<b>4,702,968.30</b>	<b>0.00</b>
02101	021510900200	0000000000000000	00000	50910899	21020136	Non Pay Roll Allowance	0.00	1,680,000.00	0.00
02101	021510900200	0000000000000000	00000	50910899	21020103	Leave Grant	209,495.78	311,523.46	0.00
02101	021510900200	0000000000000000	00000	50910899	21020104	Meal Subsidy_21020104	63,875.40	110,865.32	0.00
02101	021510900200	0000000000000000	00000	50910899	21020147	Shift Allowance	0.00	183,279.24	0.00
02101	021510900200	0000000000000000	00000	50910899	21020107	Utility	38,510.60	66,447.00	0.00
02101	021510900200	0000000000000000	00000	50910899	21020108	Domestic Servant	294,311.64	0.00	0.00
02101	021510900200	0000000000000000	00000	50910899	21020106	Transport	280,946.16	487,528.80	0.00
02101	021510900200	0000000000000000	00000	50910899	21020105	Rent	1,047,466.00	1,555,415.40	0.00
02101	021510900200	0000000000000000	00000	50910899	21020151	Shifting	277,424.72	124,629.84	0.00
02101	021510900200	0000000000000000	00000	50910899	21020115	Hazard Allowance	185,983.44	183,279.24	0.00
02101	021510900200	0000000000000000	00000	50910899	21020109	Entertainment	11,400.00	0.00	0.00
<b>OVERHEAD COST</b>							<b>3,200,000.00</b>	<b>3,850,000.00</b>	<b>0.00</b>
<b>22020100 TRAVEL AND TRANSPORT - GENERAL</b>							<b>929,000.00</b>	<b>1,000,000.00</b>	<b>0.00</b>
02101	021510900200	0000000000000000	00000	50910899	22020101	Local Travel and Transport	929,000.00	1,000,000.00	0.00
<b>22020200 UTILITIES - GENERAL</b>							<b>290,000.00</b>	<b>350,000.00</b>	<b>0.00</b>
02101	021510900200	0000000000000000	00000	50910899	22020202	Telephone Charges	100,000.00	100,000.00	0.00
02101	021510900200	0000000000000000	00000	50910899	22020203	Internet Access Charges	100,000.00	150,000.00	0.00
02101	021510900200	0000000000000000	00000	50910899	22020212	Mails, Courier, Diplomatic Mail	90,000.00	100,000.00	0.00
<b>22020300 MATERIALS AND SUPPLIES - GENERAL</b>							<b>472,000.00</b>	<b>500,000.00</b>	<b>0.00</b>
02101	021510900200	0000000000000000	00000	50910899	22020315	Office Material And Supplies	150,000.00	150,000.00	0.00
02101	021510900200	0000000000000000	00000	50910899	22020314	Other Material and Supplies	72,001.00	100,000.00	0.00
02101	021510900200	0000000000000000	00000	50910899	22020316	Computer Materials And Supplies_22020316	149,999.00	150,000.00	0.00
02101	021510900200	0000000000000000	00000	50910899	22020305	Printing Of Non Security Documents	100,000.00	100,000.00	0.00
<b>22020400 MAINTENANCE SERVICES - GENERAL</b>							<b>1,439,000.00</b>	<b>1,750,000.00</b>	<b>0.00</b>
02101	021510900200	0000000000000000	00000	50910899	22020417	Maintenance Of Office Building	100,000.00	210,000.00	0.00
02101	021510900200	0000000000000000	00000	50910899	22020401	Maintenance Of Motor Vehicle/Transport Equipment	499,000.00	500,000.00	0.00
02101	021510900200	0000000000000000	00000	50910899	22020402	Maintenance Of Office Furniture	200,000.00	200,000.00	0.00
02101	021510900200	0000000000000000	00000	50910899	22020405	Maintenance Of Plants/Generators	500,000.00	500,000.00	0.00
02101	021510900200	0000000000000000	00000	50910899	22020414	Maintenance Of Computer And It Equipments	0.00	200,000.00	0.00
02101	021510900200	0000000000000000	00000	50910899	22020415	Maintenance Of Office Equipments	140,000.00	140,000.00	0.00
<b>22021000 MISCELLANEOUS EXPENSES GENERAL</b>							<b>70,000.00</b>	<b>250,000.00</b>	<b>0.00</b>
02101	021510900200	0000000000000000	00000	50910899	22021057	Entertainment at Meetings	50,000.00	150,000.00	0.00
02101	021510900200	0000000000000000	00000	50910899	22021047	Servicom	20,000.00	100,000.00	0.00
<b>CONSOLIDATED REVENUE CHARGES</b>							<b>3,600,000.00</b>	<b>3,600,000.00</b>	<b>0.00</b>
02101	021510900200	0000000000000000	00000	50910899	21010103	Consolidated Revenue Fund Charge- Salaries	3,600,000.00	3,600,000.00	0.00






# CROSS RIVER STATE CHART OF ACCOUNT 2020

## ECONOMIC

### 021510900200 CRSFBC DEPARTMENT OF FORESTRY BIODIVERSITY AND CONSERVATION

Fund	Administrative	Programme	Func	Geo	Economic	Description	Approved Budget 2020	Approved Provision 2019	Actual Rev./Exp. Jan -Aug 2019
<b>CAPITAL EXPENDITURE</b>							<b>402,686,743.38</b>	<b>402,686,743.38</b>	
03101	021510900200	099000000000711	70621	50910899	23050110	CRS Estuaries and Wetland Conservation			
03101	021510900200	099000000000729	70436	50910899	32010903	Rehabilitation of Office Block			
03101	021510900200	099000000000734	70436	50910899	32010903	Research and Education			
03101	021510900200	099000000000746	70133	50910899	23040106	Production of branded T shirt and souvenirs	10,000,000.00	10,000,000.00	
03101	021510900200	099000000000733	70436	50910899	32010903	CRS Estuaries and Wetland Conservation			
03101	021510900200	099000000000732	70436	50910899	32010903	Reconstruction of Calabar Botanical Garden and Conservation Centre			
03101	021510900200	099000000000721	70133	50910899	23050109	Royalty Payment	7,424,883.99	7,424,883.99	
03101	021510900200	099000000000722	70436	50910899	32010903	Bills for various Biodiversity Legislation			
03101	021510900200	099000000000704	70423	50910899	23040108	Participatory Forest Management (Production of Land use Plan)	1,500,000.00	1,500,000.00	
03101	021510900200	099000000000727	70436	50910899	32010903	Taxomy and Biodiversity Documentation in CRS Ecology			
03101	021510900200	099000000000726	70436	50910899	32010903	Biodiversity Business offset Programme			
03101	021510900200	099000000000725	70436	50910899	32010903	Ogoja Botanical Garden and Park			
03101	021510900200	099000000000724	70436	50910899	32010903	Ikom Botanical Garden and Park Development			
03101	021510900200	099000000000736	70436	50910899	32010903	Bio Fuel	975,000.00	975,000.00	
03101	021510900200	099000000000731	70436	50910899	32010903	Cross River Mangrove Estuarian			
03101	021510900200	099000000000730	70436	50910899	32010903	Ornamental Plants for Environmental Aesthetics to boost Revenue Generation			
03101	021510900200	099000000000735	70436	50910899	32010903	Development of Mangrove Species Nursery			
03101	021510900200	099000000000740	70131	50910899	23050101	State Capacity Building	1,023,750.00	1,023,750.00	
03101	021510900200	099000000000702	70422	50910899	23040106	Facilitating Value Addition and Incubate forest products in Business in CRS	1,462,500.00	1,462,500.00	
03101	021510900200	099000000000737	70131	50910899	32010206	Allowance, Training and Procurement of Security/Ppe Equipment for Green Police	216,000,000.00	216,000,000.00	
03101	021510900200	099000000000708	70131	50910899	23050110	Staff Capacity Building on Ecological Restoration	360,700.00	360,700.00	
03101	021510900200	099000000000707	70133	50910899	32010925	Regulating the Operation of forest produce Importer/Dealers Marketer in External Timber Procurement from Cameroun	1,108,001.05	1,108,001.05	
03101	021510900200	099000000000706	70132	50910899	32010925	Procurement of Office Equipments	836,550.00	836,550.00	
03101	021510900200	099000000000705	70133	50910899	32010925	Procurement of Generator	520,000.00	520,000.00	
03101	021510900200	099000000000703	70100	50910899	23050110	Innovative Livelihood Options for Improving Sustainable Management	1,799,971.88	1,799,971.88	
03101	021510900200	099000000000710	70621	50910899	23050110	Conservation Development and Preservation of Generic Stock			
03101	021510900200	099000000000701	70621	50910899	32030107	Development of Databank on Forest Community Operations	32,500,000.00	32,500,000.00	
03101	021510900200	099000000000751	70133	50910899	32010101	Production of land use plan	1,439,977.50	1,439,977.50	
03101	021510900200	099000000000709	70621	50910899	23050110	Agricultural Biodiversity alternative			
03101	021510900200	099000000000714	70621	50910899	23050110	workshop on Contemporary Forest Conservation Via-Visa Sivicultural Forestry			
03101	021510900200	099000000000728	70436	50910899	32010903	Procurement of Marine/Forest Equipment			





# CROSS RIVER STATE CHART OF ACCOUNT 2020

## ECONOMIC

### 021510900200 CRSFBC DEPARTMENT OF FORESTRY BIODIVERSITY AND CONSERVATION

Fund	Administrative	Programme	Funcit	Geo	Economic	Description	Approved Budget 2020	Approved Provision 2019	Actual Rev./Exp. Jan -Aug 2019
03101	021510900200	099000000000747	70131	50910899	23040106	Talent Hunt on climate change	5,000,000.00	5,000,000.00	
03101	021510900200	099000000000748	70481	50910899	23040106	Engagement of investors on climate change forest development and carbon emission	10,000,000.00	10,000,000.00	
03101	021510900200	099000000000745	70133	50910899	32010212	Office accomodation and furnshing	32,500,000.00	32,500,000.00	
03101	021510900200	099000000000753	70133	50910899	32010925	Procurement of Nursery Tools and equipments	1,820,000.00	1,820,000.00	
03101	021510900200	099000000000738	70422	50910899	23040106	Reforestation of degraded forest Reserves (100Ha)	4,686,500.00	4,686,500.00	
03101	021510900200	099000000000744	70133	50910899	23050101	Launching of Young CLIMATE change football Team	15,000,000.00	15,000,000.00	
03101	021510900200	099000000000749	70133	50910899	23050115	establishment of Zonal office across the State	10,000,000.00	10,000,000.00	
03101	021510900200	099000000000723	70436	50910899	32010903	Linking Ecotourism and Conservation			
03101	021510900200	099000000000752	70437	50910899	23010136	Survey of fuel wood consumption in CRS	812,500.00	812,500.00	
03101	021510900200	099000000000713	70621	50910899	23050110	Forest Inventory and Stock Taking in 2No Forest Reserve			
03101	021510900200	099000000000743	70112	50910899	23040106	Clean Energy Technology	650,000.00	650,000.00	
03101	021510900200	099000000000715	70621	50910899	23050110	Research and Education			
03101	021510900200	099000000000716	70621	50910899	23050110	Development of Mangrove Species Nursery	4,017,000.00	4,017,000.00	
03101	021510900200	099000000000750	70132	50910899	23050109	Hydro Crabon Asset Appraisal/optimization	32,500,000.00	32,500,000.00	
03101	021510900200	099000000000717	70422	50910899	23040107	Boundary Cleaning, Re-alignment and Rebecconing			
03101	021510900200	099000000000718	70422	50910899	23040107	Advocacy on Smart Agriculture in Four Forest Zones in the State			
03101	021510900200	099000000000719	70422	50910899	23040107	Development of Databank on Plant and Animal Species of CRS			
03101	021510900200	099000000000720	70422	50910899	23040107	Forest for Life Awareness Campaign	1,034,983.83	1,034,983.83	
03101	021510900200	099000000000739	70621	50910899	23040106	Gender and HIV/AIDS Mainstreaming in 50Pilot Forest Commuities	449,992.97	449,992.97	
03101	021510900200	099000000000742	70133	50910899	23050115	Provision of renewable energy	6,500,000.00	6,500,000.00	
03101	021510900200	099000000000741	70422	50910899	23040106	Creation of forset Business Databank	764,432.16	764,432.16	
03101	021510900200	099000000000712	70621	50910899	23050110	Wetlands Conservation and Protection of Water-sheds			

#### SUMMARY

<b>Recurrent Revenue</b>			0.00
<b>Capital Receipts</b>			0.00
<b>TOTAL</b>			<b>0.00</b>
<b>Personnel Cost</b>	7,011,566.18	8,779,446.41	0.00
<b>Overhead Cost</b>	3,200,000.00	3,850,000.00	0.00
<b>Consolidated Revenue Charges</b>	3,600,000.00	3,600,000.00	0.00
<b>SUB-TOTAL</b>	13,811,566.18	16,229,446.41	0.00
<b>Capital Expenditure</b>	402,686,743.38	402,686,743.38	0.00
<b>TOTAL</b>	<b>416,498,309.56</b>	<b>418,916,189.79</b>	<b>0.00</b>







# CROSS RIVER STATE CHART OF ACCOUNT 2020

## ECONOMIC

### 021510900300 DOCD DEPARTMENT OF COCOA DEVELOPMENT

Fund	Administrative	Programme	Funcit	Geo	Economic	Description	Approved Budget 2020	Approved Provision 2019	Actual Rev./Exp. Jan -Aug 2019
<b>RECURRENT REVENUE</b>							<b>390,822,000.00</b>	<b>390,822,000.00</b>	<b>0.00</b>
<b>12020400 FEES - GENERAL</b>							<b>80,000,000.00</b>	<b>80,000,000.00</b>	<b>0.00</b>
02101	021510900300	0000000000000000	00000	50910899	12020473	Produce Inspection Fees_12020473	80,000,000.00	80,000,000.00	0.00
<b>12020600 SALES - GENERAL</b>							<b>20,554,000.00</b>	<b>20,554,000.00</b>	<b>0.00</b>
02101	021510900300	0000000000000000	00000	50910899	12020605	Sales Of Herbicides/Fungicides	20,554,000.00	20,554,000.00	0.00
<b>12020700 EARNINGS -GENERAL</b>							<b>200,000,000.00</b>	<b>200,000,000.00</b>	<b>0.00</b>
02101	021510900300	0000000000000000	00000	50910899	12020750	Revenue For Leasing Cocoa Plantation	200,000,000.00	200,000,000.00	0.00
<b>12022000 FEES - GENERAL (CONT.)</b>							<b>10,268,000.00</b>	<b>10,268,000.00</b>	<b>0.00</b>
02101	021510900300	0000000000000000	00000	50910899	12022126	Registration of Merchants	10,268,000.00	10,268,000.00	0.00
<b>12023000 SALES GENERAL (CONT.)</b>							<b>60,000,000.00</b>	<b>60,000,000.00</b>	<b>0.00</b>
02101	021510900300	0000000000000000	00000	50910899	12023120	Sales of Oil Palm Seedlings	60,000,000.00	60,000,000.00	0.00
<b>14070100 EXTRAORDINARY ITEMS_14070100</b>							<b>20,000,000.00</b>	<b>20,000,000.00</b>	<b>0.00</b>
02101	021510900300	0000000000000000	00000	50910899	14070104	Debt Recovery	20,000,000.00	20,000,000.00	0.00
<b>CAPITAL RECIEPTS</b>							<b>1,050,000,000.00</b>	<b>1,050,000,000.00</b>	<b>0.00</b>
<b>14020200 OTHER CAPITAL RECEIPTS_14020200</b>							<b>1,050,000,000.00</b>	<b>1,050,000,000.00</b>	<b>0.00</b>
02101	021510900300	0000000000000000	00000	50910899	14020218	Cocoa Development Account	50,000,000.00	50,000,000.00	0.00
02101	021510900300	0000000000000000	00000	50910899	14020261	World Bank assisted Programme	1,000,000,000.00	1,000,000,000.00	0.00
<b>OVERHEAD COST</b>							<b>3,353,000.00</b>	<b>3,353,000.00</b>	<b>0.00</b>
<b>22020100 TRAVEL AND TRANSPORT - GENERAL</b>							<b>2,000,000.00</b>	<b>2,000,000.00</b>	<b>0.00</b>
02101	021510900300	0000000000000000	00000	50910899	22020102	Local Travel and Transport	2,000,000.00	2,000,000.00	0.00
<b>22020400 MAINTENANCE SERVICES - GENERAL</b>							<b>103,000.00</b>	<b>103,000.00</b>	<b>0.00</b>
02101	021510900300	0000000000000000	00000	50910899	22020415	Maintenance Of Office Equipments	23,000.00	23,000.00	0.00
02101	021510900300	0000000000000000	00000	50910899	22020401	Maintenance Of Motor Vehicle/Transport Equipment	80,000.00	80,000.00	0.00
<b>22021000 MISCELLANEOUS EXPENSES GENERAL</b>							<b>1,250,000.00</b>	<b>1,250,000.00</b>	<b>0.00</b>
02101	021510900300	0000000000000000	00000	50910899	22021057	Entertainment at Meetings	1,250,000.00	1,250,000.00	0.00
<b>CONSOLIDATED REVENUE CHARGES</b>							<b>3,600,000.00</b>	<b>3,600,000.00</b>	<b>0.00</b>
02101	021510900300	0000000000000000	00000	50910899	21010103	Consolidated Revenue Fund Charge- Salaries	3,600,000.00	3,600,000.00	0.00
<b>CAPITAL EXPENDITURE</b>							<b>2,392,855,000.00</b>	<b>2,517,855,000.00</b>	
03101	021510900300	0990000000006403	70131	50910899	23030120	Office Repairs/Construction	500,000.00	500,000.00	
03101	021510900300	0990000000006408	70132	50910899	23050101	Cocoa development project			
03101	021510900300	0990000000006402	70443	50910899	23030101	Rehabilitation of Old Estates	1,287,000,000.00	1,287,000,000.00	
03101	021510900300	0990000000006401	70421	50910899	23050109	Expenditure on Produce	0.00	125,000,000.00	
03101	021510900300	0990000000006406	70133	50910899	23050101	Purchase of Office Equipments	1,355,000.00	1,355,000.00	
03101	021510900300	0990000000006409	70421	50910899	23010105	Purchase of Vehicles			
03101	021510900300	0990000000006404	70433	50910899	23020118	Road Construction within Estates	500,000,000.00	500,000,000.00	
03101	021510900300	0990000000006405	70133	50910899	23050106	Enlightenment/Sensitization	4,000,000.00	4,000,000.00	
03101	021510900300	0990000000006407	70421	50910899	23050101	Opening of New Cocoa Farms/Seedlings	600,000,000.00	600,000,000.00	

30-2-2020  
**CERTIFIED TRUE COPY**



**CROSS RIVER STATE CHART OF ACCOUNT 2020**  
**ECONOMIC**  
**021510900300 DOCD DEPARTMENT OF COCOA DEVELOPMENT**

<u>Fund</u>	<u>Administrative</u>	<u>Programme</u>	<u>Functic</u>	<u>Geo</u>	<u>Economic</u>	<u>Description</u>	<u>Approved Budget 2020</u>	<u>Approved Provision 2019</u>	<u>Actual Rev./Exp.</u> <u>Jan -Aug 2019</u>
<b>SUMMARY</b>									
						<b>Recurrent Revenue</b>	390,822,000.00	390,822,000.00	0.00
						<b>Capital Receipts</b>	1,050,000,000.00	1,050,000,000.00	0.00
						<b>TOTAL</b>	<b>1,440,822,000.00</b>	<b>1,440,822,000.00</b>	<b>0.00</b>
						<b>Personnel Cost</b>			0.00
						<b>Overhead Cost</b>	3,353,000.00	3,353,000.00	0.00
						<b>Consolidated Revenue Charges</b>	3,600,000.00	3,600,000.00	0.00
						SUB-TOTAL	6,953,000.00	6,953,000.00	0.00
						<b>Capital Expenditure</b>	2,392,855,000.00	2,517,855,000.00	0.00
						<b>TOTAL</b>	<b>2,399,808,000.00</b>	<b>2,524,808,000.00</b>	<b>0.00</b>

30-2-2020  
 CERTIFIED TRUE COPY






# CROSS RIVER STATE CHART OF ACCOUNT 2020

## ECONOMIC

### 022000100100 MOF MINISTRY OF FINANCE

Fund	Administrative	Programme	Func	Geo	Economic	Description	Approved Budget 2020	Approved Provision 2019	Actual Rev./Exp. Jan -Aug 2019
<b>RECURRENT REVENUE</b>							<b>156,767,301.46</b>	<b>20,303,042.69</b>	<b>0.00</b>
<b>12021100 INVESTMENT INCOME</b>							<b>156,767,301.46</b>	<b>20,303,042.69</b>	<b>0.00</b>
02101	022000100100	0000000000000000	00000	50910899	12021104	Investment Income Mofi	150,000,000.00	13,535,741.23	0.00
02101	022000100100	0000000000000000	00000	50910899	12021106	Mofinews (Advert)	2,767,301.46	2,767,301.46	0.00
02101	022000100100	0000000000000000	00000	50910899	12021105	Insurance Registration	4,000,000.00	4,000,000.00	0.00
<b>CAPITAL RECIEPTS</b>							<b>20,600,000,000.00</b>	<b>20,543,772,896.40</b>	<b>0.00</b>
<b>14020200 OTHER CAPITAL RECEIPTS_14020200</b>							<b>600,000,000.00</b>	<b>543,772,896.40</b>	<b>0.00</b>
02101	022000100100	0000000000000000	00000	50910899	14020208	1% State Contribution	600,000,000.00	543,772,896.40	0.00
<b>14020500 INTERNAL LOANS</b>							<b>20,000,000,000.00</b>	<b>20,000,000,000.00</b>	<b>0.00</b>
02101	022000100100	0000000000000000	00000	50910899	14020503	Loans	20,000,000,000.00	20,000,000,000.00	0.00
<b>PERSONNEL COST</b>							<b>47,919,235.87</b>	<b>49,941,643.95</b>	<b>0.00</b>
<b>21010100 SALARIES AND WAGES</b>							<b>24,268,724.68</b>	<b>25,293,898.48</b>	<b>0.00</b>
02101	022000100100	0000000000000000	00000	50910899	21010101	Salary	24,268,724.68	25,293,898.48	0.00
<b>21020100 ALLOWANCES</b>							<b>23,650,511.19</b>	<b>24,647,745.47</b>	<b>0.00</b>
02101	022000100100	0000000000000000	00000	50910899	21020107	Utility	496,949.26	477,440.08	0.00
02101	022000100100	0000000000000000	00000	50910899	21020108	Domestic Servant	4,414,674.62	4,414,676.60	0.00
02101	022000100100	0000000000000000	00000	50910899	21020104	Meal Subsidy_21020104	828,248.40	970,761.43	0.00
02101	022000100100	0000000000000000	00000	50910899	21020103	Leave Grant	2,319,882.39	2,387,424.80	0.00
02101	022000100100	0000000000000000	00000	50910899	21020105	Rent	11,843,863.56	12,646,949.24	0.00
02101	022000100100	0000000000000000	00000	50910899	21020109	Entertainment	102,600.00	102,600.00	0.00
02101	022000100100	0000000000000000	00000	50910899	21020106	Transport	3,644,292.96	3,647,893.32	0.00
<b>OVERHEAD COST</b>							<b>520,834,450.00</b>	<b>420,511,150.00</b>	<b>0.00</b>
<b>22020100 TRAVEL AND TRANSPORT - GENERAL</b>							<b>504,815,000.00</b>	<b>404,815,000.00</b>	<b>0.00</b>
02101	022000100100	0000000000000000	00000	50910899	22020102	Local Travel and Transport	4,815,000.00	4,815,000.00	0.00
02101	022000100100	0000000000000000	00000	50910899	22020107	Oversea Travel and Transport	500,000,000.00	400,000,000.00	0.00
<b>22020200 UTILITIES - GENERAL</b>							<b>989,100.00</b>	<b>989,100.00</b>	<b>0.00</b>
02101	022000100100	0000000000000000	00000	50910899	22020212	Mails, Courier, Diplomatic Mail	97,500.00	97,500.00	0.00
02101	022000100100	0000000000000000	00000	50910899	22020201	Electricity Charges	66,000.00	66,000.00	0.00
02101	022000100100	0000000000000000	00000	50910899	22020202	Telephone Charges	465,600.00	465,600.00	0.00
02101	022000100100	0000000000000000	00000	50910899	22020211	Other Utility	360,000.00	360,000.00	0.00
<b>22020300 MATERIALS AND SUPPLIES - GENERAL</b>							<b>4,151,460.00</b>	<b>4,150,560.00</b>	<b>0.00</b>
02101	022000100100	0000000000000000	00000	50910899	22020315	Office Material And Supplies	1,200,760.00	1,200,760.00	0.00
02101	022000100100	0000000000000000	00000	50910899	22020305	Printing Of Non Security Documents	164,400.00	164,400.00	0.00
02101	022000100100	0000000000000000	00000	50910899	22020314	Other Material and Supplies	1,204,400.00	1,203,500.00	0.00
02101	022000100100	0000000000000000	00000	50910899	22020304	Magazines and Periodicals	114,400.00	114,400.00	0.00
02101	022000100100	0000000000000000	00000	50910899	22020316	Computer Materials And Supplies_22020316	1,355,100.00	1,355,100.00	0.00
02101	022000100100	0000000000000000	00000	50910899	22020317	Other Social Function	112,400.00	112,400.00	0.00
<b>22020400 MAINTENANCE SERVICES - GENERAL</b>							<b>8,286,890.00</b>	<b>7,964,490.00</b>	<b>0.00</b>
02101	022000100100	0000000000000000	00000	50910899	22020406	Other Maintenance Services	903,000.00	903,000.00	0.00





# CROSS RIVER STATE CHART OF ACCOUNT 2020

## ECONOMIC

### 022000100100 MOF MINISTRY OF FINANCE

Fund	Administrative	Programme	Functic	Geo	Economic	Description	Approved Budget 2020	Approved Provision 2019	Actual Rev./Exp. Jan -Aug 2019
02101	022000100100	0000000000000000	00000	50910899	22020414	Maintenance Of Computer And It Equipments	616,000.00	616,000.00	0.00
02101	022000100100	0000000000000000	00000	50910899	22020407	Maintenance Of Aircrafts	200,000.00	200,000.00	0.00
02101	022000100100	0000000000000000	00000	50910899	22020401	Maintenance Of Motor Vehicle/Transport Equipment	4,003,090.00	3,769,490.00	0.00
02101	022000100100	0000000000000000	00000	50910899	22020402	Maintenance Of Office Furniture	208,800.00	120,000.00	0.00
02101	022000100100	0000000000000000	00000	50910899	22020405	Maintenance Of Plants/Generators	1,584,000.00	1,584,000.00	0.00
02101	022000100100	0000000000000000	00000	50910899	22020415	Maintenance Of Office Equipments	272,000.00	272,000.00	0.00
02101	022000100100	0000000000000000	00000	50910899	22020416	Maintenance Of Drains	20,000.00	20,000.00	0.00
02101	022000100100	0000000000000000	00000	50910899	22020417	Maintenance Of Office Building	480,000.00	480,000.00	0.00
					<b>22020600</b>	<b>OTHER SERVICES - GENERAL</b>	<b>2,592,000.00</b>	<b>2,592,000.00</b>	<b>0.00</b>
02101	022000100100	0000000000000000	00000	50910899	22020601	Security Services	480,000.00	480,000.00	0.00
02101	022000100100	0000000000000000	00000	50910899	22020605	Cleaning and Fumigation Services	480,000.00	480,000.00	0.00
02101	022000100100	0000000000000000	00000	50910899	22020635	Other Service	1,632,000.00	1,632,000.00	0.00
						<b>CONSOLIDATED REVENUE CHARGES</b>	<b>9,895,741.68</b>	<b>8,892,848.40</b>	<b>0.00</b>
02101	022000100100	0000000000000000	00000	50910899	21010103	Consolidated Revenue Fund Charge- Salaries	9,895,741.68	8,892,848.40	0.00
						<b>CAPITAL EXPENDITURE</b>	<b>3,040,992,131.00</b>	<b>2,846,992,131.00</b>	
03101	022000100100	099000000029008	70134	50910899	23050105	Settlement of Consultant	1,500,000,000.00	1,500,000,000.00	
03101	022000100100	099000000029003	70132	50910899	23050103	Monitoring & Evaluation of State Government Investments	5,000,000.00	5,000,000.00	
03101	022000100100	099000000029012	70131	50910899	32010903	CRS Biometric Management Scheme	26,992,131.00	26,992,131.00	
03101	022000100100	099000000029002	70112	50910899	23050109	Payment to Local Government Reserve Fund	216,000,000.00	216,000,000.00	
03101	022000100100	099000000029001	70112	50910899	23050109	Contribution to the State Reserve Fund	600,000,000.00	600,000,000.00	
03101	022000100100	099000000029014	70133	50910899	23050101	Administration of SPVs			
03101	022000100100	099000000029011	70112	50910899	23030120	Establishment of CRS Lottery Board/Programme	15,000,000.00	15,000,000.00	
03101	022000100100	099000000029006	70133	50910899	23010112	Purchase of Furniture and Equipment	2,500,000.00	2,500,000.00	
03101	022000100100	099000000029013	70161	50910899	23010109	Inter-governmental trasactions/Collaborations	25,000,000.00	25,000,000.00	
03101	022000100100	099000000029004	70133	50910899	23050115	Establishment of the State Efficiency Unit	10,000,000.00	10,000,000.00	
03101	022000100100	099000000029010	70133	50910899	32010925	Procurement & Installation of PFM Info Mgt System	25,000,000.00	25,000,000.00	
03101	022000100100	099000000029015	70131	50910899	23050109	Adoption/Implementation of IPSAS	490,000,000.00	296,000,000.00	
03101	022000100100	099000000029016	70133	50910899	23030104	Rehabilitation of MOF Drainage	30,000,000.00	30,000,000.00	
03101	022000100100	099000000029005	70611	50910899	23030120	Rehabilitation of cracked & collapsing MOF building	15,500,000.00	15,500,000.00	
03101	022000100100	099000000029007	70134	50910899	23050109	Finance Cost and Insurance	80,000,000.00	80,000,000.00	

30-2-2020



# CROSS RIVER STATE CHART OF ACCOUNT 2020

## ECONOMIC

### 022000100100 MOF MINISTRY OF FINANCE

<u>Fund</u>	<u>Administrative</u>	<u>Programme</u>	<u>Funcic</u>	<u>Geo</u>	<u>Economic</u>	<u>Description</u>	<u>Approved Budget 2020</u>	<u>Approved Provision 2019</u>	<u>Actual Rev./Exp.</u> <u>Jan -Aug 2019</u>
<b>SUMMARY</b>									
						<b>Recurrent Revenue</b>	156,767,301.46	20,303,042.69	0.00
						<b>Capital Receipts</b>	20,600,000,000.00	20,543,772,896.40	0.00
						<b>TOTAL</b>	<b>20,756,767,301.46</b>	<b>20,564,075,939.09</b>	<b>0.00</b>
						<b>Personnel Cost</b>	47,919,235.87	49,941,643.95	0.00
						<b>Overhead Cost</b>	520,834,450.00	420,511,150.00	0.00
						<b>Consolidated Revenue Charges</b>	9,895,741.68	8,892,848.40	0.00
						SUB-TOTAL	578,649,427.55	479,345,642.35	0.00
						<b>Capital Expenditure</b>	3,040,992,131.00	2,846,992,131.00	0.00
						<b>TOTAL</b>	<b>3,619,641,558.55</b>	<b>3,326,337,773.35</b>	<b>0.00</b>

30-2-2020



**CROSS RIVER STATE CHART OF ACCOUNT 2020**

**ECONOMIC**

**022000100200 MOFI MINISTRY OF FINANCE INCORPORATED**

Fund	Administrative	Programme	Functic	Geo	Economic	Description	Approved Budget 2020	Approved Provision 2019	Actual Rev./Exp. Jan -Aug 2019
<b>OVERHEAD COST</b>							<b>5,306,700.00</b>	<b>5,306,700.00</b>	<b>0.00</b>
<b>22020100 TRAVEL AND TRANSPORT - GENERAL</b>							<b>1,080,000.00</b>	<b>1,080,000.00</b>	<b>0.00</b>
02101	022000100200	0000000000000000	00000	50910899	22020101	Local Travel and Transport	1,080,000.00	1,080,000.00	0.00
<b>22020200 UTILITIES - GENERAL</b>							<b>1,195,500.00</b>	<b>1,195,500.00</b>	<b>0.00</b>
02101	022000100200	0000000000000000	00000	50910899	22020212	Mails, Courier, Diplomatic Mail	295,500.00	295,500.00	0.00
02101	022000100200	0000000000000000	00000	50910899	22020202	Telephone Charges	816,000.00	816,000.00	0.00
02101	022000100200	0000000000000000	00000	50910899	22020201	Electricity Charges	84,000.00	84,000.00	0.00
<b>22020300 MATERIALS AND SUPPLIES - GENERAL</b>							<b>604,400.00</b>	<b>604,400.00</b>	<b>0.00</b>
02101	022000100200	0000000000000000	00000	50910899	22020316	Computer Materials And Supplies_22020316	299,100.00	299,100.00	0.00
02101	022000100200	0000000000000000	00000	50910899	22020315	Office Material And Supplies	305,300.00	305,300.00	0.00
<b>22020400 MAINTENANCE SERVICES - GENERAL</b>							<b>1,066,400.00</b>	<b>1,066,400.00</b>	<b>0.00</b>
02101	022000100200	0000000000000000	00000	50910899	22020414	Maintenance Of Computer And It Equipments	162,000.00	162,000.00	0.00
02101	022000100200	0000000000000000	00000	50910899	22020415	Maintenance Of Office Equipments	172,000.00	172,000.00	0.00
02101	022000100200	0000000000000000	00000	50910899	22020405	Maintenance Of Plants/Generators	125,000.00	125,000.00	0.00
02101	022000100200	0000000000000000	00000	50910899	22020402	Maintenance Of Office Furniture	200,000.00	200,000.00	0.00
02101	022000100200	0000000000000000	00000	50910899	22020401	Maintenance Of Motor Vehicle/Transport Equipment	407,400.00	407,400.00	0.00
<b>22020700 CONSULTING AND PROFESSIONAL SERVICES - GEN</b>							<b>1,200,000.00</b>	<b>1,200,000.00</b>	<b>0.00</b>
02101	022000100200	0000000000000000	00000	50910899	22020725	Investment tracking	1,200,000.00	1,200,000.00	0.00
<b>22021000 MISCELLANEOUS EXPENSES GENERAL</b>							<b>160,400.00</b>	<b>160,400.00</b>	<b>0.00</b>
02101	022000100200	0000000000000000	00000	50910899	22021057	Entertainment at Meetings	160,400.00	160,400.00	0.00

**SUMMARY**

<b>Recurrent Revenue</b>			0.00
<b>Capital Receipts</b>			0.00
<b>TOTAL</b>			<b>0.00</b>
<b>Personnel Cost</b>			0.00
<b>Overhead Cost</b>	5,306,700.00	5,306,700.00	0.00
<b>Consolidated Revenue Charges</b>			0.00
<b>SUB-TOTAL</b>	5,306,700.00	5,306,700.00	0.00
<b>Capital Expenditure</b>			0.00
<b>TOTAL</b>	<b>5,306,700.00</b>	<b>5,306,700.00</b>	<b>0.00</b>






# CROSS RIVER STATE CHART OF ACCOUNT 2020

## ECONOMIC

### 022000200100 DMD DEBT MANAGEMENT DEPARTMENT

Fund	Administrative	Programme	Func	Geo	Economic	Description	Approved Budget 2020	Approved Provision 2019	Actual Rev./Exp. Jan -Aug 2019
<b>PERSONNEL COST</b>							<b>11,151,730.00</b>	<b>11,034,756.00</b>	<b>5,330,974.40</b>
<b>21010100 SALARIES AND WAGES</b>							<b>5,733,623.00</b>	<b>5,953,414.00</b>	<b>2,885,717.00</b>
02101	022000200100	0000000000000000	00000	50910899	21010101	Salary	5,733,623.00	5,953,414.00	2,885,717.00
<b>21020100 ALLOWANCES</b>							<b>5,418,107.00</b>	<b>5,081,342.00</b>	<b>2,445,257.40</b>
02101	022000200100	0000000000000000	00000	50910899	21020107	Utility	84,602.00	267,011.00	56,103.83
02101	022000200100	0000000000000000	00000	50910899	21020105	Rent	3,361,677.00	2,522,410.00	1,442,858.28
02101	022000200100	0000000000000000	00000	50910899	21020104	Meal Subsidy_21020104	141,002.00	182,693.00	156,307.33
02101	022000200100	0000000000000000	00000	50910899	21020103	Leave Grant	610,407.00	511,100.00	288,571.73
02101	022000200100	0000000000000000	00000	50910899	21020109	Entertainment	11,400.00	22,800.00	5,700.00
02101	022000200100	0000000000000000	00000	50910899	21020106	Transport	620,396.00	692,393.00	348,560.23
02101	022000200100	0000000000000000	00000	50910899	21020108	Domestic Servant	588,623.00	882,935.00	147,156.00
<b>OVERHEAD COST</b>							<b>3,124,000.00</b>	<b>2,968,800.00</b>	<b>529,000.00</b>
<b>22020100 TRAVEL AND TRANSPORT - GENERAL</b>							<b>972,800.00</b>	<b>868,800.00</b>	<b>255,000.00</b>
02101	022000200100	0000000000000000	00000	50910899	22020101	Local Travel and Transport	72,000.00	72,000.00	40,000.00
02101	022000200100	0000000000000000	00000	50910899	22020102	Local Travel and Transport	900,800.00	796,800.00	215,000.00
<b>22020200 UTILITIES - GENERAL</b>							<b>236,200.00</b>	<b>289,200.00</b>	<b>18,000.00</b>
02101	022000200100	0000000000000000	00000	50910899	22020202	Telephone Charges	100,200.00	117,200.00	14,000.00
02101	022000200100	0000000000000000	00000	50910899	22020212	Mails, Courier, Diplomatic Mail	30,000.00	32,000.00	4,000.00
02101	022000200100	0000000000000000	00000	50910899	22020211	Other Utility	106,000.00	140,000.00	0.00
<b>22020300 MATERIALS AND SUPPLIES - GENERAL</b>							<b>358,600.00</b>	<b>389,200.00</b>	<b>96,500.00</b>
02101	022000200100	0000000000000000	00000	50910899	22020314	Other Material and Supplies	41,880.00	50,880.00	10,500.00
02101	022000200100	0000000000000000	00000	50910899	22020315	Office Material And Supplies	120,520.00	127,520.00	43,000.00
02101	022000200100	0000000000000000	00000	50910899	22020304	Magazines and Periodicals	26,200.00	49,200.00	0.00
02101	022000200100	0000000000000000	00000	50910899	22020316	Computer Materials And Supplies_22020316	170,000.00	161,600.00	43,000.00
<b>22020400 MAINTENANCE SERVICES - GENERAL</b>							<b>950,500.00</b>	<b>816,000.00</b>	<b>159,500.00</b>
02101	022000200100	0000000000000000	00000	50910899	22020401	Maintenance Of Motor Vehicle/Transport Equipment	330,000.00	336,000.00	60,000.00
02101	022000200100	0000000000000000	00000	50910899	22020402	Maintenance Of Office Furniture	100,000.00	16,000.00	0.00
02101	022000200100	0000000000000000	00000	50910899	22020404	Maintenance Of Office / It Equipments	190,000.00	248,000.00	4,500.00
02101	022000200100	0000000000000000	00000	50910899	22020405	Maintenance Of Plants/Generators	16,000.00	16,000.00	10,000.00
02101	022000200100	0000000000000000	00000	50910899	22020414	Maintenance Of Computer And It Equipments	244,500.00	120,000.00	55,000.00
02101	022000200100	0000000000000000	00000	50910899	22020415	Maintenance Of Office Equipments	70,000.00	80,000.00	30,000.00
<b>22020500 TRAINING - GENERAL</b>							<b>210,000.00</b>	<b>120,000.00</b>	<b>0.00</b>
02101	022000200100	0000000000000000	00000	50910899	22020505	Workshops, Conference And Seminar	210,000.00	120,000.00	0.00
<b>22020600 OTHER SERVICES - GENERAL</b>							<b>115,400.00</b>	<b>142,400.00</b>	<b>0.00</b>
02101	022000200100	0000000000000000	00000	50910899	22020639	Press And Public Relation/ Advertisement	45,000.00	56,000.00	0.00
02101	022000200100	0000000000000000	00000	50910899	22020601	Security Services	70,400.00	86,400.00	0.00
<b>22020900 FINANCIAL CHARGES - GENERAL</b>							<b>35,000.00</b>	<b>38,400.00</b>	<b>0.00</b>
02101	022000200100	0000000000000000	00000	50910899	22020901	Bank Charges (Other Than Interest)	35,000.00	38,400.00	0.00
<b>22021000 MISCELLANEOUS EXPENSES GENERAL</b>							<b>245,500.00</b>	<b>304,800.00</b>	<b>0.00</b>





# CROSS RIVER STATE CHART OF ACCOUNT 2020

## ECONOMIC

### 022000200100 DMD DEBT MANAGEMENT DEPARTMENT

Fund	Administrative	Programme	Functic	Geo	Economic	Description	Approved Budget 2020	Approved Provision 2019	Actual Rev./Exp. Jan -Aug 2019
02101	022000200100	0000000000000000	00000	50910899	22021057	Entertainment at Meetings	165,500.00	184,800.00	0.00
02101	022000200100	0000000000000000	00000	50910899	22021052	Financial Assistance	80,000.00	120,000.00	0.00
<b>CONSOLIDATED REVENUE CHARGES</b>							<b>3,600,000.00</b>	<b>0.00</b>	<b>0.00</b>
02101	022000200100	0000000000000000	00000	50910899	21010103	Consolidated Revenue Fund Charge- Salaries	3,600,000.00	0.00	0.00
<b>CAPITAL EXPENDITURE</b>							<b>15,037,330,000.00</b>	<b>10,037,330,000.00</b>	
03101	022000200100	9900000000030312	70161	50910899	32030107	Debt Servicing (Capital)	15,000,000,000.00	10,000,000,000.00	
03101	022000200100	9900000000030309	70621	50910899	32030108	Develping Borrowing Guidelines for the State	610,000.00	610,000.00	
03101	022000200100	9900000000030310	70133	50910899	32010907	Collection and Updating of Comprehensive Data	1,000,000.00	1,000,000.00	
03101	022000200100	9900000000030313	70170	50910899	32030107	Debt Restructuring and Issuance Programme	20,000,000.00	20,000,000.00	
03101	022000200100	9900000000030317	70133	50910899	23020101	Office Renovation	450,000.00	450,000.00	
03101	022000200100	0022300000010103	70131	50910899	23050101	Prepare and submit debt management evaluation report to Governor, DMO, and other Stakeholders			
03101	022000200100	9900000000030316	70170	50910899	23050109	Carry Out Annual Debt Sustainability Analysis	5,000,000.00	5,000,000.00	
03101	022000200100	0022300000010102	70131	50910899	23050101	Conduct debt reconciliation exercise			
03101	022000200100	9900000000030308	70131	50910899	23050101	Organise regular For a for interaction with financial instituions	4,000,000.00	4,000,000.00	
03101	022000200100	0022300000010104	70131	50910899	23050101	Organise stake holders interation section with creditors			
03101	022000200100	9900000000030311	70131	50910899	32050101	Study Tour	2,700,000.00	2,700,000.00	
03101	022000200100	0022300000010101	70131	50910899	23050101	Collate and verify debt data form			
03101	022000200100	9900000000030315	70133	50910899	23010112	Purchase of office furniture and equipment	1,070,000.00	1,070,000.00	
03101	022000200100	9900000000030314	70133	50910899	23020101	Technical Capacity Building	2,500,000.00	2,500,000.00	

#### SUMMARY

<b>Recurrent Revenue</b>			0.00
<b>Capital Receipts</b>			0.00
<b>TOTAL</b>			<b>0.00</b>
<b>Personnel Cost</b>	11,151,730.00	11,034,756.00	5,330,974.40
<b>Overhead Cost</b>	3,124,000.00	2,968,800.00	529,000.00
<b>Consolidated Revenue Charges</b>	3,600,000.00	0.00	0.00
<b>SUB-TOTAL</b>	17,875,730.00	14,003,556.00	5,859,974.40
<b>Capital Expenditure</b>	15,037,330,000.00	10,037,330,000.00	0.00
<b>TOTAL</b>	<b>15,055,205,730.00</b>	<b>10,051,333,556.00</b>	<b>5,859,974.40</b>





# CROSS RIVER STATE CHART OF ACCOUNT 2020

## ECONOMIC

### 022000700100 OAG OFFICE OF THE ACCOUNTANT GENERAL

Fund	Administrative	Programme	Func	Geo	Economic	Description	Approved Budget 2020	Approved Provision 2019	Actual Rev./Exp. Jan -Aug 2019
<b>RECURRENT REVENUE</b>							<b>84,157,811,754.77</b>	<b>106,010,516,069.76</b>	<b>1,738,882,900.00</b>
<b>11010100 GOVERNMENT SHARE OF FAAC</b>							<b>48,147,295,685.01</b>	<b>52,000,000,000.00</b>	<b>1,738,882,900.00</b>
02101	022000700100	0000000000000000	00000	50910899	11010101	Statutory Allocation	48,147,295,685.01	52,000,000,000.00	1,738,882,900.00
<b>12021100 INVESTMENT INCOME</b>							<b>36,000,000,000.00</b>	<b>54,000,000,000.00</b>	<b>0.00</b>
02101	022000700100	0000000000000000	00000	50910899	12021107	Earnings From Capital Investment	36,000,000,000.00	54,000,000,000.00	0.00
<b>12021200 INTEREST EARNED</b>							<b>5,750,000.00</b>	<b>5,750,000.00</b>	<b>0.00</b>
02101	022000700100	0000000000000000	00000	50910899	12021212	Interest on Bank Deposit	5,750,000.00	5,750,000.00	0.00
<b>14070100 EXTRAORDINARY ITEMS_14070100</b>							<b>4,766,069.76</b>	<b>4,766,069.76</b>	<b>0.00</b>
02101	022000700100	0000000000000000	00000	50910899	14070120	Unclaimed Salary Wages	4,676,669.76	4,676,669.76	0.00
02101	022000700100	0000000000000000	00000	50910899	14070126	Refund (Housing Scheme, Staff Welfare)	89,400.00	89,400.00	0.00
<b>CAPITAL RECIEPTS</b>							<b>893,225,290,607.38</b>	<b>1,813,508,838,209.12</b>	<b>5,438,067,069.24</b>
<b>13010200 FOREIGN AIDS</b>							<b>722,200,937,360.55</b>	<b>847,000,000,000.00</b>	<b>0.00</b>
02101	022000700100	0000000000000000	00000	50910899	13010201	Foreign Aid	722,200,937,360.55	847,000,000,000.00	0.00
<b>14020200 OTHER CAPITAL RECEIPTS_14020200</b>							<b>83,296,651,357.83</b>	<b>956,508,838,209.12</b>	<b>5,438,067,069.24</b>
02101	022000700100	0000000000000000	00000	50910899	14020220	Stabilization	6,000,000,000.00	6,000,000,000.00	0.00
02101	022000700100	0000000000000000	00000	50910899	14020216	Refund From Paris Club	9,928,847,821.83	9,928,847,821.83	0.00
02101	022000700100	0000000000000000	00000	50910899	14020287	Foreign Direct Investment (FDI)	24,000,000,000.00	847,328,007,549.29	0.00
02101	022000700100	0000000000000000	00000	50910899	14020247	Excess Crude Oil	1,313,803,536.00	1,313,803,536.00	567,373,891.66
02101	022000700100	0000000000000000	00000	50910899	14020301	Bail out Funds ( Federal Government )	30,000,000,000.00	30,000,000,000.00	0.00
02101	022000700100	0000000000000000	00000	50910899	14020211	Value Added Tax_14020211	12,000,000,000.00	7,938,179,302.00	4,870,693,177.58
02101	022000700100	0000000000000000	00000	50910899	14020241	Other Capital Receipts (Earnings from Capital Investment)	54,000,000.00	54,000,000,000.00	0.00
<b>14020500 INTERNAL LOANS</b>							<b>87,727,701,889.00</b>	<b>10,000,000,000.00</b>	<b>0.00</b>
02101	022000700100	0000000000000000	00000	50910899	14020518	Loan for Sundry Expenditure	87,727,701,889.00	10,000,000,000.00	0.00
<b>PERSONNEL COST</b>							<b>228,145,263.01</b>	<b>144,880,192.56</b>	<b>92,887,598.85</b>
<b>21010100 SALARIES AND WAGES</b>							<b>113,086,816.24</b>	<b>72,606,460.82</b>	<b>43,048,429.24</b>
02101	022000700100	0000000000000000	00000	50910899	21010101	Salary	113,086,816.24	72,606,460.82	43,048,429.24
<b>21020100 ALLOWANCES</b>							<b>115,058,446.77</b>	<b>72,273,731.74</b>	<b>49,839,169.61</b>
02101	022000700100	0000000000000000	00000	50910899	21020108	Domestic Servant	12,949,712.16	6,680,874.18	11,857,848.70
02101	022000700100	0000000000000000	00000	50910899	21020104	Meal Subsidy_21020104	5,654,340.81	3,633,597.64	3,835,619.64
02101	022000700100	0000000000000000	00000	50910899	21020103	Leave Grant	11,308,681.62	7,267,195.29	6,476,881.53
02101	022000700100	0000000000000000	00000	50910899	21020109	Entertainment	330,600.00	188,100.00	869,190.06
02101	022000700100	0000000000000000	00000	50910899	21020106	Transport	24,879,099.57	15,987,829.62	9,349,500.09
02101	022000700100	0000000000000000	00000	50910899	21020105	Rent	56,543,408.12	36,335,976.42	13,914,783.90
02101	022000700100	0000000000000000	00000	50910899	21020107	Utility	3,392,604.49	2,180,158.59	3,535,345.69
<b>OVERHEAD COST</b>							<b>361,187,077.68</b>	<b>326,994,648.19</b>	<b>0.00</b>
<b>22020100 TRAVEL AND TRANSPORT - GENERAL</b>							<b>12,652,917.47</b>	<b>7,872,917.43</b>	<b>0.00</b>
02101	022000700100	0000000000000000	00000	50910899	22020102	Local Travel and Transport	12,652,917.47	7,872,917.43	0.00
<b>22020200 UTILITIES - GENERAL</b>							<b>249,821,086.00</b>	<b>239,821,086.00</b>	<b>0.00</b>

**CERTIFIED TRUE COPY**





# CROSS RIVER STATE CHART OF ACCOUNT 2020

## ECONOMIC

### 022000700100 OAG OFFICE OF THE ACCOUNTANT GENERAL

Fund	Administrative	Programme	Functic	Geo	Economic	Description	Approved Budget 2020	Approved Provision 2019	Actual Rev./Exp. Jan -Aug 2019
02101	022000700100	0000000000000000	00000	50910899	22020205	Water Rates_22020205	59,821,086.00	59,821,086.00	0.00
02101	022000700100	0000000000000000	00000	50910899	22020201	Electricity Charges	190,000,000.00	180,000,000.00	0.00
					<b>22020300</b>	<b>MATERIALS AND SUPPLIES - GENERAL</b>	<b>13,765,225.54</b>	<b>8,580,796.13</b>	<b>0.00</b>
02101	022000700100	0000000000000000	00000	50910899	22020315	Office Material And Supplies	13,525,225.54	8,340,796.13	0.00
02101	022000700100	0000000000000000	00000	50910899	22020302	Books_22020302	240,000.00	240,000.00	0.00
					<b>22020400</b>	<b>MAINTENANCE SERVICES - GENERAL</b>	<b>16,283,128.63</b>	<b>8,643,128.63</b>	<b>0.00</b>
02101	022000700100	0000000000000000	00000	50910899	22020417	Maintenance Of Office Building	576,000.00	576,000.00	0.00
02101	022000700100	0000000000000000	00000	50910899	22020401	Maintenance Of Motor Vehicle/Transport Equipment	2,639,128.71	1,409,128.71	0.00
02101	022000700100	0000000000000000	00000	50910899	22020415	Maintenance Of Office Equipments	6,107,999.92	3,057,999.92	0.00
02101	022000700100	0000000000000000	00000	50910899	22020405	Maintenance Of Plants/Generators	6,960,000.00	3,600,000.00	0.00
					<b>22020600</b>	<b>OTHER SERVICES - GENERAL</b>	<b>6,236,560.00</b>	<b>2,546,560.00</b>	<b>0.00</b>
02101	022000700100	0000000000000000	00000	50910899	22020639	Press And Public Relation/ Advertisement	1,585,360.00	895,360.00	0.00
02101	022000700100	0000000000000000	00000	50910899	22020601	Security Services	4,651,200.00	1,651,200.00	0.00
					<b>22020900</b>	<b>FINANCIAL CHARGES - GENERAL</b>	<b>57,600,000.00</b>	<b>57,600,000.00</b>	<b>0.00</b>
02101	022000700100	0000000000000000	00000	50910899	22020901	Bank Charges (Other Than Interest)	57,600,000.00	57,600,000.00	0.00
					<b>22021000</b>	<b>MISCELLANEOUS EXPENSES GENERAL</b>	<b>4,828,160.04</b>	<b>1,930,160.00</b>	<b>0.00</b>
02101	022000700100	0000000000000000	00000	50910899	22021057	Entertainment at Meetings	4,250,160.00	1,642,160.00	0.00
02101	022000700100	0000000000000000	00000	50910899	22021047	Servicom	578,000.04	288,000.00	0.00
						<b>CONSOLIDATED REVENUE CHARGES</b>	<b>31,635,914,704.00</b>	<b>29,780,856,013.00</b>	<b>0.00</b>
02101	022000700100	0000000000000000	00000	50910899	21010103	Consolidated Revenue Fund Charge- Salaries	31,635,914,704.00	29,780,856,013.00	0.00
						<b>CAPITAL EXPENDITURE</b>	<b>130,200,587.46</b>	<b>185,847,700.00</b>	
03101	022000700100	000260000010107	70443	50910899	32010305	Construction of Two generators Houses	3,250,000.00	3,250,000.00	
03101	022000700100	000260000010106	70133	50910899	32010305	Fumigation of Treasury premises	3,000,000.00	1,000,000.00	
03101	022000700100	000260000010105	70133	50910899	23050112	Consultancy of Services for PFMU	655,200.00	655,200.00	
03101	022000700100	0002600000000000	70112	50910899	32010603	DEVELOPMENT AND MAINTENANCE OF A STRONG AND VIRAL PUBLIC FINANCIAL SYSTEM			
03101	022000700100	000260000010116	70443	50910899	23020101	Construction of Sub-Treasury, Obubra	10,000,000.00	19,500,000.00	
03101	022000700100	000260000010111	70443	50910899	23020101	Completion of Sub-Treasury, Boki	16,125,387.46	15,000,000.00	
03101	022000700100	000260000010110	70461	50910899	23020127	Networking of Sub-Treasury, Calabar	3,607,500.00	3,607,500.00	
03101	022000700100	000260000010119	70411	50910899	32010907	Implementation of BATMIS	20,000,000.00	32,500,000.00	
03101	022000700100	000260000010108	70112	50910899	23050101	Adoption and Implementation of IPSAS	0.00	35,000,000.00	
03101	022000700100	000260000010104	70133	50910899	23010119	Purchase and Installation of 30KVA generator houses	100,000.00	2,000,000.00	
03101	022000700100	000260000010103	70131	50910899	23050101	Training and Development of Accountants	655,200.00	3,000,000.00	
03101	022000700100	000260000010000	70112	50910899	32010603	ENSURING AN EFFICIENT AND EFFECTIVE ACCOUNTING SYSTEM			
03101	022000700100	000260000010102	70631	50910899	32010214	Sinking of Boreholes in Sub-Treasuries	7,000,000.00	7,000,000.00	
03101	022000700100	000260000010112	70443	50910899	23020101	Completion of Sub-Treasury, Odukpani	2,275,000.00	2,275,000.00	
03101	022000700100	000260000010113	70443	50910899	23020101	Completion of Sub-Treasury, Ogoja	14,472,300.00	12,000,000.00	
03101	022000700100	000260000010114	70443	50910899	23030120	Renovation of Akamkpa Sub-Treasury	10,000,000.00	10,000,000.00	

30-2-2020





# CROSS RIVER STATE CHART OF ACCOUNT 2020

## ECONOMIC

### 022000700100 OAG OFFICE OF THE ACCOUNTANT GENERAL

Fund	Administrative	Programme	Functic	Geo	Economic	Description	Approved Budget 2020	Approved Provision 2019	Actual Rev./Exp. Jan -Aug 2019
03101	022000700100	000260000010117	70112	50910899	23050102	Payment for Oracle renewal Licence	11,375,000.00	11,375,000.00	
03101	022000700100	000260000010101	70112	50910899	32010603	Furnishing of PFMU and Sub-Treasury, Calabar	4,160,000.00	4,160,000.00	
03101	022000700100	000260000010109	70133	50910899	23050102	Oracle Support service for BATMIS	9,425,000.00	9,425,000.00	
03101	022000700100	000260000010100	70112	50910899	32010603	TO POSITION CROSS RIVER STATE AMONG THE LEADING STATES IN THE FEDERATION IN FINANCIAL MATTERS			
03101	022000700100	000260000010115	70443	50910899	23030120	Maintainance of Accountant- General's Office Hqtrs. And BATMIS	5,000,000.00	5,000,000.00	
03101	022000700100	000260000010118	70163	50910899	32030103	Publication of State Account	9,100,000.00	9,100,000.00	

#### SUMMARY

<b>Recurrent Revenue</b>	84,157,811,754.77	106,010,516,069.76	1,738,882,900.00
<b>Capital Receipts</b>	893,225,290,607.38	1,813,508,838,209.12	5,438,067,069.24
<b>TOTAL</b>	<b>977,383,102,362.15</b>	<b>1,919,519,354,278.88</b>	<b>7,176,949,969.24</b>
<b>Personnel Cost</b>	228,145,263.01	144,880,192.56	92,887,598.85
<b>Overhead Cost</b>	361,187,077.68	326,994,648.19	0.00
<b>Consolidated Revenue Charges</b>	31,635,914,704.00	29,780,856,013.00	0.00
<b>SUB-TOTAL</b>	<b>32,225,247,044.69</b>	<b>30,252,730,853.75</b>	<b>92,887,598.85</b>
<b>Capital Expenditure</b>	130,200,587.46	185,847,700.00	0.00
<b>TOTAL</b>	<b>32,355,447,632.15</b>	<b>30,438,578,553.75</b>	<b>92,887,598.85</b>

30-2-2020  
**CERTIFIED TRUE COPY**




# CROSS RIVER STATE CHART OF ACCOUNT 2020

## ECONOMIC

### 022000800100 IRS INTERNAL REVENUE SERVICE

Fund	Administrative	Programme	Func	Geo	Economic	Description	Approved Budget 2020	Approved Provision 2019	Actual Rev./Exp. Jan -Aug 2019
<b>RECURRENT REVENUE</b>							<b>19,250,427,317.00</b>	<b>17,440,260,448.00</b>	<b>22,104,509,858.00</b>
<b>12010100 PERSONAL TAXES</b>							<b>14,671,472,954.00</b>	<b>7,791,023,055.00</b>	<b>17,841,384,814.00</b>
02101	022000800100	0000000000000000	00000	50910899	12010101	Personal Taxes (e.g. Paye)	2,596,361,294.00	0.00	0.00
02101	022000800100	0000000000000000	00000	50910899	12010112	WHT	810,788,045.00	700,716,404.00	324,481,466.00
02101	022000800100	0000000000000000	00000	50910899	12010113	Tax Arrears	4,526,059,398.00	403,762,650.00	7,437,315,358.00
02101	022000800100	0000000000000000	00000	50910899	12010105	Pool Betting Tax	11,295,362.00	9,412,802.00	7,437,315,358.00
02101	022000800100	0000000000000000	00000	50910899	12010106	Urban Development Tax/Levy	11,295,362.00	1,911,200.00	1,960,500.00
02101	022000800100	0000000000000000	00000	50910899	12010110	Non Govt. Orgn. PAYE	3,112,443,583.00	3,112,443,583.00	1,178,657,785.00
02101	022000800100	0000000000000000	00000	50910899	12010111	Direct Assessment Informal Sector	242,720,941.00	202,267,451.00	57,669,616.00
02101	022000800100	0000000000000000	00000	50910899	12010115	CRSG Workers PAYE	3,360,508,969.00	3,360,508,965.00	1,403,984,731.00
<b>12020100 LICENCES - GENERAL</b>							<b>209,641,026.00</b>	<b>174,700,855.00</b>	<b>55,781,418.00</b>
02101	022000800100	0000000000000000	00000	50910899	12020132	Drivers' Licences	26,662,538.00	22,218,782.00	2,196,500.00
02101	022000800100	0000000000000000	00000	50910899	12020131	Motor Vehicle Licences	155,422,350.00	129,518,625.00	52,752,500.00
02101	022000800100	0000000000000000	00000	50910899	12020148	Licence / Registration of Plate	27,556,138.00	22,963,448.00	832,418.00
<b>12020500 FINES - GENERAL</b>							<b>0.00</b>	<b>2,596,361,294.00</b>	<b>942,423,319.00</b>
02101	022000800100	0000000000000000	00000	50910899	12020552	Penalties	0.00	2,596,361,294.00	942,423,319.00
<b>12021200 INTEREST EARNED</b>							<b>8,265,048.00</b>	<b>6,887,540.00</b>	<b>3,685,990.00</b>
02101	022000800100	0000000000000000	00000	50910899	12021201	Motor Vehicle Advances	8,265,048.00	6,887,540.00	3,685,990.00
<b>12023000 SALES GENERAL (CONT.)</b>							<b>88,952,925.00</b>	<b>74,127,437.00</b>	<b>33,112,293.00</b>
02101	022000800100	0000000000000000	00000	50910899	12023133	Tourism Development Levy	88,952,925.00	74,127,437.00	33,112,293.00
<b>14070100 EXTRAORDINARY ITEMS_14070100</b>							<b>3,001,911,200.00</b>	<b>5,531,484,640.00</b>	<b>2,864,497,915.00</b>
02101	022000800100	0000000000000000	00000	50910899	14070102	Unspecified Revenue	3,001,911,200.00	5,531,484,640.00	2,864,497,915.00
<b>16010100 SPECIAL FUNDS/ACCOUNTS - RECEIPTS_16010100</b>							<b>1,270,184,164.00</b>	<b>1,265,675,627.00</b>	<b>363,624,109.00</b>
02101	022000800100	0000000000000000	00000	50910899	16010102	Infrastructural Development Levy	1,243,132,944.00	1,243,132,944.00	316,780,790.00
02101	022000800100	0000000000000000	00000	50910899	16010101	Industrial Development Levy	27,051,220.00	22,542,683.00	46,843,319.00
<b>PERSONNEL COST</b>							<b>342,008,278.00</b>	<b>2,864,887,964.00</b>	<b>318,055,143.00</b>
<b>21010100 SALARIES AND WAGES</b>							<b>146,228,235.00</b>	<b>144,220,308.00</b>	<b>132,580,437.00</b>
02101	022000800100	0000000000000000	00000	50910899	21010101	Salary	146,228,235.00	144,220,308.00	132,580,437.00
<b>21020100 ALLOWANCES</b>							<b>195,780,043.00</b>	<b>2,720,667,656.00</b>	<b>185,474,706.00</b>
02101	022000800100	0000000000000000	00000	50910899	21020107	Utility	3,152,224.00	3,138,379.00	2,352,294.00
02101	022000800100	0000000000000000	00000	50910899	21020106	Transport	20,574,147.00	24,122,551.00	16,227,388.00
02101	022000800100	0000000000000000	00000	50910899	21020105	Rent	72,800,647.00	134,780,713.00	58,618,686.00
02101	022000800100	0000000000000000	00000	50910899	21020103	Leave Grant	14,622,824.00	13,438,250.00	7,240,923.00
02101	022000800100	0000000000000000	00000	50910899	21020104	Meal Subsidy_21020104	4,467,196.00	5,835,815.00	7,811,001.00
02101	022000800100	0000000000000000	00000	50910899	21020108	Domestic Servant	7,946,405.00	4,738,298.00	343,364.00
02101	022000800100	0000000000000000	00000	50910899	21020109	Entertainment	216,600.00	136,800.00	18,550.00
02101	022000800100	0000000000000000	00000	50910899	21020136	Non Pay Roll Allowance	72,000,000.00	2,534,476,850.00	92,862,500.00
<b>OVERHEAD COST</b>							<b>585,071,330.00</b>	<b>490,870,943.00</b>	<b>111,004,045.00</b>
<b>22020100 TRAVEL AND TRANSPORT - GENERAL</b>							<b>10,730,000.00</b>	<b>8,792,000.00</b>	<b>3,268,500.00</b>





# CROSS RIVER STATE CHART OF ACCOUNT 2020

## ECONOMIC

### 022000800100 IRS INTERNAL REVENUE SERVICE

Fund	Administrative	Programme	Func	Geo	Economic	Description	Approved Budget 2020	Approved Provision 2019	Actual Rev./Exp. Jan -Aug 2019
02101	022000800100	0000000000000000	00000	50910899	22020101	Local Travel and Transport	3,530,000.00	3,530,000.00	2,858,500.00
02101	022000800100	0000000000000000	00000	50910899	22020102	Local Travel and Transport	7,200,000.00	5,262,000.00	410,000.00
					<b>22020200</b>	<b>UTILITIES - GENERAL</b>	<b>3,344,000.00</b>	<b>1,987,200.00</b>	<b>2,628,987.00</b>
02101	022000800100	0000000000000000	00000	50910899	22020202	Telephone Charges	3,344,000.00	1,987,200.00	2,628,987.00
					<b>22020300</b>	<b>MATERIALS AND SUPPLIES - GENERAL</b>	<b>27,957,510.00</b>	<b>17,787,200.00</b>	<b>11,814,750.00</b>
02101	022000800100	0000000000000000	00000	50910899	22020315	Office Material And Supplies	1,476,510.00	946,200.00	1,646,650.00
02101	022000800100	0000000000000000	00000	50910899	22020316	Computer Materials And Supplies_22020316	790,000.00	290,000.00	134,200.00
02101	022000800100	0000000000000000	00000	50910899	22020305	Printing Of Non Security Documents	25,000,000.00	16,000,000.00	9,765,500.00
02101	022000800100	0000000000000000	00000	50910899	22020314	Other Material and Supplies	691,000.00	551,000.00	268,400.00
					<b>22020400</b>	<b>MAINTENANCE SERVICES - GENERAL</b>	<b>118,875,000.00</b>	<b>105,976,143.00</b>	<b>40,196,600.00</b>
02101	022000800100	0000000000000000	00000	50910899	22020414	Maintenance Of Computer And It Equipments	1,677,000.00	1,290,000.00	683,000.00
02101	022000800100	0000000000000000	00000	50910899	22020405	Maintenance Of Plants/Generators	10,280,000.00	12,155,143.00	17,457,150.00
02101	022000800100	0000000000000000	00000	50910899	22020401	Maintenance Of Motor Vehicle/Transport Equipment	45,067,000.00	45,067,000.00	17,677,200.00
02101	022000800100	0000000000000000	00000	50910899	22020411	Maintenance Of Communication Equipment	1,677,000.00	1,290,000.00	683,000.00
02101	022000800100	0000000000000000	00000	50910899	22020417	Maintenance Of Office Building	28,000,000.00	21,000,000.00	1,234,500.00
02101	022000800100	0000000000000000	00000	50910899	22020403	Maintenance Of Office Building / Residential Qtrs	28,000,000.00	21,000,000.00	1,234,500.00
02101	022000800100	0000000000000000	00000	50910899	22020404	Maintenance Of Office / It Equipments	4,174,000.00	4,174,000.00	1,227,250.00
					<b>22020500</b>	<b>TRAINING - GENERAL</b>	<b>24,500,000.00</b>	<b>12,575,000.00</b>	<b>2,370,000.00</b>
02101	022000800100	0000000000000000	00000	50910899	22020501	Local Training	5,000,000.00	3,575,000.00	470,000.00
02101	022000800100	0000000000000000	00000	50910899	22020505	Workshops, Conference And Seminar	19,500,000.00	9,000,000.00	1,900,000.00
					<b>22020600</b>	<b>OTHER SERVICES - GENERAL</b>	<b>200,520,000.00</b>	<b>166,220,000.00</b>	<b>37,393,900.00</b>
02101	022000800100	0000000000000000	00000	50910899	22020618	Retainership With Media House And License	6,000,000.00	2,300,000.00	0.00
02101	022000800100	0000000000000000	00000	50910899	22020639	Press And Public Relation/ Advertisement	2,600,000.00	2,000,000.00	2,966,000.00
02101	022000800100	0000000000000000	00000	50910899	22020616	Improvement In Revenue Generation	180,000,000.00	150,000,000.00	33,107,900.00
02101	022000800100	0000000000000000	00000	50910899	22020601	Security Services	10,920,000.00	10,920,000.00	1,320,000.00
02101	022000800100	0000000000000000	00000	50910899	22020617	Revision Of Tax Nominal Roll	1,000,000.00	1,000,000.00	0.00
					<b>22020700</b>	<b>CONSULTING AND PROFESSIONAL SERVICES - GEN</b>	<b>150,000,000.00</b>	<b>150,000,000.00</b>	<b>424,000.00</b>
02101	022000800100	0000000000000000	00000	50910899	22020701	Financial Consulting	150,000,000.00	150,000,000.00	424,000.00
					<b>22021000</b>	<b>MISCELLANEOUS EXPENSES GENERAL</b>	<b>7,144,820.00</b>	<b>5,533,400.00</b>	<b>967,308.00</b>
02101	022000800100	0000000000000000	00000	50910899	22021008	Subscription To Professional Bodies	162,000.00	162,000.00	0.00
02101	022000800100	0000000000000000	00000	50910899	22021057	Entertainment at Meetings	6,982,820.00	5,371,400.00	967,308.00
					<b>22030100</b>	<b>OTHER SERVICES - GENERAL (CONT.)</b>	<b>22,000,000.00</b>	<b>15,000,000.00</b>	<b>10,940,000.00</b>
02101	022000800100	0000000000000000	00000	50910899	22030121	Quary Operation	12,000,000.00	12,000,000.00	6,980,000.00
02101	022000800100	0000000000000000	00000	50910899	22030125	Rent and Rent Arreas	10,000,000.00	3,000,000.00	3,960,000.00
					<b>22040100</b>	<b>LOCAL GRANTS AND CONTRIBUTIONS</b>	<b>20,000,000.00</b>	<b>7,000,000.00</b>	<b>1,000,000.00</b>
02101	022000800100	0000000000000000	00000	50910899	22040108	Sponsorship Of Citi Conference	15,000,000.00	5,000,000.00	1,000,000.00
02101	022000800100	0000000000000000	00000	50910899	22040111	Joint Tax Board Dues	5,000,000.00	2,000,000.00	0.00
						<b>CONSOLIDATED REVENUE CHARGES</b>	<b>8,467,470.00</b>	<b>0.00</b>	<b>0.00</b>
02101	022000800100	0000000000000000	00000	50910899	21010103	Consolidated Revenue Fund Charge- Salaries	8,467,470.00	0.00	0.00

**CERTIFIED TRUE COPY**



# CROSS RIVER STATE CHART OF ACCOUNT 2020

## ECONOMIC

### 022000800100 IRS INTERNAL REVENUE SERVICE

Fund	Administrative	Programme	Functic	Geo	Economic	Description	Approved Budget 2020	Approved Provision 2019	Actual Rev./Exp. Jan -Aug 2019
<b>CAPITAL EXPENDITURE</b>							<b>406,799,127.50</b>	<b>294,150,437.50</b>	
03101	022000800100	099000000029124	70443	50910899	23030120	Renovation of IRS HQ	20,000,000.00		
03101	022000800100	099000000029128	70443	50910899	23030120	Renovation of MLA Tax Office, Akamkpa	10,000,000.00		
03101	022000800100	099000000029121	71061	50910899	32010802	Rent Renewal for Rented Premises	10,000,000.00	10,000,000.00	
03101	022000800100	099000000029122	70443	50910899	23030120	Renovation of 8 no tax offices	9,748,622.95	30,000,000.00	
03101	022000800100	099000000029123	70461	50910899	23020101	Construction& installtion of tax bill boards	5,000,000.00	9,900,000.00	
03101	022000800100	099000000029125	70443	50910899	23030120	Construction of Akamkpa, AningejeTax office	11,000,000.00	11,000,000.00	
03101	022000800100	099000000029130	70443	50910899	23030120	Renovation of Akim Tax Office	15,000,000.00	34,055,437.50	
03101	022000800100	099000000029114	70451	50910899	23010104	Purchase of 50 Motorcycles	6,000,000.00	6,000,000.00	
03101	022000800100	099000000029129	70443	50910899	23030120	Renovation of Calabar 11 Tax Office	5,500,000.00	5,500,000.00	
03101	022000800100	099000000029118	70443	50910899	23030120	Renovation of Boki Tax Office	10,550,504.55	12,000,000.00	
03101	022000800100	099000000029127	70443	50910899	23020101	Construction of Obanliku Tax Office	10,000,000.00		
03101	022000800100	099000000029119	70443	50910899	23020101	Construction of Utugwang Tax Office	11,000,000.00		
03101	022000800100	099000000029131	70461	50910899	23030120	Construction of Biase Tax Office	11,000,000.00	11,000,000.00	
03101	022000800100	099000000029103	70491	50910899	32030107	Production of Annual Budget	2,000,000.00	3,295,000.00	
03101	022000800100	099000000029108	70132	50910899	23050102	Electronic Document Managemnt System	10,000,000.00	15,000,000.00	
03101	022000800100	099000000029107	70451	50910899	23050102	Purchase of 4No Hilux 2No 18 Seater Bus	108,000,000.00		
03101	022000800100	099000000029106	70451	50910899	32010405	Insurance of Vehicles	5,000,000.00		
03101	022000800100	099000000029110	70131	50910899	23030120	Furnishing of Tax Offices	10,000,000.00	25,000,000.00	
03101	022000800100	099000000029104	70131	50910899	23050101	Training / Staff Development	15,000,000.00	15,000,000.00	
03101	022000800100	099000000029132	70443	50910899	23030120	Renovation of Bekwarra Tax Office		8,000,000.00	
03101	022000800100	099000000029102	70133	50910899	23050103	Monitoring and Evaluation	15,000,000.00	8,000,000.00	
03101	022000800100	099000000029101	70132	50910899	32030107	IRS Data Centre	15,000,000.00	3,000,000.00	
03101	022000800100	099000000029133	70443	50910899	23030120	Renovation of Obudu Tax Office	11,000,000.00	15,000,000.00	
03101	022000800100	099000000029109	70461	50910899	23010141	Purchase of 1 Projector and Camera	2,000,000.00	2,000,000.00	
03101	022000800100	099000000029105	70461	50910899	23050102	Integrated Tax Admin System Software	15,000,000.00	20,000,000.00	
03101	022000800100	099000000029117	70443	50910899	23030120	Renovation of Yakurr Tax Office	6,000,000.00	6,000,000.00	
03101	022000800100	099000000029126	70443	50910899	23020101	Construction of 2No Tax Office in Yala	11,000,000.00		
03101	022000800100	099000000029116	70443	50910899	23020101	Construction of Abi Tax Office	11,000,000.00	11,000,000.00	
03101	022000800100	099000000029120	70443	50910899	23020101	Construction of Etung Tax Office	11,000,000.00		
03101	022000800100	099000000029111	70461	50910899	23010113	Purchase of Computers	5,000,000.00	8,400,000.00	
03101	022000800100	099000000029113	70155	50910899	23050101	Fund for Tax Reforms and Modernisation	5,000,000.00	10,000,000.00	
03101	022000800100	099000000029115	70452	50910899	23010109	Purchase of 7 nos 5 horse power yamaha sped boat	5,000,000.00	5,000,000.00	
03101	022000800100	099000000029112	70486	50910899	32030106	Automation of CRSIRS	10,000,000.00	10,000,000.00	

30-2-2020



**CROSS RIVER STATE CHART OF ACCOUNT 2020**  
**ECONOMIC**  
**022000800100 IRS INTERNAL REVENUE SERVICE**

<u>Fund</u>	<u>Administrative</u>	<u>Programme</u>	<u>Funcic</u>	<u>Geo</u>	<u>Economic</u>	<u>Description</u>	<u>Approved Budget 2020</u>	<u>Approved Provision 2019</u>	<u>Actual Rev./Exp.</u> <u>Jan -Aug 2019</u>
<b>SUMMARY</b>									
						<b>Recurrent Revenue</b>	19,250,427,317.00	17,440,260,448.00	22,104,509,858.00
						<b>Capital Receipts</b>			
						<b>TOTAL</b>	<b>19,250,427,317.00</b>	<b>17,440,260,448.00</b>	<b>22,104,509,858.00</b>
						<b>Personnel Cost</b>	342,008,278.00	2,864,887,964.00	318,055,143.00
						<b>Overhead Cost</b>	585,071,330.00	490,870,943.00	111,004,045.00
						<b>Consolidated Revenue Charges</b>	8,467,470.00	0.00	0.00
						<b>SUB-TOTAL</b>	935,547,078.00	3,355,758,907.00	429,059,188.00
						<b>Capital Expenditure</b>	406,799,127.50	294,150,437.50	0.00
						<b>TOTAL</b>	<b>1,342,346,205.50</b>	<b>3,649,909,344.50</b>	<b>429,059,188.00</b>

30-2-2020  
 CERTIFIED TRUE COPY



**CROSS RIVER STATE CHART OF ACCOUNT 2020**

**ECONOMIC**

**022001200100 CRPC CRS PRIVATIZATION COUNCIL**

Fund	Administrative	Programme	Functic	Geo	Economic	Description	Approved Budget 2020	Approved Provision 2019	Actual Rev./Exp. Jan -Aug 2019
<b>RECURRENT REVENUE</b>							<b>5,000,000.00</b>	<b>5,000,000.00</b>	<b>0.00</b>
<b>12020700 EARNINGS -GENERAL</b>							<b>5,000,000.00</b>	<b>5,000,000.00</b>	<b>0.00</b>
02101	022001200100	0000000000000000	00000	50910899	12020743	Earnings From Expression Of Interest	5,000,000.00	5,000,000.00	0.00
<b>CAPITAL RECIEPTS</b>							<b>100,000,000.00</b>	<b>100,000,000.00</b>	<b>0.00</b>
<b>14020200 OTHER CAPITAL RECEIPTS_14020200</b>							<b>100,000,000.00</b>	<b>100,000,000.00</b>	<b>0.00</b>
02101	022001200100	0000000000000000	00000	50910899	14020217	Funds For Privatization Of Oil Palm Estate/ Other Ventures	100,000,000.00	100,000,000.00	0.00
<b>OVERHEAD COST</b>							<b>3,000,000.00</b>	<b>1,000,000.00</b>	<b>0.00</b>
<b>22020100 TRAVEL AND TRANSPORT - GENERAL</b>							<b>1,000,000.00</b>	<b>1,000,000.00</b>	<b>0.00</b>
02101	022001200100	0000000000000000	00000	50910899	22020101	Local Travel and Transport	1,000,000.00	1,000,000.00	0.00
<b>22020300 MATERIALS AND SUPPLIES - GENERAL</b>							<b>1,000,000.00</b>	<b>0.00</b>	<b>0.00</b>
02101	022001200100	0000000000000000	00000	50910899	22020315	Office Material And Supplies	250,000.00	0.00	0.00
02101	022001200100	0000000000000000	00000	50910899	22020314	Other Material and Supplies	250,000.00	0.00	0.00
02101	022001200100	0000000000000000	00000	50910899	22020316	Computer Materials And Supplies_22020316	250,000.00	0.00	0.00
02101	022001200100	0000000000000000	00000	50910899	22020305	Printing Of Non Security Documents	250,000.00	0.00	0.00
<b>22020400 MAINTENANCE SERVICES - GENERAL</b>							<b>1,000,000.00</b>	<b>0.00</b>	<b>0.00</b>
02101	022001200100	0000000000000000	00000	50910899	22020417	Maintenance Of Office Building	250,000.00	0.00	0.00
02101	022001200100	0000000000000000	00000	50910899	22020401	Maintenance Of Motor Vehicle/Transport Equipment	250,000.00	0.00	0.00
02101	022001200100	0000000000000000	00000	50910899	22020415	Maintenance Of Office Equipments	250,000.00	0.00	0.00
02101	022001200100	0000000000000000	00000	50910899	22020402	Maintenance Of Office Furniture	250,000.00	0.00	0.00
<b>CONSOLIDATED REVENUE CHARGES</b>							<b>18,000,000.00</b>	<b>18,000,000.00</b>	<b>0.00</b>
02101	022001200100	0000000000000000	00000	50910899	21010103	Consolidated Revenue Fund Charge- Salaries	18,000,000.00	18,000,000.00	0.00

**SUMMARY**

<b>Recurrent Revenue</b>	5,000,000.00	5,000,000.00	0.00
<b>Capital Receipts</b>	100,000,000.00	100,000,000.00	0.00
<b>TOTAL</b>	<b>105,000,000.00</b>	<b>105,000,000.00</b>	<b>0.00</b>
<b>Personnel Cost</b>			
<b>Overhead Cost</b>	3,000,000.00	1,000,000.00	0.00
<b>Consolidated Revenue Charges</b>	18,000,000.00	18,000,000.00	0.00
<b>SUB-TOTAL</b>	21,000,000.00	19,000,000.00	0.00
<b>Capital Expenditure</b>			0.00
<b>TOTAL</b>	<b>21,000,000.00</b>	<b>19,000,000.00</b>	<b>0.00</b>





# CROSS RIVER STATE CHART OF ACCOUNT 2020

## ECONOMIC

### 022200100100 MOIN MINISTRY OF INDUSTRY

Fund	Administrative	Programme	Func	Geo	Economic	Description	Approved Budget 2020	Approved Provision 2019	Actual Rev./Exp. Jan -Aug 2019
						<b>RECURRENT REVENUE</b>	<b>430,000,000.00</b>	<b>767,496,070.00</b>	<b>9,440,904.22</b>
					<b>12020400</b>	<b>FEES - GENERAL</b>	<b>200,000,000.00</b>	<b>537,496,070.00</b>	<b>4,877,114.22</b>
02101	022200100100	0000000000000000	00000	50910899	12020468	Deductions From Contract Payment	200,000,000.00	537,496,070.00	4,877,114.22
					<b>12020600</b>	<b>SALES - GENERAL</b>	<b>200,000,000.00</b>	<b>200,000,000.00</b>	<b>4,563,790.00</b>
02101	022200100100	0000000000000000	00000	50910899	12020615	Sales / Earnings From Garment Factory	200,000,000.00	200,000,000.00	4,563,790.00
					<b>12020700</b>	<b>EARNINGS -GENERAL</b>	<b>30,000,000.00</b>	<b>30,000,000.00</b>	<b>0.00</b>
02101	022200100100	0000000000000000	00000	50910899	12020722	Earnings From Provision Of Accommodation	30,000,000.00	30,000,000.00	0.00
						<b>CAPITAL RECIEPTS</b>	<b>84,000,000.00</b>	<b>84,000,000.00</b>	<b>0.00</b>
					<b>14020200</b>	<b>OTHER CAPITAL RECEIPTS_14020200</b>	<b>84,000,000.00</b>	<b>84,000,000.00</b>	<b>0.00</b>
02101	022200100100	0000000000000000	00000	50910899	14020270	Dairy Production	84,000,000.00	84,000,000.00	0.00
						<b>PERSONNEL COST</b>	<b>308,301,067.69</b>	<b>48,179,313.42</b>	<b>0.00</b>
					<b>21010100</b>	<b>SALARIES AND WAGES</b>	<b>303,375,910.70</b>	<b>5,646,000.40</b>	<b>0.00</b>
02101	022200100100	0000000000000000	00000	50910899	21010101	Salary	303,375,910.70	5,646,000.40	0.00
					<b>21020100</b>	<b>ALLOWANCES</b>	<b>4,925,156.99</b>	<b>42,533,313.02</b>	<b>0.00</b>
02101	022200100100	0000000000000000	00000	50910899	21020108	Domestic Servant	1,471,582.92	1,471,566.56	0.00
02101	022200100100	0000000000000000	00000	50910899	21020109	Entertainment	34,200.00	45,600.00	0.00
02101	022200100100	0000000000000000	00000	50910899	21020103	Leave Grant	1,044,900.05	538,658.82	0.00
02101	022200100100	0000000000000000	00000	50910899	21020106	Transport	503,368.40	37,512,562.56	0.00
02101	022200100100	0000000000000000	00000	50910899	21020104	Meal Subsidy_21020104	114,402.00	158,770.80	0.00
02101	022200100100	0000000000000000	00000	50910899	21020107	Utility	68,668.20	113,866.00	0.00
02101	022200100100	0000000000000000	00000	50910899	21020105	Rent	1,688,035.42	2,692,288.28	0.00
						<b>OVERHEAD COST</b>	<b>244,825,196.61</b>	<b>231,387,342.63</b>	<b>0.00</b>
					<b>22020100</b>	<b>TRAVEL AND TRANSPORT - GENERAL</b>	<b>25,492,592.75</b>	<b>25,996,425.96</b>	<b>0.00</b>
02101	022200100100	0000000000000000	00000	50910899	22020101	Local Travel and Transport	25,492,592.75	25,996,425.96	0.00
					<b>22020200</b>	<b>UTILITIES - GENERAL</b>	<b>36,154,000.00</b>	<b>36,154,000.00</b>	<b>0.00</b>
02101	022200100100	0000000000000000	00000	50910899	22020212	Mails, Courier, Diplomatic Mail	82,000.00	54,000.00	0.00
02101	022200100100	0000000000000000	00000	50910899	22020202	Telephone Charges	72,000.00	100,000.00	0.00
02101	022200100100	0000000000000000	00000	50910899	22020211	Other Utility	36,000,000.00	36,000,000.00	0.00
					<b>22020300</b>	<b>MATERIALS AND SUPPLIES - GENERAL</b>	<b>39,089,633.13</b>	<b>39,749,017.17</b>	<b>0.00</b>
02101	022200100100	0000000000000000	00000	50910899	22020304	Magazines and Periodicals	832,000.00	21,600.00	0.00
02101	022200100100	0000000000000000	00000	50910899	22020305	Printing Of Non Security Documents	106,000.00	34,020.74	0.00
02101	022200100100	0000000000000000	00000	50910899	22020315	Office Material And Supplies	38,042,633.13	39,603,294.43	0.00
02101	022200100100	0000000000000000	00000	50910899	22020314	Other Material and Supplies	109,000.00	90,102.00	0.00
					<b>22020400</b>	<b>MAINTENANCE SERVICES - GENERAL</b>	<b>67,701,999.61</b>	<b>67,348,058.34</b>	<b>0.00</b>
02101	022200100100	0000000000000000	00000	50910899	22020414	Maintenance Of Computer And It Equipments	480,432.74	480,432.74	0.00
02101	022200100100	0000000000000000	00000	50910899	22020401	Maintenance Of Motor Vehicle/Transport Equipment	30,380,036.46	30,057,091.76	0.00
02101	022200100100	0000000000000000	00000	50910899	22020402	Maintenance Of Office Furniture	80,833.08	80,833.08	0.00
02101	022200100100	0000000000000000	00000	50910899	22020415	Maintenance Of Office Equipments	36,080,561.10	36,080,561.10	0.00
02101	022200100100	0000000000000000	00000	50910899	22020417	Maintenance Of Office Building	79,136.23	79,136.23	0.00

**CERTIFIED TRUE COPY**





# CROSS RIVER STATE CHART OF ACCOUNT 2020

## ECONOMIC

### 022200100100 MOIN MINISTRY OF INDUSTRY

Fund	Administrative	Programme	Func	Geo	Economic	Description	Approved Budget 2020	Approved Provision 2019	Actual Rev./Exp. Jan -Aug 2019
02101	022200100100	0000000000000000	00000	50910899	22020405	Maintenance Of Plants/Generators	601,000.00	570,003.43	0.00
					<b>22020600</b>	<b>OTHER SERVICES - GENERAL</b>	<b>59,795,612.00</b>	<b>59,953,350.00</b>	<b>0.00</b>
02101	022200100100	0000000000000000	00000	50910899	22020605	Cleaning and Fumigation Services	26,400,000.00	26,400,000.00	0.00
02101	022200100100	0000000000000000	00000	50910899	22020609	Board Expenses	2,120,000.00	2,120,000.00	0.00
02101	022200100100	0000000000000000	00000	50910899	22020610	State Committee On Export Promotion (Scep) Activities	1,000,000.00	1,000,000.00	0.00
02101	022200100100	0000000000000000	00000	50910899	22020665	General Administration Of Office Expenses	30,000,000.00	30,000,000.00	0.00
02101	022200100100	0000000000000000	00000	50910899	22020639	Press And Public Relation/ Advertisement	275,612.00	433,350.00	0.00
					<b>22020700</b>	<b>CONSULTING AND PROFESSIONAL SERVICES - GEN</b>	<b>2,000,000.00</b>	<b>0.00</b>	<b>0.00</b>
02101	022200100100	0000000000000000	00000	50910899	22020707	Agricultural Consulting	2,000,000.00	0.00	0.00
					<b>22020900</b>	<b>FINANCIAL CHARGES - GENERAL</b>	<b>13,000,000.00</b>	<b>595,132.04</b>	<b>0.00</b>
02101	022200100100	0000000000000000	00000	50910899	22020911	Cost of Transactions (Fees, Charges, MDA Returns)	10,000,000.00	0.00	0.00
02101	022200100100	0000000000000000	00000	50910899	22020902	Insurance Premium	0.00	595,132.04	0.00
02101	022200100100	0000000000000000	00000	50910899	22020901	Bank Charges (Other Than Interest)	3,000,000.00	0.00	0.00
					<b>22021000</b>	<b>MISCELLANEOUS EXPENSES GENERAL</b>	<b>171,359.12</b>	<b>171,359.12</b>	<b>0.00</b>
02101	022200100100	0000000000000000	00000	50910899	22021057	Entertainment at Meetings	121,359.12	121,359.12	0.00
02101	022200100100	0000000000000000	00000	50910899	22021047	Servicom	50,000.00	50,000.00	0.00
					<b>22030100</b>	<b>OTHER SERVICES - GENERAL (CONT.)</b>	<b>1,420,000.00</b>	<b>1,420,000.00</b>	<b>0.00</b>
02101	022200100100	0000000000000000	00000	50910899	22030120	Garment Factory Staff	1,420,000.00	1,420,000.00	0.00
						<b>CONSOLIDATED REVENUE CHARGES</b>	<b>9,895,741.84</b>	<b>9,895,741.84</b>	<b>0.00</b>
02101	022200100100	0000000000000000	00000	50910899	21010103	Consolidated Revenue Fund Charge- Salaries	9,895,741.84	9,895,741.84	0.00
						<b>CAPITAL EXPENDITURE</b>	<b>27,660,567,000.00</b>	<b>18,053,107,000.00</b>	<b>1,425,855,711.54</b>
03101	022200100100	099000000018524	70133	50910899	23020118	Design and Construction of Yarnery Factory	500,000,000.00	200,000,000.00	
03101	022200100100	990000000030559	70131	50910899	23020128	construction of poulty and feed mills	1,000,000,000.00		
03101	022200100100	990000000030539	70131	50910899	23020118	Design and Construction of Cottage Industries in 3 Senatorial Districts cross river state	5,000,000,000.00	2,000,000,000.00	278,855,711.54
03101	022200100100	990000000030568	70131	50910899	32010925	Obudu Special Agro Processing Zone	1,000,000,000.00		
03101	022200100100	990000000030560	70131	50910899	23020129	construction of fully automatd noodles	500,000,000.00		
03101	022200100100	990000000030570	70131	50910899	32010925	Calabar Industrial Park	1,000,000,000.00		
03101	022200100100	990000000030571	70131	50910899	32010925	Ikom Industrial Park	1,000,000,000.00		
03101	022200100100	099000000018540	70131	50910899	23020118	Establishment of Brewery(Alcohol)	700,000,000.00	300,000,000.00	
03101	022200100100	990000000030567	70131	50910899	32010504	construction of rice flour factory	250,000,000.00		
03101	022200100100	990000000030532	70131	50910899	23020118	Design and Construction and furnishing of the warehouse administrative block and canteen in Garment Factory	1,800,000,000.00	1,500,000,000.00	
03101	022200100100	099000000018528	70131	50910899	23020118	Design and Construction Ginery Factory	500,000,000.00	200,000,000.00	
03101	022200100100	990000000030561	70131	50910899	23020130	construction of ceramics tiles/marbles production, machines and sandcrete blocks	1,000,000,000.00		
03101	022200100100	990000000030558	70131	50910899	23020127	construction of automated vibrated electric poles machinery	500,000,000.00		
03101	022200100100	990000000030533	70131	50910899	23010112	Procurement of Office Equipment and Furniture	10,000,000.00	10,000,000.00	







# CROSS RIVER STATE CHART OF ACCOUNT 2020

## ECONOMIC

### 022200100100 MOIN MINISTRY OF INDUSTRY

Fund	Administrative	Programme	Functic	Geo	Economic	Description	Approved Budget 2020	Approved Provision 2019	Actual Rev./Exp. Jan -Aug 2019
03101	022200100100	990000000030566	70131	50910899	32010504	construction of yam flour factory	100,000,000.00		
03101	022200100100	099000000018534	70131	50910899	23020103	Design and Construction of Electric cables(naked and armoured manufacturing plant	1,500,000,000.00	200,000,000.00	
03101	022200100100	990000000030557	70131	50910899	23020126	construction of plastic injection technology plant	500,000,000.00		
03101	022200100100	990000000030543	70131	50910899	32020120	design and construction of bicuit industry	200,000,000.00	70,000,000.00	
03101	022200100100	990000000030540	70131	50910899	23020124	establishment of honey coated peanut processing factory	200,000,000.00	300,000,000.00	
03101	022200100100	990000000030552	70131	50910899	32010508	public relations/market of products of garment factory	50,000,000.00	50,000,000.00	
03101	022200100100	990000000030553	70131	50910899	23050114	training of garment factory staff(old new employees)	20,000,000.00	70,000,000.00	
03101	022200100100	990000000030554	70131	50910899	23020124	engineering, procurement and construction of digital electric meters manufacturing plants	1,500,000,000.00		
03101	022200100100	990000000030547	70131	50910899	32010508	Maintenance of industrial park	500,000,000.00	1,500,000,000.00	
03101	022200100100	990000000030556	70131	50910899	23020126	construction of concrete roofing sheet factory	250,000,000.00		
03101	022200100100	990000000030546	70131	50910899	32010508	materials/accessories for cloth production and technical support for garment factory	200,000,000.00	1,001,040,000.00	210,000,000.00
03101	022200100100	990000000030569	70131	50910899	32010925	Ogoja/Yala Industrial Park	1,500,000,000.00		
03101	022200100100	990000000030538	70131	50910899	23010139	Procurement of Construction Equipment	800,000,000.00	800,000,000.00	
03101	022200100100	990000000030549	70131	50910899	32010508	technical support for toothpick factory	50,000,000.00	850,000,000.00	
03101	022200100100	990000000030544	70131	50910899	23010140	Procurement of Computers and printers for the Garment Factory	567,000.00	567,000.00	
03101	022200100100	990000000030531	70131	50910899	23050101	CRSeconomic industrial development zone	1,000,000,000.00	4,000,000,000.00	37,000,000.00
03101	022200100100	990000000030542	70131	50910899	32020119	Survey/Design and Construction of Raw materials Stocks and operations	300,000,000.00	1,500,000.00	
03101	022200100100	990000000030555	70131	50910899	23020125	construction of organic fertilizer factory	300,000,000.00		
03101	022200100100	099000000018539	70131	50910899	23050109	Participation in International Trade Fair and Participation of Domestic Trade Fair	50,000,000.00	50,000,000.00	
03101	022200100100	990000000030541	70131	50910899	32010503	equiping and finishing of CRS pharmaceutical company	900,000,000.00	1,500,000,000.00	900,000,000.00
03101	022200100100	990000000030534	70131	50910899	32010924	Food Processing Plant	300,000,000.00	300,000,000.00	
03101	022200100100	990000000030535	70131	50910899	23020118	design and constructure of concrete based material factory	250,000,000.00	250,000,000.00	
03101	022200100100	990000000030536	70131	50910899	23020118	design and construction of Plastic manufacturing Plants	250,000,000.00	250,000,000.00	
03101	022200100100	990000000030537	70131	50910899	23010139	Development of Policy Documents	50,000,000.00	1,000,000,000.00	
03101	022200100100	990000000030548	70131	50910899	32010508	Maintenance of operation of Old and new government industries and factories	200,000,000.00	1,500,000,000.00	
03101	022200100100	990000000030545	70131	50910899	32010508	additional machines at the garment factory for expansion	30,000,000.00		
03101	022200100100	990000000030564	70131	50910899	32010505	grandnut /vegetable oil factory	300,000,000.00		
03101	022200100100	990000000030562	70131	50910899	23020131	construction of chicken slaughter factory	1,000,000,000.00		
03101	022200100100	990000000030563	70131	50910899	23020132	construction of sack bags production factory	200,000,000.00		
03101	022200100100	990000000030565	70131	50910899	32010504	construction of gluscose syrup production plant	250,000,000.00		
03101	022200100100	990000000030551	70131	50910899	32010508	maintenance of garment factory equipment	150,000,000.00	150,000,000.00	





**CROSS RIVER STATE CHART OF ACCOUNT 2020**  
**ECONOMIC**  
**022200100100 MOIN MINISTRY OF INDUSTRY**

<u>Fund</u>	<u>Administrative</u>	<u>Programme</u>	<u>Func</u>	<u>Geo</u>	<u>Economic</u>	<u>Description</u>	<u>Approved Budget 2020</u>	<u>Approved Provision 2019</u>	<u>Actual Rev./Exp.</u> <u>Jan -Aug 2019</u>
<b>SUMMARY</b>									
						<b>Recurrent Revenue</b>	430,000,000.00	767,496,070.00	9,440,904.22
						<b>Capital Receipts</b>	84,000,000.00	84,000,000.00	0.00
						<b>TOTAL</b>	<b>514,000,000.00</b>	<b>851,496,070.00</b>	<b>9,440,904.22</b>
						<b>Personnel Cost</b>	308,301,067.69	48,179,313.42	0.00
						<b>Overhead Cost</b>	244,825,196.61	231,387,342.63	0.00
						<b>Consolidated Revenue Charges</b>	9,895,741.84	9,895,741.84	0.00
						<b>SUB-TOTAL</b>	563,022,006.14	289,462,397.89	0.00
						<b>Capital Expenditure</b>	27,660,567,000.00	18,053,107,000.00	1,425,855,711.54
						<b>TOTAL</b>	<b>28,223,589,006.14</b>	<b>18,342,569,397.89</b>	<b>1,425,855,711.54</b>

30-2-2020



# CROSS RIVER STATE CHART OF ACCOUNT 2020

## ECONOMIC

### 022200900100 CPC CRS CONSUMER PROTECTION DEPARTMENT

Fund	Administrative	Programme	Func	Geo	Economic	Description	Approved Budget 2020	Approved Provision 2019	Actual Rev./Exp. Jan -Aug 2019
<b>OVERHEAD COST</b>							<b>1,000,000.00</b>	<b>0.00</b>	<b>0.00</b>
<b>22020100 TRAVEL AND TRANSPORT - GENERAL</b>							<b>500,000.00</b>	<b>0.00</b>	<b>0.00</b>
02101	022200900100	0000000000000000	00000	50910899	22020101	Local Travel and Transport	500,000.00	0.00	0.00
<b>22020300 MATERIALS AND SUPPLIES - GENERAL</b>							<b>300,000.00</b>	<b>0.00</b>	<b>0.00</b>
02101	022200900100	0000000000000000	00000	50910899	22020316	Computer Materials And Supplies_22020316	100,000.00	0.00	0.00
02101	022200900100	0000000000000000	00000	50910899	22020315	Office Material And Supplies	200,000.00	0.00	0.00
<b>22020400 MAINTENANCE SERVICES - GENERAL</b>							<b>200,000.00</b>	<b>0.00</b>	<b>0.00</b>
02101	022200900100	0000000000000000	00000	50910899	22020401	Maintenance Of Motor Vehicle/Transport Equipment	200,000.00	0.00	0.00
<b>CONSOLIDATED REVENUE CHARGES</b>							<b>4,440,000.00</b>	<b>0.00</b>	<b>0.00</b>
02101	022200900100	0000000000000000	00000	50910899	21010103	Consolidated Revenue Fund Charge- Salaries	4,440,000.00	0.00	0.00

#### SUMMARY

<b>Recurrent Revenue</b>			
<b>Capital Receipts</b>			0.00
<b>TOTAL</b>			
<b>Personnel Cost</b>			0.00
<b>Overhead Cost</b>	1,000,000.00	0.00	0.00
<b>Consolidated Revenue Charges</b>	4,440,000.00	0.00	0.00
<b>SUB-TOTAL</b>	5,440,000.00	0.00	0.00
<b>Capital Expenditure</b>			
<b>TOTAL</b>	<b>5,440,000.00</b>	<b>0.00</b>	<b>0.00</b>

30-2020-5  
 CERTIFIED TRUE COPY




# CROSS RIVER STATE CHART OF ACCOUNT 2020

## ECONOMIC

### 022205100100 MEDA MICROFINANCE AND ENTERPRISE DEVELOPMENT AGENCY

Fund	Administrative	Programme	Functio	Geo	Economic	Description	Approved Budget 2020	Approved Provision 2019	Actual Rev./Exp. Jan -Aug 2019
<b>PERSONNEL COST</b>							<b>26,690,155.00</b>	<b>7,567,355.44</b>	<b>0.00</b>
<b>21010100 SALARIES AND WAGES</b>							<b>14,500,384.00</b>	<b>3,572,569.44</b>	<b>0.00</b>
02101	022205100100	0000000000000000	00000	50910899	21010101	Salary	14,500,384.00	3,572,569.44	0.00
<b>21020100 ALLOWANCES</b>							<b>12,189,771.00</b>	<b>3,994,786.00</b>	<b>0.00</b>
02101	022205100100	0000000000000000	00000	50910899	21020105	Rent	3,339,920.00	231,144.00	0.00
02101	022205100100	0000000000000000	00000	50910899	21020108	Domestic Servant	640,000.00	618,560.00	0.00
02101	022205100100	0000000000000000	00000	50910899	21020107	Utility	2,238,352.00	887,586.00	0.00
02101	022205100100	0000000000000000	00000	50910899	21020103	Leave Grant	1,171,200.00	557,344.00	0.00
02101	022205100100	0000000000000000	00000	50910899	21020135	Medical Allowance	966,367.00	537,288.00	0.00
02101	022205100100	0000000000000000	00000	50910899	21020106	Transport	2,933,932.00	219,060.00	0.00
02101	022205100100	0000000000000000	00000	50910899	21020109	Entertainment	900,000.00	745,804.00	0.00
02101	022205100100	0000000000000000	00000	50910899	21020125	Board Members' Allowances	0.00	198,000.00	0.00
<b>OVERHEAD COST</b>							<b>3,543,350.00</b>	<b>6,416,900.00</b>	<b>0.00</b>
<b>22020100 TRAVEL AND TRANSPORT - GENERAL</b>							<b>450,000.00</b>	<b>456,000.00</b>	<b>0.00</b>
02101	022205100100	0000000000000000	00000	50910899	22020101	Local Travel and Transport	450,000.00	456,000.00	0.00
<b>22020200 UTILITIES - GENERAL</b>							<b>27,000.00</b>	<b>262,000.00</b>	<b>0.00</b>
02101	022205100100	0000000000000000	00000	50910899	22020202	Telephone Charges	24,000.00	162,000.00	0.00
02101	022205100100	0000000000000000	00000	50910899	22020212	Mails, Courier, Diplomatic Mail	3,000.00	100,000.00	0.00
<b>22020300 MATERIALS AND SUPPLIES - GENERAL</b>							<b>425,350.00</b>	<b>512,000.00</b>	<b>0.00</b>
02101	022205100100	0000000000000000	00000	50910899	22020314	Other Material and Supplies	27,400.00	3,500.00	0.00
02101	022205100100	0000000000000000	00000	50910899	22020306	Printing Of Security Documents	25,000.00	125,000.00	0.00
02101	022205100100	0000000000000000	00000	50910899	22020315	Office Material And Supplies	107,950.00	13,500.00	0.00
02101	022205100100	0000000000000000	00000	50910899	22020305	Printing Of Non Security Documents	250,000.00	250,000.00	0.00
02101	022205100100	0000000000000000	00000	50910899	22020302	Books_22020302	15,000.00	120,000.00	0.00
<b>22020400 MAINTENANCE SERVICES - GENERAL</b>							<b>2,093,000.00</b>	<b>3,020,500.00</b>	<b>0.00</b>
02101	022205100100	0000000000000000	00000	50910899	22020405	Maintenance Of Plants/Generators	300,000.00	60,000.00	0.00
02101	022205100100	0000000000000000	00000	50910899	22020417	Maintenance Of Office Building	200,000.00	850,500.00	0.00
02101	022205100100	0000000000000000	00000	50910899	22020415	Maintenance Of Office Equipments	83,000.00	120,000.00	0.00
02101	022205100100	0000000000000000	00000	50910899	22020414	Maintenance Of Computer And It Equipments	500,000.00	510,000.00	0.00
02101	022205100100	0000000000000000	00000	50910899	22020406	Other Maintenance Services	300,000.00	300,000.00	0.00
02101	022205100100	0000000000000000	00000	50910899	22020402	Maintenance Of Office Furniture	10,000.00	180,000.00	0.00
02101	022205100100	0000000000000000	00000	50910899	22020401	Maintenance Of Motor Vehicle/Transport Equipment	700,000.00	1,000,000.00	0.00
<b>22020500 TRAINING - GENERAL</b>							<b>0.00</b>	<b>1,500,000.00</b>	<b>0.00</b>
02101	022205100100	0000000000000000	00000	50910899	22020502	International Training	0.00	1,500,000.00	0.00
<b>22020600 OTHER SERVICES - GENERAL</b>							<b>50,000.00</b>	<b>0.00</b>	<b>0.00</b>
02101	022205100100	0000000000000000	00000	50910899	22020639	Press And Public Relation/ Advertisement	40,000.00	0.00	0.00
02101	022205100100	0000000000000000	00000	50910899	22020635	Other Service	10,000.00	0.00	0.00
<b>22020900 FINANCIAL CHARGES - GENERAL</b>							<b>480,000.00</b>	<b>480,000.00</b>	<b>0.00</b>
02101	022205100100	0000000000000000	00000	50910899	22020901	Bank Charges (Other Than Interest)	480,000.00	480,000.00	0.00





# CROSS RIVER STATE CHART OF ACCOUNT 2020

## ECONOMIC

### 022205100100 MEDA MICROFINANCE AND ENTERPRISE DEVELOPMENT AGENCY

Fund	Administrative	Programme	Functic	Geo	Economic	Description	Approved Budget 2020	Approved Provision 2019	Actual Rev./Exp. Jan -Aug 2019
<b>22021000 MISCELLANEOUS EXPENSES GENERAL</b>							<b>18,000.00</b>	<b>186,400.00</b>	<b>0.00</b>
02101	022205100100	0000000000000000	00000	50910899	22021057	Entertainment at Meetings	18,000.00	2,400.00	0.00
02101	022205100100	0000000000000000	00000	50910899	22021047	Servicom	0.00	184,000.00	0.00
<b>CONSOLIDATED REVENUE CHARGES</b>							<b>4,936,840.00</b>	<b>5,069,773.00</b>	<b>0.00</b>
02101	022205100100	0000000000000000	00000	50910899	21010103	Consolidated Revenue Fund Charge- Salaries	4,936,840.00	5,069,773.00	0.00
<b>CAPITAL EXPENDITURE</b>							<b>3,018,300,000.00</b>	<b>783,300,000.00</b>	
03101	022205100100	0990000000002408	70134	50910899	23050101	Entrepreneurship Development Centre	400,000,000.00	50,000,000.00	
03101	022205100100	0990000000002412	70131	50910899	23050115	Management Retreat	1,500,000.00	1,500,000.00	
03101	022205100100	0990000000002404	70112	50910899	23050101	Vocational Skill funding	6,000,000.00	6,000,000.00	
03101	022205100100	0990000000002417	70110	50910899	32020101	Establishment of State microfinance Bank			
03101	022205100100	0990000000002405	70134	50910899	23050101	Website Development/Management			
03101	022205100100	0990000000002406	70134	50910899	23050109	Ayade Business Connect	0.00	100,000,000.00	
03101	022205100100	0990000000002401	70131	50910899	23050105	Consultancy/Management of the MCF Scheme	4,000,000.00	4,000,000.00	
03101	022205100100	0990000000002402	70110	50910899	23050110	Support to Existing Techonology Incubation Centre in Calabar	3,000,000.00	3,000,000.00	
03101	022205100100	0990000000002403	70111	50910899	23050110	Programme Impact Assessment	3,000,000.00	3,000,000.00	
03101	022205100100	0990000000002409	70122	50910899	32030107	Support to CBN EDC /Industrialization Support	0.00	3,000,000.00	
03101	022205100100	0990000000002411	70131	50910899	23050108	Rural Enterprise Programme /Venture Capital Support	1,000,000,000.00	300,000,000.00	
03101	022205100100	0990000000007001	70110	50910899	32020101	Establishment of Micro Finance Bank	250,000,000.00	250,000,000.00	
03101	022205100100	0990000000002413	70131	50910899	23050115	Poverty Alleviation Programme ( A - Power)	200,000,000.00	10,000,000.00	
03101	022205100100	0990000000002414	70133	50910899	23050109	Enterprise Clubs in Schools /New Business Support (Small and Medium)	600,000,000.00	20,000,000.00	
03101	022205100100	0990000000002415	70133	50910899	23010113	Purchase of 4 No of Laptop Computers	800,000.00	800,000.00	
03101	022205100100	0990000000002416	70133	50910899	23010108	Establishment of Bus.Incubation Centres /EPZ	250,000,000.00	30,000,000.00	
03101	022205100100	0990000000002410	70491	50910899	23050110	Economic Livelihood Support Programme	300,000,000.00	2,000,000.00	
03101	022205100100	0990000000002407	70134	50910899	23050109	Business Connects (Ayade's Connects)			

#### SUMMARY

##### Recurrent Revenue

##### Capital Receipts

0.00

##### TOTAL

##### Personnel Cost

26,690,155.00

7,567,355.44

0.00

##### Overhead Cost

3,543,350.00

6,416,900.00

0.00

##### Consolidated Revenue Charges

4,936,840.00

5,069,773.00

0.00

##### SUB-TOTAL

35,170,345.00

19,054,028.44

0.00

##### Capital Expenditure

3,018,300,000.00

783,300,000.00

##### TOTAL

**3,053,470,345.00**

**802,354,028.44**

**0.00**





# CROSS RIVER STATE CHART OF ACCOUNT 2020

## ECONOMIC

### 022205600100 CRSSAA STATE SIGNAGE AND ADVERTISEMENT AGENCY

Fund	Administrative	Programme	Func	Geo	Economic	Description	Approved Budget 2020	Approved Provision 2019	Actual Rev./Exp. Jan -Aug 2019
<b>RECURRENT REVENUE</b>							<b>120,000,000.00</b>	<b>125,000,000.00</b>	<b>0.00</b>
<b>12020600 SALES - GENERAL</b>							<b>2,000,000.00</b>	<b>2,000,000.00</b>	<b>0.00</b>
02101	022205600100	0000000000000000	00000	50910899	12020616	Sales Of Forms	2,000,000.00	2,000,000.00	0.00
<b>12022000 FEES - GENERAL (CONT.)</b>							<b>73,000,000.00</b>	<b>75,000,000.00</b>	<b>0.00</b>
02101	022205600100	0000000000000000	00000	50910899	12022279	Yearly Renewal	70,000,000.00	70,000,000.00	0.00
02101	022205600100	0000000000000000	00000	50910899	12022280	Fines from Defaulters_12022280	3,000,000.00	5,000,000.00	0.00
<b>12024000 EARNINGS - GENERAL</b>							<b>40,000,000.00</b>	<b>40,000,000.00</b>	<b>0.00</b>
02101	022205600100	0000000000000000	00000	50910899	12024108	Earnings from New Billboard, Banners etc	40,000,000.00	40,000,000.00	0.00
<b>14070100 EXTRAORDINARY ITEMS_14070100</b>							<b>5,000,000.00</b>	<b>8,000,000.00</b>	<b>0.00</b>
02101	022205600100	0000000000000000	00000	50910899	14070125	Revenue From Other Sources	5,000,000.00	8,000,000.00	0.00
<b>PERSONNEL COST</b>							<b>15,293,838.82</b>	<b>9,511,476.44</b>	<b>0.00</b>
<b>21010100 SALARIES AND WAGES</b>							<b>11,146,039.98</b>	<b>5,214,626.92</b>	<b>0.00</b>
02101	022205600100	0000000000000000	00000	50910899	21010105	Provision For Promotion	6,554,828.54	0.00	0.00
02101	022205600100	0000000000000000	00000	50910899	21010101	Salary	4,591,211.44	5,214,626.92	0.00
<b>21020100 ALLOWANCES</b>							<b>4,147,798.84</b>	<b>4,296,849.52</b>	<b>0.00</b>
02101	022205600100	0000000000000000	00000	50910899	21020105	Rent	2,295,611.16	2,204,541.40	0.00
02101	022205600100	0000000000000000	00000	50910899	21020103	Leave Grant	459,127.60	395,904.16	0.00
02101	022205600100	0000000000000000	00000	50910899	21020107	Utility	79,339.20	135,027.60	0.00
02101	022205600100	0000000000000000	00000	50910899	21020106	Transport	581,433.60	638,770.08	0.00
02101	022205600100	0000000000000000	00000	50910899	21020104	Meal Subsidy_21020104	132,264.00	125,065.20	0.00
02101	022205600100	0000000000000000	00000	50910899	21020108	Domestic Servant	588,623.28	208,917.80	0.00
02101	022205600100	0000000000000000	00000	50910899	21020109	Entertainment	11,400.00	588,623.28	0.00
<b>OVERHEAD COST</b>							<b>6,665,500.00</b>	<b>10,249,660.00</b>	<b>0.00</b>
<b>22020100 TRAVEL AND TRANSPORT - GENERAL</b>							<b>2,060,660.00</b>	<b>2,600,000.00</b>	<b>0.00</b>
02101	022205600100	0000000000000000	00000	50910899	22020107	Oversea Travel and Transport	460,660.00	500,000.00	0.00
02101	022205600100	0000000000000000	00000	50910899	22020102	Local Travel and Transport	1,600,000.00	2,100,000.00	0.00
<b>22020200 UTILITIES - GENERAL</b>							<b>600,000.00</b>	<b>839,660.00</b>	<b>0.00</b>
02101	022205600100	0000000000000000	00000	50910899	22020202	Telephone Charges	100,000.00	187,500.00	0.00
02101	022205600100	0000000000000000	00000	50910899	22020212	Mails, Courier, Diplomatic Mail	500,000.00	652,160.00	0.00
<b>22020300 MATERIALS AND SUPPLIES - GENERAL</b>							<b>1,418,500.00</b>	<b>2,299,000.00</b>	<b>0.00</b>
02101	022205600100	0000000000000000	00000	50910899	22020305	Printing Of Non Security Documents	53,000.00	57,000.00	0.00
02101	022205600100	0000000000000000	00000	50910899	22020306	Printing Of Security Documents	100,000.00	274,500.00	0.00
02101	022205600100	0000000000000000	00000	50910899	22020315	Office Material And Supplies	765,500.00	715,500.00	0.00
02101	022205600100	0000000000000000	00000	50910899	22020316	Computer Materials And Supplies_22020316	500,000.00	1,252,000.00	0.00
<b>22020400 MAINTENANCE SERVICES - GENERAL</b>							<b>910,000.00</b>	<b>1,320,000.00</b>	<b>0.00</b>
02101	022205600100	0000000000000000	00000	50910899	22020414	Maintenance Of Computer And It Equipments	215,000.00	215,000.00	0.00
02101	022205600100	0000000000000000	00000	50910899	22020401	Maintenance Of Motor Vehicle/Transport Equipment	200,000.00	610,000.00	0.00
02101	022205600100	0000000000000000	00000	50910899	22020415	Maintenance Of Office Equipments	220,000.00	220,000.00	0.00
02101	022205600100	0000000000000000	00000	50910899	22020402	Maintenance Of Office Furniture	200,000.00	200,000.00	0.00

30-2-2020



# CROSS RIVER STATE CHART OF ACCOUNT 2020

## ECONOMIC

### 022205600100 CRSSAA STATE SIGNAGE AND ADVERTISEMENT AGENCY

Fund	Administrative	Programme	Func	Geo	Economic	Description	Approved Budget 2020	Approved Provision 2019	Actual Rev./Exp. Jan -Aug 2019
02101	022205600100	0000000000000000	00000	50910899	22020405	Maintenance Of Plants/Generators	75,000.00	75,000.00	0.00
<b>22020600 OTHER SERVICES - GENERAL</b>							<b>1,170,000.00</b>	<b>1,170,000.00</b>	<b>0.00</b>
02101	022205600100	0000000000000000	00000	50910899	22020601	Security Services	810,000.00	810,000.00	0.00
02101	022205600100	0000000000000000	00000	50910899	22020635	Other Service	360,000.00	360,000.00	0.00
<b>22020900 FINANCIAL CHARGES - GENERAL</b>							<b>50,000.00</b>	<b>150,000.00</b>	<b>0.00</b>
02101	022205600100	0000000000000000	00000	50910899	22020901	Bank Charges (Other Than Interest)	50,000.00	150,000.00	0.00
<b>22021000 MISCELLANEOUS EXPENSES GENERAL</b>							<b>456,340.00</b>	<b>1,871,000.00</b>	<b>0.00</b>
02101	022205600100	0000000000000000	00000	50910899	22021057	Entertainment at Meetings	456,340.00	1,871,000.00	0.00
<b>CONSOLIDATED REVENUE CHARGES</b>							<b>12,877,377.44</b>	<b>12,877,377.44</b>	<b>0.00</b>
02101	022205600100	0000000000000000	00000	50910899	21010103	Consolidated Revenue Fund Charge- Salaries	12,877,377.44	12,877,377.44	0.00
<b>CAPITAL EXPENDITURE</b>							<b>68,000,000.00</b>	<b>68,000,000.00</b>	
03101	022205600100	0990000000005205	70133	50910899	32030106	Establishment of Website			
03101	022205600100	0990000000005211	70110	50910899	32030107	Collaboration with CRGIS to Establish Database	6,000,000.00	2,000,000.00	
03101	022205600100	0990000000005203	70161	50910899	32030108	Graft, Calabar Guideline HOB			
03101	022205600100	0990000000005201	70133	50910899	23020101	Calabar Corporate Communication Ltd Project			
03101	022205600100	0990000000005212	70110	50910899	23050101	Collaboration with Other Relevant Bodies in Signage Sector	2,000,000.00	2,000,000.00	
03101	022205600100	0990000000005208	70110	50910899	23050101	Prepare Regulatory Guideline on the Enforcement of the Signage / Outdoor	5,000,000.00	5,000,000.00	
03101	022205600100	0990000000005209	70110	50910899	32030109	Public Enlightenment Campaign	1,000,000.00	1,000,000.00	
03101	022205600100	0990000000005207	70122	50910899	23050101	Engagement of Consultant as Technical Partner	5,000,000.00	5,000,000.00	
03101	022205600100	0990000000005206	70131	50910899	23050101	Recruitment and Training of Personnel	2,000,000.00	5,000,000.00	
03101	022205600100	0990000000005204	70132	50910899	32030106	Effective Monitoring of Signage Installation and other Outdoor	4,000,000.00	4,000,000.00	
03101	022205600100	0990000000005202	70133	50910899	23020101	Provision of Directional Signs	2,000,000.00	3,000,000.00	
03101	022205600100	0990000000005210	70133	50910899	23010112	Rent of Office Accommodation	12,000,000.00	12,000,000.00	
03101	022205600100	0990000000005213	70131	50910899	23050101	Training and Capacity building	29,000,000.00	29,000,000.00	

#### SUMMARY

<b>Recurrent Revenue</b>	120,000,000.00	125,000,000.00	0.00
<b>Capital Receipts</b>			0.00
<b>TOTAL</b>	<b>120,000,000.00</b>	<b>125,000,000.00</b>	<b>0.00</b>
<b>Personnel Cost</b>	15,293,838.82	9,511,476.44	0.00
<b>Overhead Cost</b>	6,665,500.00	10,249,660.00	0.00
<b>Consolidated Revenue Charges</b>	12,877,377.44	12,877,377.44	0.00
<b>SUB-TOTAL</b>	34,836,716.26	32,638,513.88	0.00
<b>Capital Expenditure</b>	68,000,000.00	68,000,000.00	
<b>TOTAL</b>	<b>102,836,716.26</b>	<b>100,638,513.88</b>	<b>0.00</b>








# CROSS RIVER STATE CHART OF ACCOUNT 2020

## ECONOMIC

### 022900100100 MTMS MINISTRY OF TRANSPORT AND MARINE SERVICES

Fund	Administrative	Programme	Func	Geo	Economic	Description	Approved Budget 2020	Approved Provision 2019	Actual Rev./Exp. Jan -Aug 2019
<b>RECURRENT REVENUE</b>							<b>0.00</b>	<b>200,000.00</b>	<b>0.00</b>
<b>12023000 SALES GENERAL (CONT.)</b>							<b>0.00</b>	<b>200,000.00</b>	<b>0.00</b>
02101	022900100100	0000000000000000	00000	50910899	12023103	Advertisement and Publications	0.00	200,000.00	0.00
<b>PERSONNEL COST</b>							<b>10,165,464.09</b>	<b>8,778,665.01</b>	<b>3,524,176.00</b>
<b>21010100 SALARIES AND WAGES</b>							<b>4,572,726.00</b>	<b>3,186,426.96</b>	<b>2,108,458.00</b>
02101	022900100100	0000000000000000	00000	50910899	21010101	Salary	4,572,726.00	3,186,426.96	2,108,458.00
<b>21020100 ALLOWANCES</b>							<b>5,592,738.09</b>	<b>5,592,238.05</b>	<b>1,415,718.00</b>
02101	022900100100	0000000000000000	00000	50910899	21020109	Entertainment	45,600.00	45,600.00	22,128.00
02101	022900100100	0000000000000000	00000	50910899	21020105	Rent	2,313,022.26	2,313,022.26	812,840.00
02101	022900100100	0000000000000000	00000	50910899	21020108	Domestic Servant	1,765,870.84	1,765,870.84	205,084.00
02101	022900100100	0000000000000000	00000	50910899	21020104	Meal Subsidy_21020104	168,448.80	168,448.80	29,200.00
02101	022900100100	0000000000000000	00000	50910899	21020103	Leave Grant	457,272.63	457,272.63	104,748.00
02101	022900100100	0000000000000000	00000	50910899	21020107	Utility	101,560.80	101,060.00	29,016.00
02101	022900100100	0000000000000000	00000	50910899	21020106	Transport	740,962.76	740,963.52	212,702.00
<b>OVERHEAD COST</b>							<b>16,019,284.00</b>	<b>16,023,284.00</b>	<b>500,000.00</b>
<b>22020100 TRAVEL AND TRANSPORT - GENERAL</b>							<b>7,890,000.00</b>	<b>7,890,000.00</b>	<b>200,000.00</b>
02101	022900100100	0000000000000000	00000	50910899	22020102	Local Travel and Transport	890,000.00	890,000.00	0.00
02101	022900100100	0000000000000000	00000	50910899	22020104	International Travel and Transport	2,000,000.00	2,000,000.00	0.00
02101	022900100100	0000000000000000	00000	50910899	22020101	Local Travel and Transport	5,000,000.00	5,000,000.00	200,000.00
<b>22020200 UTILITIES - GENERAL</b>							<b>354,000.00</b>	<b>354,000.00</b>	<b>0.00</b>
02101	022900100100	0000000000000000	00000	50910899	22020212	Mails, Courier, Diplomatic Mail	27,000.00	27,000.00	0.00
02101	022900100100	0000000000000000	00000	50910899	22020206	Sewage Charges	100,000.00	100,000.00	0.00
02101	022900100100	0000000000000000	00000	50910899	22020205	Water Rates_22020205	40,000.00	40,000.00	0.00
02101	022900100100	0000000000000000	00000	50910899	22020203	Internet Access Charges	160,000.00	160,000.00	0.00
02101	022900100100	0000000000000000	00000	50910899	22020202	Telephone Charges	27,000.00	27,000.00	0.00
<b>22020300 MATERIALS AND SUPPLIES - GENERAL</b>							<b>1,163,500.00</b>	<b>1,163,500.00</b>	<b>100,000.00</b>
02101	022900100100	0000000000000000	00000	50910899	22020315	Office Material And Supplies	1,003,500.00	1,003,500.00	100,000.00
02101	022900100100	0000000000000000	00000	50910899	22020305	Printing Of Non Security Documents	160,000.00	160,000.00	0.00
<b>22020400 MAINTENANCE SERVICES - GENERAL</b>							<b>5,281,784.00</b>	<b>5,285,784.00</b>	<b>200,000.00</b>
02101	022900100100	0000000000000000	00000	50910899	22020405	Maintenance Of Plants/Generators	1,672,250.00	1,672,250.00	0.00
02101	022900100100	0000000000000000	00000	50910899	22020402	Maintenance Of Office Furniture	824,004.00	824,004.00	0.00
02101	022900100100	0000000000000000	00000	50910899	22020414	Maintenance Of Computer And It Equipments	834,280.00	838,280.00	0.00
02101	022900100100	0000000000000000	00000	50910899	22020404	Maintenance Of Office / It Equipments	764,530.00	764,530.00	0.00
02101	022900100100	0000000000000000	00000	50910899	22020401	Maintenance Of Motor Vehicle/Transport Equipment	1,186,720.00	1,186,720.00	200,000.00
<b>22020900 FINANCIAL CHARGES - GENERAL</b>							<b>200,000.00</b>	<b>200,000.00</b>	<b>0.00</b>
02101	022900100100	0000000000000000	00000	50910899	22020901	Bank Charges (Other Than Interest)	200,000.00	200,000.00	0.00
<b>22021000 MISCELLANEOUS EXPENSES GENERAL</b>							<b>1,130,000.00</b>	<b>1,130,000.00</b>	<b>0.00</b>
02101	022900100100	0000000000000000	00000	50910899	22021047	Servicom	300,000.00	300,000.00	0.00
02101	022900100100	0000000000000000	00000	50910899	22021057	Entertainment at Meetings	630,000.00	630,000.00	0.00







# CROSS RIVER STATE CHART OF ACCOUNT 2020

## ECONOMIC

### 022900100100 MTMS MINISTRY OF TRANSPORT AND MARINE SERVICES

Fund	Administrative	Programme	Func	Geo	Economic	Description	Approved Budget 2020	Approved Provision 2019	Actual Rev./Exp. Jan -Aug 2019
02101	022900100100	0000000000000000	00000	50910899	22021003	Publicity and Advertisements	200,000.00	200,000.00	0.00
<b>CONSOLIDATED REVENUE CHARGES</b>							<b>10,484,737.44</b>	<b>10,484,737.44</b>	<b>0.00</b>
02101	022900100100	0000000000000000	00000	50910899	21010103	Consolidated Revenue Fund Charge- Salaries	10,484,737.44	10,484,737.44	0.00
<b>CAPITAL EXPENDITURE</b>							<b>43,976,809,000.00</b>	<b>2,693,968,627.50</b>	
03101	022900100100	0990000000004814	70452	50910899	23030115	Canalization with Water stop in 18 LGAs	2,000,000,000.00		
03101	022900100100	0990000000029710	70452	50910899	32010202	Fabrication of Pontoons	2,000,000,000.00	10,000,000.00	
03101	022900100100	9900000000030572	70961	50910899	23050101	Open Air Transit Train from Obudu to Ranch	5,000,000,000.00		
03101	022900100100	9900000000030573	70961	50910899	23050101	Resuscitation of Cross line Transport through Buying of Buses	4,000,000,000.00		
03101	022900100100	0990000000029707	70133	50910899	23050105	Attendance to Oil Spillage Problems	500,000,000.00	2,987,302.50	
03101	022900100100	0990000000004815	70452	50910899	23020105	M & E Review implementation / work plan moni	1,650,000.00		
03101	022900100100	0990000000004817	70133	50910899	23010109	Jetty at Portside/Marina /Calas Vegas	650,000,000.00		
03101	022900100100	0990000000004820	70452	50910899	23010109	Purchase of Speed Boat/ Small Fishing boat in Bakassi	850,000,000.00		
03101	022900100100	0990000000004818	70133	50910899	23010102	Rent of Office Accomodation	2,475,000.00		
03101	022900100100	0990000000004809	70423	50910899	32010202	Dredging and Reclamation for Internatioal Fish Markek	1,000,000,000.00		
03101	022900100100	09900000000029701	70452	50910899	23010137	Procurement of Ferry Sea Boat	5,000,000,000.00	500,000.00	
03101	022900100100	0990000000018530	70452	50910899	23030115	Calabar Seaport Clearing	2,662,684,000.00	2,662,684,000.00	
03101	022900100100	0990000000029706	70452	50910899	23030115	Obudu-Calabar Water Way Project	2,000,000,000.00	2,000,000.00	
03101	022900100100	0990000000029705	70133	50910899	23030115	Marines Environmental Sanitation	1,000,000,000.00	5,000,000.00	
03101	022900100100	0990000000004819	70451	50910899	23010109	Construction of 5No Ultra Modern Park	0.00		
03101	022900100100	0990000000029703	70452	50910899	23030115	Wharf Landing	2,000,000,000.00	4,407,325.00	
03101	022900100100	0990000000029702	70133	50910899	23030115	Waterfront Services	5,000,000,000.00	1,000,000.00	
03101	022900100100	0990000000004813	70452	50910899	32020208	Water Rout for Produce and Solid minieral Evacuation in 17 LGAs to Bakassi	4,000,000,000.00		
03101	022900100100	0990000000004806	70133	50910899	23010112	Purchase of Furniture	2,000,000.00		
03101	022900100100	0990000000004801	70131	50910899	23050101	Technical Consultancy and Other Consultancy	6,000,000.00		
03101	022900100100	0990000000029704	70133	50910899	23030115	Marine Safety	1,000,000,000.00	2,000,000.00	
03101	022900100100	0990000000004807	70133	50910899	23010139	Purchase of Furniture and Equipment	2,000,000.00		
03101	022900100100	0990000000029709	70452	50910899	23050114	Ship/Boat Training Programme	300,000,000.00	390,000.00	

30-2-2020



**CROSS RIVER STATE CHART OF ACCOUNT 2020**

**ECONOMIC**

**022900100100 MTMS MINISTRY OF TRANSPORT AND MARINE SERVICES**

<u>Fund</u>	<u>Administrative</u>	<u>Programme</u>	<u>Functic</u>	<u>Geo</u>	<u>Economic</u>	<u>Description</u>	<u>Approved Budget 2020</u>	<u>Approved Provision 2019</u>	<u>Actual Rev./Exp.</u> <u>Jan -Aug 2019</u>
<b>SUMMARY</b>									
						<b>Recurrent Revenue</b>	0	200,000.00	0.00
						<b>Capital Receipts</b>			0.00
						<b>TOTAL</b>	<b>0.00</b>	<b>200,000.00</b>	<b>0.00</b>
						<b>Personnel Cost</b>	10,165,464.09	8,778,665.01	3,524,176.00
						<b>Overhead Cost</b>	16,019,284.00	16,023,284.00	500,000.00
						<b>Consolidated Revenue Charges</b>	10,484,737.44	10,484,737.44	0.00
						<b>SUB-TOTAL</b>	36,669,485.53	35,286,686.45	4,024,176.00
						<b>Capital Expenditure</b>	43,976,809,000.00	2,693,968,627.50	
						<b>TOTAL</b>	<b>44,013,478,485.53</b>	<b>2,729,255,313.95</b>	<b>4,024,176.00</b>

30-2-2020




# CROSS RIVER STATE CHART OF ACCOUNT 2020

## ECONOMIC

### 022900100400 IPD INVESTMENT PROMOTION DEPARTMENT

Fund	Administrative	Programme	Funcit	Geo	Economic	Description	Approved Budget 2020	Approved Provision 2019	Actual Rev./Exp. Jan -Aug 2019
<b>PERSONNEL COST</b>							<b>6,739,022.00</b>	<b>5,188,481.00</b>	<b>0.00</b>
<b>21010100 SALARIES AND WAGES</b>							<b>3,429,376.00</b>	<b>2,889,886.00</b>	<b>0.00</b>
02101	022900100400	0000000000000000	00000	50910899	21010101	Salary	3,429,376.00	2,889,886.00	0.00
<b>21020100 ALLOWANCES</b>							<b>3,309,646.00</b>	<b>2,298,595.00</b>	<b>0.00</b>
02101	022900100400	0000000000000000	00000	50910899	21020103	Leave Grant	350,838.00	286,467.00	0.00
02101	022900100400	0000000000000000	00000	50910899	21020108	Domestic Servant	588,623.00	0.00	0.00
02101	022900100400	0000000000000000	00000	50910899	21020107	Utility	64,412.00	49,519.00	0.00
02101	022900100400	0000000000000000	00000	50910899	21020106	Transport	472,357.00	421,803.00	0.00
02101	022900100400	0000000000000000	00000	50910899	21020105	Rent	1,714,663.00	1,444,942.00	0.00
02101	022900100400	0000000000000000	00000	50910899	21020104	Meal Subsidy_21020104	107,353.00	95,864.00	0.00
02101	022900100400	0000000000000000	00000	50910899	21020109	Entertainment	11,400.00	0.00	0.00
<b>OVERHEAD COST</b>							<b>12,000,000.00</b>	<b>0.00</b>	<b>0.00</b>
<b>22020100 TRAVEL AND TRANSPORT - GENERAL</b>							<b>5,000,000.00</b>	<b>0.00</b>	<b>0.00</b>
02101	022900100400	0000000000000000	00000	50910899	22020102	Local Travel and Transport	5,000,000.00	0.00	0.00
<b>22020200 UTILITIES - GENERAL</b>							<b>400,000.00</b>	<b>0.00</b>	<b>0.00</b>
02101	022900100400	0000000000000000	00000	50910899	22020202	Telephone Charges	200,000.00	0.00	0.00
02101	022900100400	0000000000000000	00000	50910899	22020201	Electricity Charges	200,000.00	0.00	0.00
<b>22020300 MATERIALS AND SUPPLIES - GENERAL</b>							<b>1,600,000.00</b>	<b>0.00</b>	<b>0.00</b>
02101	022900100400	0000000000000000	00000	50910899	22020305	Printing Of Non Security Documents	400,000.00	0.00	0.00
02101	022900100400	0000000000000000	00000	50910899	22020316	Computer Materials And Supplies_22020316	400,000.00	0.00	0.00
02101	022900100400	0000000000000000	00000	50910899	22020315	Office Material And Supplies	400,000.00	0.00	0.00
02101	022900100400	0000000000000000	00000	50910899	22020314	Other Material and Supplies	400,000.00	0.00	0.00
<b>22020400 MAINTENANCE SERVICES - GENERAL</b>							<b>3,000,000.00</b>	<b>0.00</b>	<b>0.00</b>
02101	022900100400	0000000000000000	00000	50910899	22020405	Maintenance Of Plants/Generators	400,000.00	0.00	0.00
02101	022900100400	0000000000000000	00000	50910899	22020414	Maintenance Of Computer And It Equipments	400,000.00	0.00	0.00
02101	022900100400	0000000000000000	00000	50910899	22020415	Maintenance Of Office Equipments	500,000.00	0.00	0.00
02101	022900100400	0000000000000000	00000	50910899	22020417	Maintenance Of Office Building	600,000.00	0.00	0.00
02101	022900100400	0000000000000000	00000	50910899	22020420	Maintenance -Others Infrastructure (diesel)	300,000.00	0.00	0.00
02101	022900100400	0000000000000000	00000	50910899	22020402	Maintenance Of Office Furniture	200,000.00	0.00	0.00
02101	022900100400	0000000000000000	00000	50910899	22020401	Maintenance Of Motor Vehicle/Transport Equipment	600,000.00	0.00	0.00
<b>22020500 TRAINING - GENERAL</b>							<b>2,000,000.00</b>	<b>0.00</b>	<b>0.00</b>
02101	022900100400	0000000000000000	00000	50910899	22020501	Local Training	2,000,000.00	0.00	0.00
<b>CONSOLIDATED REVENUE CHARGES</b>							<b>51,048,081.00</b>	<b>5,431,908.00</b>	<b>0.00</b>
02101	022900100400	0000000000000000	00000	50910899	21010103	Consolidated Revenue Fund Charge- Salaries	51,048,081.00	5,431,908.00	0.00
<b>CAPITAL EXPENDITURE</b>							<b>552,000,000.00</b>	<b>187,000,000.00</b>	
03101	022900100400	009900000029524	70161	50910899	32020104	Updating of CRS Investment Brochure and Documentary	5,000,000.00	5,000,000.00	
03101	022900100400	009900000029522	70131	50910899	23050101	Consultacy for Development of Policy/Incentives Framework	2,000,000.00	2,000,000.00	
03101	022900100400	009900000029519	70161	50910899	32020104	Investment/Business Entry Facilitation	100,000,000.00	10,000,000.00	





# CROSS RIVER STATE CHART OF ACCOUNT 2020

## ECONOMIC

### 022900100400 IPD INVESTMENT PROMOTION DEPARTMENT

<u>Fund</u>	<u>Administrative</u>	<u>Programme</u>	<u>Functic</u>	<u>Geo</u>	<u>Economic</u>	<u>Description</u>	<u>Approved Budget 2020</u>	<u>Approved Provision 2019</u>	<u>Actual Rev./Exp.</u> <u>Jan -Aug 2019</u>
03101	022900100400	009900000029520	70411	50910899	23050114	Cross River Economic Summit	100,000,000.00	25,000,000.00	
03101	022900100400	009900000029521	70131	50910899	23050101	Consultacy /Management of Website	5,000,000.00	3,000,000.00	
03101	022900100400	009900000029523	70122	50910899	32020104	Logistic for Replacement of Investor Materials in Foreign Missions	200,000,000.00	2,000,000.00	
03101	022900100400	009900000029509	70961	50910899	23050101	Setting up of Auto mechanic School	100,000,000.00	100,000,000.00	
03101	022900100400	009900000029510	70133	50910899	23010112	Purchase of furnitre for new Officers	5,000,000.00	5,000,000.00	
03101	022900100400	009900000029526	70472	50910899	32050101	Setup of Cally Metro Offices	20,000,000.00	20,000,000.00	
03101	022900100400	009900000029525	70161	50910899	32020103	Support to Investors	15,000,000.00	15,000,000.00	

#### SUMMARY

<b>Recurrent Revenue</b>	0		0.00
<b>Capital Receipts</b>			0.00
<b>TOTAL</b>	<b>0.00</b>		<b>0.00</b>
<b>Personnel Cost</b>	6,739,022.00	5,188,481.00	0.00
<b>Overhead Cost</b>	12,000,000.00	0.00	0.00
<b>Consolidated Revenue Charges</b>	51,048,081.00	5,431,908.00	0.00
<b>SUB-TOTAL</b>	<b>69,787,103.00</b>	<b>10,620,389.00</b>	<b>0.00</b>
<b>Capital Expenditure</b>	552,000,000.00	187,000,000.00	
<b>TOTAL</b>	<b>621,787,103.00</b>	<b>197,620,389.00</b>	<b>0.00</b>

30-2-2020  
**CERTIFIED TRUE COPY**




**CROSS RIVER STATE CHART OF ACCOUNT 2020**

**ECONOMIC**

**022905300100 DOPT DEPARTMENT OF PUBLIC TRANSPORTATION**

Fund	Administrative	Programme	Func	Geo	Economic	Description	Approved Budget 2020	Approved Provision 2019	Actual Rev./Exp. Jan -Aug 2019
<b>RECURRENT REVENUE</b>							<b>105,386,674.00</b>	<b>175,871,453.00</b>	<b>0.00</b>
<b>12020100 LICENCES - GENERAL</b>							<b>35,000,000.00</b>	<b>102,484,779.00</b>	<b>0.00</b>
02101	022905300100	0000000000000000	00000	50910899	12020151	Operator Licences	20,000,000.00	20,000,000.00	0.00
02101	022905300100	0000000000000000	00000	50910899	12020131	Motor Vehicle Licences	0.00	67,484,779.00	0.00
02101	022905300100	0000000000000000	00000	50910899	12020132	Drivers' Licences	15,000,000.00	15,000,000.00	0.00
<b>12020500 FINES - GENERAL</b>							<b>30,000,000.00</b>	<b>30,000,000.00</b>	<b>0.00</b>
02101	022905300100	0000000000000000	00000	50910899	12020552	Penalties	30,000,000.00	30,000,000.00	0.00
<b>12020600 SALES - GENERAL</b>							<b>15,900,000.00</b>	<b>18,900,000.00</b>	<b>0.00</b>
02101	022905300100	0000000000000000	00000	50910899	12020637	Proceed From Vehicle Hauling Licenses	6,000,000.00	6,000,000.00	0.00
02101	022905300100	0000000000000000	00000	50910899	12020634	Sale Of Dopt Daily Tickets	0.00	3,000,000.00	0.00
02101	022905300100	0000000000000000	00000	50910899	12020639	Sale Of Paid Parking Tickets	3,000,000.00	3,000,000.00	0.00
02101	022905300100	0000000000000000	00000	50910899	12020638	Sale Of Parking Permits	2,400,000.00	2,400,000.00	0.00
02101	022905300100	0000000000000000	00000	50910899	12020636	Sale Of Dopt Interstate Tickets	3,000,000.00	3,000,000.00	0.00
02101	022905300100	0000000000000000	00000	50910899	12020633	Sale Of Mot Papers	1,500,000.00	1,500,000.00	0.00
<b>12022000 FEES - GENERAL (CONT.)</b>							<b>24,486,674.00</b>	<b>24,486,674.00</b>	<b>0.00</b>
02101	022905300100	0000000000000000	00000	50910899	12022150	Fees on Expired Road Worthines	15,847,516.00	15,847,516.00	0.00
02101	022905300100	0000000000000000	00000	50910899	12022267	Traffic Offence	2,000,000.00	2,000,000.00	0.00
02101	022905300100	0000000000000000	00000	50910899	12022149	Motor Traffic Examination Fees	6,639,158.00	6,639,158.00	0.00
<b>PERSONNEL COST</b>							<b>134,127,525.00</b>	<b>132,751,538.00</b>	<b>0.00</b>
<b>21010100 SALARIES AND WAGES</b>							<b>69,787,555.00</b>	<b>68,154,325.00</b>	<b>0.00</b>
02101	022905300100	0000000000000000	00000	50910899	21010101	Salary	69,787,555.00	68,154,325.00	0.00
<b>21020100 ALLOWANCES</b>							<b>64,339,970.00</b>	<b>64,597,213.00</b>	<b>0.00</b>
02101	022905300100	0000000000000000	00000	50910899	21020105	Rent	35,396,050.00	35,098,550.00	0.00
02101	022905300100	0000000000000000	00000	50910899	21020103	Leave Grant	7,043,202.00	6,979,879.00	0.00
02101	022905300100	0000000000000000	00000	50910899	21020136	Non Pay Roll Allowance	4,212,000.00	4,212,000.00	0.00
02101	022905300100	0000000000000000	00000	50910899	21020109	Entertainment	34,200.00	45,600.00	0.00
02101	022905300100	0000000000000000	00000	50910899	21020108	Domestic Servant	1,765,870.00	2,354,494.00	0.00
02101	022905300100	0000000000000000	00000	50910899	21020106	Transport	11,761,218.00	11,780,849.00	0.00
02101	022905300100	0000000000000000	00000	50910899	21020104	Meal Subsidy_21020104	2,570,800.00	2,569,807.00	0.00
02101	022905300100	0000000000000000	00000	50910899	21020107	Utility	1,556,630.00	1,556,034.00	0.00
<b>OVERHEAD COST</b>							<b>2,868,000.00</b>	<b>2,928,000.00</b>	<b>0.00</b>
<b>22020100 TRAVEL AND TRANSPORT - GENERAL</b>							<b>480,000.00</b>	<b>480,000.00</b>	<b>0.00</b>
02101	022905300100	0000000000000000	00000	50910899	22020101	Local Travel and Transport	480,000.00	480,000.00	0.00
<b>22020200 UTILITIES - GENERAL</b>							<b>340,000.00</b>	<b>400,000.00</b>	<b>0.00</b>
02101	022905300100	0000000000000000	00000	50910899	22020202	Telephone Charges	300,000.00	360,000.00	0.00
02101	022905300100	0000000000000000	00000	50910899	22020212	Mails, Courier, Diplomatic Mail	40,000.00	40,000.00	0.00
<b>22020300 MATERIALS AND SUPPLIES - GENERAL</b>							<b>920,000.00</b>	<b>920,000.00</b>	<b>0.00</b>
02101	022905300100	0000000000000000	00000	50910899	22020314	Other Material and Supplies	80,000.00	80,000.00	0.00
02101	022905300100	0000000000000000	00000	50910899	22020305	Printing Of Non Security Documents	240,000.00	240,000.00	0.00





# CROSS RIVER STATE CHART OF ACCOUNT 2020

## ECONOMIC

### 022905300100 DOPT DEPARTMENT OF PUBLIC TRANSPORTATION

Fund	Administrative	Programme	Functic	Geo	Economic	Description	Approved Budget 2020	Approved Provision 2019	Actual Rev./Exp. Jan -Aug 2019
02101	022905300100	0000000000000000	00000	50910899	22020315	Office Material And Supplies	200,000.00	200,000.00	0.00
02101	022905300100	0000000000000000	00000	50910899	22020316	Computer Materials And Supplies_22020316	120,000.00	120,000.00	0.00
02101	022905300100	0000000000000000	00000	50910899	22020304	Magazines and Periodicals	280,000.00	280,000.00	0.00
					<b>22020400</b>	<b>MAINTENANCE SERVICES - GENERAL</b>	<b>1,000,000.00</b>	<b>1,000,000.00</b>	<b>0.00</b>
02101	022905300100	0000000000000000	00000	50910899	22020401	Maintenance Of Motor Vehicle/Transport Equipment	320,000.00	320,000.00	0.00
02101	022905300100	0000000000000000	00000	50910899	22020402	Maintenance Of Office Furniture	400,000.00	400,000.00	0.00
02101	022905300100	0000000000000000	00000	50910899	22020415	Maintenance Of Office Equipments	280,000.00	280,000.00	0.00
					<b>22020900</b>	<b>FINANCIAL CHARGES - GENERAL</b>	<b>48,000.00</b>	<b>48,000.00</b>	<b>0.00</b>
02101	022905300100	0000000000000000	00000	50910899	22020901	Bank Charges (Other Than Interest)	48,000.00	48,000.00	0.00
					<b>22021000</b>	<b>MISCELLANEOUS EXPENSES GENERAL</b>	<b>80,000.00</b>	<b>80,000.00</b>	<b>0.00</b>
02101	022905300100	0000000000000000	00000	50910899	22021057	Entertainment at Meetings	80,000.00	80,000.00	0.00
						<b>CONSOLIDATED REVENUE CHARGES</b>	<b>10,208,786.88</b>	<b>10,208,786.88</b>	<b>0.00</b>
02101	022905300100	0000000000000000	00000	50910899	21010103	Consolidated Revenue Fund Charge- Salaries	10,208,786.88	10,208,786.88	0.00
						<b>CAPITAL EXPENDITURE</b>	<b>2,640,310,500.00</b>	<b>340,310,500.00</b>	
03101	022905300100	0990000000005016	70451	50910899	23020124	Construction of New Motor Parks	1,300,000.00	1,300,000.00	
03101	022905300100	0990000000005017	70451	50910899	23020124	Road marking, Signage and Kerbs Painting	100,000,000.00	100,000,000.00	
03101	022905300100	0990000000005018	70451	50910899	23020124	Obudu to Calabar Railway	1,500,000,000.00		
03101	022905300100	0990000000005019	70451	50910899	23020124	Establishment & Procurement of Commercial Vehivles	600,000,000.00		
03101	022905300100	0990000000005020	70451	50910899	23020124	Establishment of additional motor parks in the 18 LGAs	200,000,000.00		
03101	022905300100	0990000000005015	70451	50910899	23020123	Maintenance of Traffic Light in Calabar	142,000,000.00	142,000,000.00	
03101	022905300100	0990000000005003	70451	50910899	32010202	Carry out Enlightenment Campaign/Workshop of Road Safety	1,625,000.00	1,625,000.00	
03101	022905300100	0990000000005005	70133	50910899	30101140	Provision for Equiping and Furnishing of Departmental Resource Library	162,500.00	162,500.00	
03101	022905300100	0990000000005001	70131	50910899	23050101	Professional Training for DOPT Personnel	10,000,000.00	10,000,000.00	
03101	022905300100	0990000000005002	70131	50910899	23050101	Continiuous Training for Transporters	6,500,000.00	6,500,000.00	
03101	022905300100	0990000000005012	70451	50910899	23020121	Provision of Adequate Logistic for Patrol and Admin	6,500,000.00	6,500,000.00	
03101	022905300100	0990000000005007	70131	50910899	30101140	Renovation of Office in Outstation	5,750,000.00	5,750,000.00	
03101	022905300100	0990000000005014	70451	50910899	23050101	Equiping of DOPT Activities in Ugep, Ikom, Ogoja and Obudu Urban Development Authorities	5,673,000.00	5,673,000.00	
03101	022905300100	0990000000005004	70133	50910899	30310139	Purchase of Uniform for DOPT Personnels	40,000,000.00	40,000,000.00	
03101	022905300100	0990000000005006	70133	50910899	30101140	Purcahse of Furniture and Equipment	3,250,000.00	3,250,000.00	
03101	022905300100	0990000000005008	70451	50910899	23050101	Technical Consultancy and Other Consultancy	6,500,000.00	6,500,000.00	
03101	022905300100	0990000000005009	70451	50910899	23020123	Traffic light with automated timing	3,250,000.00	3,250,000.00	
03101	022905300100	0990000000005010	70451	50910899	23020124	Construction of Bus Stop/Taxi Parks	3,250,000.00	3,250,000.00	
03101	022905300100	0990000000005011	70431	50910899	23020123	Provision for Traffic Management Agency	1,300,000.00	1,300,000.00	
03101	022905300100	0990000000005013	70451	50910899	23050101	Provision of Traffic Road Furniture, Road Marking Signs	3,250,000.00	3,250,000.00	

**CERTIFIED TRUE COPY**



**CROSS RIVER STATE CHART OF ACCOUNT 2020**  
**ECONOMIC**  
**022905300100 DOPT DEPARTMENT OF PUBLIC TRANSPORTATION**

<u>Fund</u>	<u>Administrative</u>	<u>Programme</u>	<u>Funcic</u>	<u>Geo</u>	<u>Economic</u>	<u>Description</u>	<u>Approved Budget 2020</u>	<u>Approved Provision 2019</u>	<u>Actual Rev./Exp.</u> <u>Jan -Aug 2019</u>
<b>SUMMARY</b>									
						<b>Recurrent Revenue</b>	105,386,674.00	175,871,453.00	0.00
						<b>Capital Receipts</b>			0.00
						<b>TOTAL</b>	<b>105,386,674.00</b>	<b>175,871,453.00</b>	<b>0.00</b>
						<b>Personnel Cost</b>	134,127,525.00	132,751,538.00	0.00
						<b>Overhead Cost</b>	2,868,000.00	2,928,000.00	0.00
						<b>Consolidated Revenue Charges</b>	10,208,786.88	10,208,786.88	0.00
						SUB-TOTAL	147,204,311.88	145,888,324.88	0.00
						<b>Capital Expenditure</b>	2,640,310,500.00	340,310,500.00	
						<b>TOTAL</b>	<b>2,787,514,811.88</b>	<b>486,198,824.88</b>	<b>0.00</b>

30-2-2020  
 CERTIFIED TRUE COPY



# CROSS RIVER STATE CHART OF ACCOUNT 2020

## ECONOMIC

### 023100100100 MOP MINISTRY OF POWER

Fund	Administrative	Programme	Func	Geo	Economic	Description	Approved Budget 2020	Approved Provision 2019	Actual Rev./Exp. Jan -Aug 2019
						<b>PERSONNEL COST</b>	<b>14,843,118.04</b>	<b>14,843,118.04</b>	<b>0.00</b>
					<b>21010100</b>	<b>SALARIES AND WAGES</b>	<b>9,560,075.12</b>	<b>9,560,075.12</b>	<b>0.00</b>
02101	023100100100	0000000000000000	00000	50910899	21010101	Salary	9,560,075.12	9,560,075.12	0.00
						<b>21020100 ALLOWANCES</b>	<b>5,283,042.92</b>	<b>5,283,042.92</b>	<b>0.00</b>
02101	023100100100	0000000000000000	00000	50910899	21020107	Utility	191,554.20	191,554.20	0.00
02101	023100100100	0000000000000000	00000	50910899	21020108	Domestic Servant	2,354,493.42	2,354,493.42	0.00
02101	023100100100	0000000000000000	00000	50910899	21020109	Entertainment	57,000.00	57,000.00	0.00
02101	023100100100	0000000000000000	00000	50910899	21020106	Transport	1,404,730.80	1,404,730.80	0.00
02101	023100100100	0000000000000000	00000	50910899	21020104	Meal Subsidy_21020104	319,257.00	319,257.00	0.00
02101	023100100100	0000000000000000	00000	50910899	21020103	Leave Grant	956,007.50	956,007.50	0.00
						<b>OVERHEAD COST</b>	<b>12,000,000.00</b>	<b>21,719,208.40</b>	<b>0.00</b>
					<b>22020100</b>	<b>TRAVEL AND TRANSPORT - GENERAL</b>	<b>2,480,791.60</b>	<b>4,500,000.00</b>	<b>0.00</b>
02101	023100100100	0000000000000000	00000	50910899	22020102	Local Travel and Transport	2,480,791.60	4,500,000.00	0.00
					<b>22020200</b>	<b>UTILITIES - GENERAL</b>	<b>319,208.40</b>	<b>4,019,208.40</b>	<b>0.00</b>
02101	023100100100	0000000000000000	00000	50910899	22020202	Telephone Charges	50,000.00	3,750,000.00	0.00
02101	023100100100	0000000000000000	00000	50910899	22020212	Mails, Courier, Diplomatic Mail	34,604.20	34,604.20	0.00
02101	023100100100	0000000000000000	00000	50910899	22020203	Internet Access Charges	234,604.20	234,604.20	0.00
					<b>22020300</b>	<b>MATERIALS AND SUPPLIES - GENERAL</b>	<b>1,950,000.00</b>	<b>1,950,000.00</b>	<b>0.00</b>
02101	023100100100	0000000000000000	00000	50910899	22020314	Other Material and Supplies	600,000.00	600,000.00	0.00
02101	023100100100	0000000000000000	00000	50910899	22020316	Computer Materials And Supplies_22020316	250,000.00	250,000.00	0.00
02101	023100100100	0000000000000000	00000	50910899	22020305	Printing Of Non Security Documents	500,000.00	500,000.00	0.00
02101	023100100100	0000000000000000	00000	50910899	22020315	Office Material And Supplies	600,000.00	600,000.00	0.00
					<b>22020400</b>	<b>MAINTENANCE SERVICES - GENERAL</b>	<b>4,850,000.00</b>	<b>4,850,000.00</b>	<b>0.00</b>
02101	023100100100	0000000000000000	00000	50910899	22020415	Maintenance Of Office Equipments	750,000.00	750,000.00	0.00
02101	023100100100	0000000000000000	00000	50910899	22020417	Maintenance Of Office Building	350,000.00	350,000.00	0.00
02101	023100100100	0000000000000000	00000	50910899	22020414	Maintenance Of Computer And It Equipments	1,200,000.00	1,200,000.00	0.00
02101	023100100100	0000000000000000	00000	50910899	22020405	Maintenance Of Plants/Generators	1,300,000.00	1,300,000.00	0.00
02101	023100100100	0000000000000000	00000	50910899	22020402	Maintenance Of Office Furniture	500,000.00	500,000.00	0.00
02101	023100100100	0000000000000000	00000	50910899	22020401	Maintenance Of Motor Vehicle/Transport Equipment	750,000.00	750,000.00	0.00
					<b>22020500</b>	<b>TRAINING - GENERAL</b>	<b>1,000,000.00</b>	<b>5,000,000.00</b>	<b>0.00</b>
02101	023100100100	0000000000000000	00000	50910899	22020501	Local Training	1,000,000.00	5,000,000.00	0.00
					<b>22020600</b>	<b>OTHER SERVICES - GENERAL</b>	<b>200,000.00</b>	<b>200,000.00</b>	<b>0.00</b>
02101	023100100100	0000000000000000	00000	50910899	22020639	Press And Public Relation/ Advertisement	200,000.00	200,000.00	0.00
					<b>22021000</b>	<b>MISCELLANEOUS EXPENSES GENERAL</b>	<b>1,200,000.00</b>	<b>1,200,000.00</b>	<b>0.00</b>
02101	023100100100	0000000000000000	00000	50910899	22021041	Contingency	1,000,000.00	1,000,000.00	0.00
02101	023100100100	0000000000000000	00000	50910899	22021047	Servicom	100,000.00	100,000.00	0.00
02101	023100100100	0000000000000000	00000	50910899	22021057	Entertainment at Meetings	100,000.00	100,000.00	0.00
						<b>CONSOLIDATED REVENUE CHARGES</b>	<b>9,895,742.16</b>	<b>8,892,848.88</b>	<b>0.00</b>
02101	023100100100	0000000000000000	00000	50910899	21010103	Consolidated Revenue Fund Charge- Salaries	9,895,742.16	8,892,848.88	0.00

**CERTIFIED TRUE COPY**





# CROSS RIVER STATE CHART OF ACCOUNT 2020

## ECONOMIC

### 023100100100 MOP MINISTRY OF POWER

Fund	Administrative	Programme	Func	Geo	Economic	Description	Approved Budget 2020	Approved Provision 2019	Actual Rev./Exp. Jan -Aug 2019
<b>CAPITAL EXPENDITURE</b>							<b>5,225,754,274.50</b>	<b>13,900,000,000.00</b>	
03101	023100100100	099000000001515	70443	50910899	32010304	Design and Construction of Armour cable plant/Replacement of Stolen Cables	1,000,000,000.00	2,000,000,000.00	
03101	023100100100	099000000001529	70435	50910899	23020103	Construction of 2MW Hydro Power Plant at Kwa falls,Akamkpa	150,000,000.00	300,000,000.00	
03101	023100100100	099000000001523	70436	50910899	23020103	Construction of 2 *26 MW Gas Fired Power Turban in Calabar	500,000,000.00	2,970,000,000.00	
03101	023100100100	099000000001509	70641	50910899	23030122	Street Lighting Installation for Ogoja Urban	60,000,000.00	300,000,000.00	
03101	023100100100	099000000001521	70133	50910899	23020103	S- Power Programme	600,000,000.00	3,000,000,000.00	
03101	023100100100	099000000001513	70641	50910899	23030122	Routine Maintenance of street lighting installation in the State	100,000,000.00	100,000,000.00	
03101	023100100100	099000000001526	70443	50910899	23030120	Partitioning of Ministry of Power	2,000,000.00	5,000,000.00	
03101	023100100100	099000000001527	70131	50910899	23010112	Purchase of Office Furniture and Equipment	5,000,000.00	10,000,000.00	
03101	023100100100	099000000001528	70443	50910899	23020123	Construction of 2km dual 33KV & 11KV power line to connect street lights to water board	66,058,828.50	126,058,828.50	
03101	023100100100	099000000001514	70435	50910899	23030122	Rehabilitation of Calabar Street Lighting	70,000,000.00	150,000,000.00	
03101	023100100100	099000000001502	70443	50910899	23020118	Construction of Digital Energy meter manufacturing Factory	300,000,000.00	500,000,000.00	
03101	023100100100	099000000001510	70641	50910899	23020123	Power Supply,Installation of Street lights & Water supply to the 3Nos Govt. residential estates at Ikot Effanga Mkpa I & II & Ikot Ekpo.	60,973,361.00	221,973,361.00	
03101	023100100100	099000000001524	70641	50910899	32010304	Fuelling of Calabar Street Light Generator	100,000,000.00	100,000,000.00	
03101	023100100100	099000000001508	70641	50910899	23030122	Retrofitting of Street Lighting from Calabar road to Tinapa Junction	60,000,000.00	300,129,000.00	
03101	023100100100	099000000001507	70435	50910899	23030102	Development of Embedded Power Plant - Obudu	100,000,000.00	300,000,000.00	
03101	023100100100	099000000001506	70435	50910899	23020103	Design and Construction of Hydro-Power Generating Plant - Agbokim Water Fall	100,000,000.00	625,000,000.00	
03101	023100100100	099000000001512	70641	50910899	23030122	Routine Maintenance of Obudu Street Light	20,000,000.00	50,000,000.00	
03101	023100100100	099000000001505	70443	50910899	32020107	Construction of 33KV Bye-pass Power Line at Obudu	60,000,000.00	221,116,725.50	
03101	023100100100	099000000001504	70435	50910899	32010207	Completion of 23MW embeded power plant in Calabar inclusive of Power evacuation line	500,000,000.00	600,000,000.00	
03101	023100100100	099000000001517	70641	50910899	23030123	Construction of Obudu Street Light	100,122,085.00	500,122,085.00	
03101	023100100100	099000000001503	70443	50910899	23020103	Construction of Prestressed Electric Poles manufacturing Factory		505,000,000.00	
03101	023100100100	099000000001530	70443	50910899	23020103	Engineering,Procurement & Construction of a 1MW Small Hydro Power Plant at Itigidi	70,000,000.00	105,000,000.00	
03101	023100100100	099000000001518	70435	50910899	23020103	Design and Construction of 132KV Line from Calabar to Obudu	191,000,000.00	390,000,000.00	
03101	023100100100	099000000001531	70443	50910899	23020103	Engineering,Procurement & Construction of a 1MW Small Hydro Power Plant at Obudu Ranch	100,000,000.00	105,000,000.00	
03101	023100100100	099000000001520	70170	50910899	23030102	Debt Commitment on rehabilitation work from last year's Christmas	52,000,000.00	52,000,000.00	
03101	023100100100	099000000001519	70436	50910899	23020118	Energy City	10,000,000.00	50,000,000.00	
03101	023100100100	099000000001501	70435	50910899	32010304	Operation & Maintenance of Generating Plants	760,000,000.00	160,000,000.00	

30-2-2020



# CROSS RIVER STATE CHART OF ACCOUNT 2020

## ECONOMIC

### 023100100100 MOP MINISTRY OF POWER

<u>Fund</u>	<u>Administrative</u>	<u>Programme</u>	<u>Funcitic</u>	<u>Geo</u>	<u>Economic</u>	<u>Description</u>	<u>Approved Budget 2020</u>	<u>Approved Provision 2019</u>	<u>Actual Rev./Exp.</u> <u>Jan -Aug 2019</u>
03101	023100100100	099000000001516	70161	50910899	23050101	Organise first Power Investment Forum	5,000,000.00	15,000,000.00	
03101	023100100100	099000000001525	70641	50910899	32010304	Fuelling of Obudu Street Light Generator	58,600,000.00	58,600,000.00	
03101	023100100100	099000000001522	70132	50910899	32010207	Develop a Power Master Plan	5,000,000.00	10,000,000.00	
03101	023100100100	099000000001511	70641	50910899	23030122	Rountine Maintenance of Itigidi Street Light	20,000,000.00	70,000,000.00	

#### SUMMARY

<b>Recurrent Revenue</b>			0.00
<b>Capital Receipts</b>			0.00
<b>TOTAL</b>			<b>0.00</b>
<b>Personnel Cost</b>	14,843,118.04	14,843,118.04	0.00
<b>Overhead Cost</b>	12,000,000.00	21,719,208.40	0.00
<b>Consolidated Revenue Charges</b>	9,895,742.16	8,892,848.88	0.00
<b>SUB-TOTAL</b>	36,738,860.20	45,455,175.32	0.00
<b>Capital Expenditure</b>	5,225,754,274.50	13,900,000,000.00	
<b>TOTAL</b>	<b>5,262,493,134.70</b>	<b>13,945,455,175.32</b>	<b>0.00</b>






# CROSS RIVER STATE CHART OF ACCOUNT 2020

## ECONOMIC

### 023100300100 SEA STATE ELECTRIFICATION AGENCY

Fund	Administrative	Programme	Func	Geo	Economic	Description	Approved Budget 2020	Approved Provision 2019	Actual Rev./Exp. Jan -Aug 2019
<b>PERSONNEL COST</b>							<b>46,318,176.92</b>	<b>54,588,780.49</b>	<b>25,572,600.43</b>
<b>21010100 SALARIES AND WAGES</b>							<b>25,937,090.88</b>	<b>29,186,672.61</b>	<b>11,984,776.43</b>
02101	023100300100	0000000000000000	00000	50910899	21010101	Salary	25,937,090.88	29,186,672.61	11,984,776.43
02101	023100300100	0000000000000000	00000	50910899	21010105	Provision For Promotion	0.00	0.00	0.00
<b>21020100 ALLOWANCES</b>							<b>20,381,086.04</b>	<b>25,402,107.88</b>	<b>13,587,824.00</b>
02101	023100300100	0000000000000000	00000	50910899	21020103	Leave Grant	2,593,658.36	2,950,176.36	1,871,481.00
02101	023100300100	0000000000000000	00000	50910899	21020109	Entertainment	0.00	11,400.00	6,650.00
02101	023100300100	0000000000000000	00000	50910899	21020108	Domestic Servant	0.00	588,633.00	343,371.00
02101	023100300100	0000000000000000	00000	50910899	21020106	Transport	3,541,615.56	4,255,225.64	2,426,236.00
02101	023100300100	0000000000000000	00000	50910899	21020105	Rent	12,967,216.92	16,052,041.92	7,884,408.00
02101	023100300100	0000000000000000	00000	50910899	21020104	Meal Subsidy_21020104	799,160.40	967,288.60	726,527.00
02101	023100300100	0000000000000000	00000	50910899	21020107	Utility	479,434.80	577,342.36	329,151.00
<b>OVERHEAD COST</b>							<b>9,822,498.40</b>	<b>12,908,123.00</b>	<b>0.00</b>
<b>22020100 TRAVEL AND TRANSPORT - GENERAL</b>							<b>3,400,000.00</b>	<b>4,900,000.00</b>	<b>0.00</b>
02101	023100300100	0000000000000000	00000	50910899	22020102	Local Travel and Transport	3,400,000.00	4,900,000.00	0.00
<b>22020200 UTILITIES - GENERAL</b>							<b>1,144,898.40</b>	<b>1,431,123.00</b>	<b>0.00</b>
02101	023100300100	0000000000000000	00000	50910899	22020203	Internet Access Charges	188,000.00	235,000.00	0.00
02101	023100300100	0000000000000000	00000	50910899	22020202	Telephone Charges	392,898.40	491,123.00	0.00
02101	023100300100	0000000000000000	00000	50910899	22020206	Sewage Charges	160,000.00	200,000.00	0.00
02101	023100300100	0000000000000000	00000	50910899	22020212	Mails, Courier, Diplomatic Mail	308,000.00	385,000.00	0.00
02101	023100300100	0000000000000000	00000	50910899	22020205	Water Rates_22020205	96,000.00	120,000.00	0.00
<b>22020300 MATERIALS AND SUPPLIES - GENERAL</b>							<b>1,528,000.00</b>	<b>2,360,000.00</b>	<b>0.00</b>
02101	023100300100	0000000000000000	00000	50910899	22020316	Computer Materials And Supplies_22020316	320,000.00	400,000.00	0.00
02101	023100300100	0000000000000000	00000	50910899	22020315	Office Material And Supplies	1,112,000.00	1,390,000.00	0.00
02101	023100300100	0000000000000000	00000	50910899	22020314	Other Material and Supplies	0.00	450,000.00	0.00
02101	023100300100	0000000000000000	00000	50910899	22020305	Printing Of Non Security Documents	96,000.00	120,000.00	0.00
<b>22020400 MAINTENANCE SERVICES - GENERAL</b>							<b>2,173,600.00</b>	<b>2,717,000.00</b>	<b>0.00</b>
02101	023100300100	0000000000000000	00000	50910899	22020405	Maintenance Of Plants/Generators	120,000.00	150,000.00	0.00
02101	023100300100	0000000000000000	00000	50910899	22020402	Maintenance Of Office Furniture	80,000.00	100,000.00	0.00
02101	023100300100	0000000000000000	00000	50910899	22020401	Maintenance Of Motor Vehicle/Transport Equipment	1,293,600.00	1,617,000.00	0.00
02101	023100300100	0000000000000000	00000	50910899	22020415	Maintenance Of Office Equipments	360,000.00	450,000.00	0.00
02101	023100300100	0000000000000000	00000	50910899	22020417	Maintenance Of Office Building	120,000.00	150,000.00	0.00
02101	023100300100	0000000000000000	00000	50910899	22020414	Maintenance Of Computer And It Equipments	200,000.00	250,000.00	0.00
<b>22020500 TRAINING - GENERAL</b>							<b>16,000.00</b>	<b>200,000.00</b>	<b>0.00</b>
02101	023100300100	0000000000000000	00000	50910899	22020501	Local Training	16,000.00	200,000.00	0.00
<b>22020600 OTHER SERVICES - GENERAL</b>							<b>280,000.00</b>	<b>350,000.00</b>	<b>0.00</b>
02101	023100300100	0000000000000000	00000	50910899	22020639	Press And Public Relation/ Advertisement	280,000.00	350,000.00	0.00
<b>22021000 MISCELLANEOUS EXPENSES GENERAL</b>							<b>1,280,000.00</b>	<b>950,000.00</b>	<b>0.00</b>
02101	023100300100	0000000000000000	00000	50910899	22021057	Entertainment at Meetings	280,000.00	350,000.00	0.00





# CROSS RIVER STATE CHART OF ACCOUNT 2020

## ECONOMIC

### 023100300100 SEA STATE ELECTRIFICATION AGENCY

Fund	Administrative	Programme	Func	Geo	Economic	Description	Approved Budget 2020	Approved Provision 2019	Actual Rev./Exp. Jan -Aug 2019
02101	023100300100	0000000000000000	00000	50910899	22021041	Contingency	920,000.00	500,000.00	0.00
02101	023100300100	0000000000000000	00000	50910899	22021047	Servicom	80,000.00	100,000.00	0.00
<b>CONSOLIDATED REVENUE CHARGES</b>							<b>12,600,000.00</b>	<b>13,200,000.00</b>	<b>0.00</b>
02101	023100300100	0000000000000000	00000	50910899	21010103	Consolidated Revenue Fund Charge- Salaries	12,600,000.00	13,200,000.00	0.00
<b>CAPITAL EXPENDITURE</b>							<b>6,343,012,189.80</b>	<b>24,803,102,989.80</b>	
03101	023100300100	099000000001106	70435	50910899	23020103	Electrification of Elahem Community	15,000,000.00	15,000,000.00	
03101	023100300100	099000000001115	70435	50910899	23030102	Reticulation Expansion of Bebuatsuan, Bebuabie, Kakum, and Gebuagbong	30,000,000.00	30,000,000.00	
03101	023100300100	099000000001150	70435	50910899	23030102	Electrification of Oremekpang	10,871,684.00	10,871,684.00	
03101	023100300100	099000000001233	70435	50920701	23020103	Electrification of Biakwan	34,000,000.00	34,000,000.00	
03101	023100300100	099000000001104	70435	50910899	23020103	Electrification of Begiagiatte Community - Obanliku	16,215,515.00	16,215,515.00	
03101	023100300100	099000000001200	70161	50910899	23030102	Rehabilitation of 30no. Electricity Sub - Station Across the State	35,000,000.00	35,000,000.00	
03101	023100300100	099000000001105	70435	50910899	23020103	Electrification of Efut Esighi - Bakassi	8,073,967.00	8,073,967.00	
03101	023100300100	099000000001211	70133	50910899	23050105	Consultancy Fee( Advisory Consultants)	19,000,000.00	19,000,000.00	
03101	023100300100	099000000001117	70435	50910899	23020102	Supply of 100 No Electric Transformers	103,729,500.00	103,729,500.00	
03101	023100300100	099000000001221	70641	50910899	23020123	Calabar Urban Street Lighting	2,090,000.00	2,090,000.00	
03101	023100300100	099000000001137	70435	50910899	23030102	Rural Electrification and Rehabilitation Project in the 18 LGAs of Cross River State. see details in th Data Base	900,000,000.00	18,000,000,000.00	
03101	023100300100	099000000001245	70435	50931201	23030103	Electrification of Herie - Iriagwu	35,000,000.00	35,000,000.00	
03101	023100300100	099000000001113	70435	50910899	32010207	Nkim-Osokom Electrification Project - Boki	40,828,110.00	40,828,110.00	
03101	023100300100	099000000001124	70435	50910899	23020103	Electrification of Ogboja/Ndok Communities (Ukende,Akpakpanga, Ogboja/Ndok/Abakpa junction, Fed Housing, Ndok3-corners & Ndok America)	95,000,000.00	95,000,000.00	
03101	023100300100	099000000001123	70435	50910899	23020103	Electrification of Obot Ekpene Ito Village Odukpani LGA	6,000,000.00	6,000,000.00	
03101	023100300100	099000000001122	70435	50910899	23020103	Electrification of Obom Itiat East, Central and Ikot Efa in Odukpani LGA	9,000,000.00	9,000,000.00	
03101	023100300100	099000000001121	70435	50910899	23020103	Electrification of Kakwagom/Bawop/Oku Arop Communities with a Tee off from Okundi	105,000,000.00	105,000,000.00	
03101	023100300100	099000000001120	70435	50910899	23020103	Electrification of Imaje/Ekrinya Yala LGA	15,000,000.00	15,000,000.00	
03101	023100300100	099000000001102	70435	50910899	23020103	Electrification of Adeni/Idiku/Ijama Communities - Yala	20,000,000.00	20,000,000.00	
03101	023100300100	099000000001118	70435	50910899	23020103	Electrification of Abo Ogbagante	20,000,000.00	20,000,000.00	
03101	023100300100	099000000001107	70435	50910899	23020103	Electrification of Emangbek, Mbum/Ebindi/Mbamero Communities - Ogoja	30,000,000.00	30,000,000.00	
03101	023100300100	099000000001116	70435	50910899	23030102	Reticulation Expansion of Enima Omin Community - Calabar Municipal	30,000,000.00	30,000,000.00	
03101	023100300100	099000000001126	70435	50910899	23020103	Electrification of Ubang Communities (Ukwisen, New Jerusalem, Ofambe and Okiro upto Ukpe)	95,000,000.00	95,000,000.00	
03101	023100300100	099000000001114	70435	50910899	23030102	Rehabilitation of 10km of 33kv Network at Aguagune - Biase	10,304,018.00	10,304,018.00	
03101	023100300100	099000000001127	70435	50910899	23020103	Electrification of Ukpah Communities (Abualugu with a Tee off from Udama Market square and Agbalu with a Tee off from Hon Timothy Omang Road)	75,000,000.00	75,000,000.00	

30-2-2020



# CROSS RIVER STATE CHART OF ACCOUNT 2020

## ECONOMIC

### 023100300100 SEA STATE ELECTRIFICATION AGENCY

Fund	Administrative	Programme	Func	Geo	Economic	Description	Approved Budget 2020	Approved Provision 2019	Actual Rev./Exp. Jan -Aug 2019
03101	023100300100	099000000001112	70161	50910899	23030102	Maintenance of 8Nos 500KVA. 11/0.415KV at the Southern Senatorial District	21,138,080.00	21,138,080.00	
03101	023100300100	099000000001111	70161	50910899	23030102	Maintenance of 28Nos 200KVA. 33/0.415KV at the Central and Northern Senatorial District	30,000,000.00	30,000,000.00	
03101	023100300100	099000000001110	70161	50910899	23020103	Extension of Diamond Hill Sub - Transmission Line to Amika(0.65km)	16,000,000.00	16,000,000.00	
03101	023100300100	099000000001109	70435	50910899	23020103	Electrification of Ijokom/Ijegbeji/Njomaya Communities - Yala	16,000,000.00	16,000,000.00	
03101	023100300100	099000000001108	70435	50910899	23020103	Electrification of Ibalebo Community - Abi	10,442,609.00	10,442,609.00	
03101	023100300100	099000000001119	70435	50910899	23020103	Electrification of Agba Osokom	15,000,000.00	15,000,000.00	
03101	023100300100	099000000001218	70435	50910899	32010207	Renewable Energy(Counterpart fund for USAID Mini Hydro Project)	18,000,000.00	18,000,000.00	
03101	023100300100	099000000001136	70435	50910899	23030102	Reticulation of Onyedama	25,000,000.00	25,000,000.00	
03101	023100300100	099000000001135	70435	50910899	23030102	Reticulation of Nko Community	15,000,000.00	15,000,000.00	
03101	023100300100	099000000001213	70132	50910899	23050103	Project Monitoring and Evaluation	4,000,000.00	4,000,000.00	
03101	023100300100	099000000001134	70435	50910899	23030102	Reticulation of Mkpani	12,000,000.00	12,000,000.00	
03101	023100300100	099000000001133	70435	50910899	23030102	Reticulation of Annong	10,000,000.00	10,000,000.00	
03101	023100300100	099000000001132	70435	50910899	23030102	Reticulation Expansion of Electricity in Ipong Communities(Kakum, Bebuatsuan, Bebuabie and Bebuagbong)	132,000,000.00	132,000,000.00	
03101	023100300100	099000000001214	70133	50910899	32040101	Project Management	7,000,000.00	7,000,000.00	
03101	023100300100	099000000001215	70133	50910899	32040101	Administration	5,000,000.00	5,000,000.00	
03101	023100300100	099000000001220	70435	50910899	32010312	Solar Photovoltaic Electrification of Mfammayen	9,000,000.00	9,000,000.00	
03101	023100300100	099000000001217	70474	50910899	32040102	Off - Shore Procurement (Maintenance)	3,000,000.00	3,000,000.00	
03101	023100300100	099000000001125	70435	50910899	23020103	Electrification of Okpo Eniong Abatim Odukpani LGA	120,000,000.00	12,000,000.00	
03101	023100300100	099000000001131	70435	50910899	23030102	Reticulation Expansion of Assiga Beach, Yakurr	5,000,000.00	5,000,000.00	
03101	023100300100	099000000001130	70435	50910899	23030102	Rehabilitation of Mbube-Irruan Network	20,000,000.00	20,000,000.00	
03101	023100300100	099000000001129	70435	50910899	23030102	Rehabilitation of Boje Electrification Network from Nsadop to Boje	70,000,000.00	100,000,000.00	
03101	023100300100	099000000001219	70435	50910899	32010312	Solar Photovoltaic Electrification of Esham (Ogoja)	3,000,000.00	3,000,000.00	
03101	023100300100	099000000001128	70435	50910899	23020103	Electrification of Woleche Ebo Community with a Tee off from Ipole Ebo	60,000,000.00	60,000,000.00	
03101	023100300100	099000000001139	70435	50910899	23030102	Replacement of Fifteen Nos. 15 Transformers in Calabar South and Municipality and	6,000,000.00	6,000,000.00	
03101	023100300100	099000000001209	70131	50910899	23050115	Training of Technical and Management Staff	6,000,000.00	6,000,000.00	
03101	023100300100	099000000001151	70435	50910899	23030102	Reticulation expansion of Ikot Nkebre	7,987,966.00	7,987,966.00	
03101	023100300100	099000000001103	70435	50910899	23020103	Electrification of Akwa Ibabi Community - Akamkpa	15,000,000.00	15,000,000.00	
03101	023100300100	099000000001216	70161	50910899	32040101	Commissioning of Projects	15,000,000.00	15,000,000.00	
03101	023100300100	099000000001149	70435	50910899	23030102	Electrification of Ububa Iye / Ibiaragidi / Anyikang Iye	11,150,056.00	11,150,056.00	
03101	023100300100	099000000001203	70161	50910899	32010207	German/European Union Counterpart Fund for Small Hydro Power Pilot Projects	189,000,000.00	189,000,000.00	
03101	023100300100	099000000001204	70443	50910899	23030102	Reticulation Expansion of Ebom	6,723,652.00	6,723,652.00	

30-2-2020  
**CERTIFIED TRUE COPY**




# CROSS RIVER STATE CHART OF ACCOUNT 2020

## ECONOMIC

### 023100300100 SEA STATE ELECTRIFICATION AGENCY

Fund	Administrative	Programme	Functic	Geo	Economic	Description	Approved Budget 2020	Approved Provision 2019	Actual Rev./Exp. Jan -Aug 2019
03101	023100300100	099000000001205	70161	50910899	23020103	DONOR ASSISTED RURAL ELECTRIFICATION (ON - GOING WORLD BANK ASSISTED) Eburutu Communities	5,000,000.00	5,000,000.00	
03101	023100300100	099000000001247	70435	50921301	23030103	Electrification of Isobo 1 & 2	45,000,000.00	45,000,000.00	
03101	023100300100	099000000001206	70435	50910899	23020103	Era/Nkim Era/Agbrembade/Nnang/ Enyi/ Egul/Edip Electrification Project - Ogoja	3,000,000.00	3,000,000.00	
03101	023100300100	099000000001207	70435	50910899	23020103	Kakwe, Lishicheel and Shikpechee Electrification Project - Obalniku	3,000,000.00	3,000,000.00	
03101	023100300100	099000000001208	70131	50910899	23050115	Training of Middle Level Technical Staff	5,000,000.00	5,000,000.00	
03101	023100300100	099000000001224	70435	50920101	23020103	Electrification of Ezomozo	5,973,724.50	5,973,724.50	
03101	023100300100	099000000001210	70132	50910899	23050101	Impact Assesment of Power Utilization on Socio - Economic Life of the People	14,495,000.00	14,495,000.00	
03101	023100300100	099000000001101	70443	50910899	32010207	Construction of 5Nos 500kva.33/0.415kv Sub-Station at Bebuatsuan, Bebuabie, Kakum and Bebuagbong	26,861,300.00	26,861,300.00	
03101	023100300100	099000000001147	70435	50910899	23030102	Reticulation expansion of Ekpri Ikang/Obutong/akwa	21,104,544.00	21,104,544.00	
03101	023100300100	099000000001138	70435	50910899	23030102	Installation/Replacement of 40 Nos. Transformers in Central/Northen Sectorial District	68,788,000.00	6,878,800.00	
03101	023100300100	099000000001146	70435	50910899	23030102	Electrification of Ayangese	5,744,620.89	5,744,620.89	
03101	023100300100	099000000001212	70132	50910899	23050105	Consultancy Services for NESP/GIZ	5,894,612.00	5,894,612.00	
03101	023100300100	099000000001145	70435	50910899	23030102	Ayi Eku, Okarara, New - Ndebiji and Akor	25,122,330.00	25,122,330.00	
03101	023100300100	099000000001144	70435	50910899	23030102	Electrification of Mbobui Community	21,000,000.00	21,000,000.00	
03101	023100300100	099000000001143	70435	50910899	23030102	Electrification of Ekong	20,315,000.00	20,315,000.00	
03101	023100300100	099000000001142	70435	50910899	23030102	Reticulation Expansion of Igbo Imabana Community	17,000,000.00	17,000,000.00	
03101	023100300100	099000000001141	70435	50910899	23030102	Reticulation Expansion of Ebom Community	7,367,875.00	7,367,875.00	
03101	023100300100	099000000001140	70435	50910899	23030102	Procurement and Distribution of Pre-paid Electric Metres	300,000,000.00	1,800,000,000.00	
03101	023100300100	099000000001202	70161	50910899	23020118	Completion of GIS Project	40,000,000.00	40,000,000.00	
03101	023100300100	099000000001148	70435	50910899	23030102	Electrification of Ehom/Ekpriko palm farm	25,578,288.00	25,578,288.00	
03101	023100300100	099000000001154	70435	50910899	23030102	Electrification of Ikom Urban	22,447,785.00	22,447,785.00	
03101	023100300100	099000000001194	70435	50910899	23030102	Solar Electrification of New Ekuri Community - Akamkpa	45,000,000.00	45,000,000.00	
03101	023100300100	099000000001195	70435	50910899	23030102	Ukagada/Aladim/Ukpe/Igodo/Ikandangha/Ukende/Akpan ga - Ogoja	12,607,859.00	12,607,859.00	
03101	023100300100	099000000001196	70435	50910899	23030102	Ukpe	1,660,000.00	1,660,000.00	
03101	023100300100	099000000001246	70435	50921301	23030103	Electrification of Ababene	35,000,000.00	35,000,000.00	
03101	023100300100	099000000001185	70435	50910899	23030102	Off - Shore Procurement (Projects)	4,133,409.55	4,133,409.55	
03101	023100300100	099000000001163	70435	50910899	23030102	Abragba Electrification Project - Ikom	3,040,131.00	3,040,131.00	
03101	023100300100	099000000001176	70435	50910899	23030102	Eyanjun Electrification Project - Ogoja	7,000,000.00	7,000,000.00	
03101	023100300100	099000000001153	70435	50910899	23030102	Reticulation expansion of Nsofang	17,328,128.00	17,328,128.00	
03101	023100300100	099000000001191	70435	50910899	23030102	Reactivation of Uyanga and Iwuru Community	11,270,928.00	11,270,928.00	
03101	023100300100	099000000001155	70435	50910899	23030102	Electrification of BEBI 2-4	6,898,569.00	6,898,569.00	
03101	023100300100	099000000001156	70435	50910899	23030102	Electrification of Oderga/Okorokpana	9,098,769.00	9,098,769.00	
03101	023100300100	099000000001157	70435	50910899	23030102	Electrification of Ukwel Obudu	18,035,157.00	18,035,157.00	








# CROSS RIVER STATE CHART OF ACCOUNT 2020

## ECONOMIC

### 023100300100 SEA STATE ELECTRIFICATION AGENCY

Fund	Administrative	Programme	Func	Geo	Economic	Description	Approved Budget 2020	Approved Provision 2019	Actual Rev./Exp. Jan -Aug 2019
03101	023100300100	099000000001158	70435	50910899	23030102	Electrification of Inua Akpa	15,744,005.00	15,744,005.00	
03101	023100300100	099000000001159	70435	50910899	23030102	Electrification of Agiga/Monaya	8,670,557.00	8,670,557.00	
03101	023100300100	099000000001160	70435	50910899	23030102	Electrification of Itega/ekpudu/AkwaAdini	15,779,481.00	15,779,481.00	
03101	023100300100	099000000001152	70435	50910899	23030102	Reticulation expansion of Uwanse	10,737,870.00	10,737,870.00	
03101	023100300100	099000000001182	70435	50910899	23030102	Mgbabor Electrification Project - Etung	8,091,297.00	8,091,297.00	
03101	023100300100	099000000001201	70443	50910899	32010207	Rehabilitation of 50km of 33kv Feeder Network	25,000,000.00	25,000,000.00	
03101	023100300100	099000000001187	70435	50910899	23030102	Okordem/Bewhere Ngakpu Obudu	1,551,906.00	1,551,906.00	
03101	023100300100	099000000001198	70435	50910899	23030102	Usung Esuk Electrification Project - Odukpani	4,458,005.92	4,458,005.92	
03101	023100300100	099000000001177	70435	50910899	23030102	Ibonda Electrification Project - Odukpani	6,434,553.00	6,434,553.00	
03101	023100300100	099000000001178	70435	50910899	23030102	Ichogodo Electrification Project	419,916.00	419,916.00	
03101	023100300100	099000000001179	70435	50910899	23030102	Inyima Electrification Project - Yakurr	8,086,271.00	8,086,271.00	
03101	023100300100	099000000001193	70435	50910899	23030102	Solar Electrification Katabang Community - Boki	35,000,000.00	35,000,000.00	
03101	023100300100	099000000001181	70435	50910899	23030102	Mbora/Wanodu Electrification Projection - Yala	5,258,930.28	5,258,930.28	
03101	023100300100	099000000001192	70435	50910899	23030102	Reticulation Expansion For Ugep - Yakurr	6,658,264.00	6,658,264.00	
03101	023100300100	099000000001183	70435	50910899	23030102	Nkim-Osokom Electrification Project - Boki	22,828,110.14	22,828,110.14	
03101	023100300100	099000000001184	70435	50910899	23030102	Obat-obi/Obat/Ezekoba/Onyegbe - Yala	469,880.00	469,880.00	
03101	023100300100	099000000001175	70435	50910899	23030102	Esuk Okon Electrification Project - Bakassi	15,802,081.00	15,802,081.00	
03101	023100300100	099000000001174	70435	50910899	23030102	Electrification of Nyaje Community - Akamkpa	35,000,000.00	35,000,000.00	
03101	023100300100	099000000001189	70435	50910899	23030102	Olum Electrification Project - Boki	881,024.00	881,024.00	
03101	023100300100	099000000001190	70435	50910899	23030102	Orem Ntabachot Electrification Project	5,000,000.00	5,000,000.00	
03101	023100300100	099000000001188	70435	50910899	23030102	Oku Borum-Njua Electrification Project - Boki	469,880.00	469,880.00	
03101	023100300100	099000000001180	70435	50910899	23030102	Kakwagom/Bawop Electrification Project	16,000,000.00	16,000,000.00	
03101	023100300100	099000000001239	70435	50910901	23030102	Reticulation Expansion of Palm Street	16,000,000.00	16,000,000.00	
03101	023100300100	099000000001229	70435	50910401	23020103	Electrification of Ikot Otu	21,593,507.00	21,593,507.00	
03101	023100300100	099000000001230	70435	50910601	23020103	Electrification of Idoma	21,000,000.00	21,000,000.00	
03101	023100300100	099000000001231	70435	50930501	23020103	Electrification of Atibulum	16,000,000.00	16,000,000.00	
03101	023100300100	099000000001232	70435	50930501	23020103	Electrification of Ikanda Iye	33,000,000.00	33,000,000.00	
03101	023100300100	099000000001223	70435	50920101	23020103	Electrification of Ediba	35,000,000.00	35,000,000.00	
03101	023100300100	099000000001234	70435	50920701	23020103	Electrification of Njua	35,000,000.00	35,000,000.00	
03101	023100300100	099000000001228	70435	50910401	23020103	Electrification of Edik Idem	34,112,471.00	34,112,471.00	
03101	023100300100	099000000001237	70435	50910801	23030102	Reticulation Expansion of Obot Okoho	16,000,000.00	16,000,000.00	
03101	023100300100	099000000001236	70435	50910801	23030102	Reticulation Expansion of Bacoco	30,818,986.00	30,818,986.00	
03101	023100300100	099000000001240	70435	50921001	23030103	Electrification of Agbokin Karabot	25,870,422.00	25,870,422.00	
03101	023100300100	099000000001241	70435	50921001	23030102	Reticulation Expansion of Abjang	25,653,217.00	25,653,217.00	
03101	023100300100	099000000001242	70435	50921101	23030103	Electrification of Ayuakhsak	25,742,685.00	25,742,685.00	
03101	023100300100	099000000001243	70435	50921101	23030103	Electrification of Balep	10,554,880.00	10,554,880.00	
03101	023100300100	099000000001162	70435	50910899	23030102	Ablessang Electrification Project - Obanliku	1,035,729.00	1,035,729.00	
03101	023100300100	099000000001186	70435	50910899	23030102	Ofodua Reticulation Project	18,266,819.00	18,266,819.00	
03101	023100300100	099000000001244	70435	50931201	23030103	Electrification of Bayaga	21,000,000.00	21,000,000.00	





# CROSS RIVER STATE CHART OF ACCOUNT 2020

## ECONOMIC

### 023100300100 SEA STATE ELECTRIFICATION AGENCY

Fund	Administrative	Programme	Func	Geo	Economic	Description	Approved Budget 2020	Approved Provision 2019	Actual Rev./Exp. Jan -Aug 2019
03101	023100300100	099000000001222	70641	50910899	23020123	Institute of Management and Technology, Ugep	12,000,000.00	12,000,000.00	
03101	023100300100	099000000001170	70435	50910899	23030102	Camp 5/Ikomafin Electrification Project - Akamkpa	6,195,769.00	6,195,769.00	
03101	023100300100	099000000001199	70443	50910899	32010207	Construction of Relief Sub - Stations	60,000,000.00	60,000,000.00	
03101	023100300100	099000000001164	70435	50910899	23030102	Ajassor Electrification Project - Etung	469,879.52	469,879.52	
03101	023100300100	099000000001238	70435	50910901	23030103	Electrification of Ekpo Abasi	32,641,574.00	32,641,574.00	
03101	023100300100	099000000001227	70435	50910301	23020103	Electrification of Eneyo South	21,000,000.00	21,000,000.00	
03101	023100300100	099000000001166	70435	50910899	23030102	Bansan/Edide Elecrfication Project - Ogoja	720,403.00	720,403.00	
03101	023100300100	099000000001167	70435	50910899	23030102	Bassang Electrification Project	12,730,740.00	12,730,740.00	
03101	023100300100	099000000001169	70435	50910899	23030102	Bushi Electrification Project - Obanliku	470,280.00	470,280.00	
03101	023100300100	099000000001165	70435	50910899	23030102	Amunga Electrification Project	5,000,000.00	5,000,000.00	
03101	023100300100	099000000001171	70435	50910899	23030102	Crifarm Electrification Project Yakurr	2,500,000.00	2,500,000.00	
03101	023100300100	099000000001172	70435	50910899	23030102	Ekom Agoi Yakurr	10,931,176.00	10,931,176.00	
03101	023100300100	099000000001173	70435	50910899	23030102	Ekpeti Electrification Project - Yakurr	42,628,649.00	42,628,649.00	
03101	023100300100	099000000001161	70435	50910899	23030102	Reticulation expansion of Ekor	16,479,393.00	16,479,393.00	
03101	023100300100	099000000001226	70435	50910301	23020103	Electrification of Eneyo North	5,000,000.00	5,000,000.00	
03101	023100300100	099000000001235	70435	50920701	23020103	Irruan, Electrification Sub-Station	34,000,000.00	34,000,000.00	
03101	023100300100	099000000001225	70435	50910201	23020103	Electrification of Iko Esai	35,000,000.00	35,000,000.00	
03101	023100300100	099000000001168	70435	50910899	23030102	Busafong Electrification Project	7,000,000.00	7,000,000.00	
03101	023100300100	099000000001197	70435	50910899	23030102	Ukwel-Obudu Electrification Project - Obudu	469,879.00	469,879.00	
03101	023100300100	099000000001253	70435	50931601	23030103	Electrification of Odajie	16,000,000.00	16,000,000.00	
03101	023100300100	099000000001257	70435	50921701	23030102	Reticulation Expansion of Agoi Ibami	35,000,000.00	35,000,000.00	
03101	023100300100	099000000001263	70443	50921701	32020103	Construction of relief Sub- Stations No 50	453,547,575.00	453,547,575.00	
03101	023100300100	099000000001262	70435	50921701	32010207	Procurement of Electrical Cables, Drum No 54	174,000,000.00	174,000,000.00	
03101	023100300100	099000000001261	70133	50921701	32010304	Procurement of Transformers Testing Equipments and Safety Materials No 1	15,087,200.00	15,087,200.00	
03101	023100300100	099000000001260	70133	50921701	23010119	procurement of Transformers /Oil No 125	409,375,000.00	409,375,000.00	
03101	023100300100	099000000001256	70435	50921701	23030103	Electrification of Ikpakapit	35,000,000.00	35,000,000.00	
03101	023100300100	099000000001252	70435	50931601	23030103	Electrification of Egbe Mbube	35,000,000.00	35,000,000.00	
03101	023100300100	099000000001254	70435	50931811	23030103	Electrification of Ijegu Onyinyi	18,000,000.00	18,000,000.00	
03101	023100300100	099000000001251	70435	50911501	23030102	Reticulation Expansion of Ikot Okon Achibong	35,000,000.00	35,000,000.00	
03101	023100300100	099000000001250	70435	50911501	23030103	Electrification of Creek Town	11,042,993.00	11,042,993.00	
03101	023100300100	099000000001249	70435	50931401	23030103	Electrification of Igwo	37,000,000.00	37,000,000.00	
03101	023100300100	099000000001248	70435	50931401	23030103	Electrification of Bebuawan	20,000,000.00	20,000,000.00	
03101	023100300100	099000000001255	70435	50931811	23030102	Reticulation Expansion of Echem Ofana	19,000,000.00	19,000,000.00	
03101	023100300100	099000000001258	70435	50921701	32010207	Cost of Rehabilitation of Sub- Stations No 50	128,773,125.00	128,773,125.00	
03101	023100300100	099000000001259	70435	50921701	23030102	Rehabilitation of 60km failed network in Southern, Central and Northern Senatoral Districts	457,636,620.00	457,636,620.00	

30-2-2020





**CROSS RIVER STATE CHART OF ACCOUNT 2020**  
**ECONOMIC**  
**023100300100 SEA STATE ELECTRIFICATION AGENCY**

<u>Fund</u>	<u>Administrative</u>	<u>Programme</u>	<u>Funcic</u>	<u>Geo</u>	<u>Economic</u>	<u>Description</u>	<u>Approved Budget 2020</u>	<u>Approved Provision 2019</u>	<u>Actual Rev./Exp.</u> <u>Jan -Aug 2019</u>
<b>SUMMARY</b>									
<b>Recurrent Revenue</b>									0.00
<b>Capital Receipts</b>									0.00
<b>TOTAL</b>									<b>0.00</b>
<b>Personnel Cost</b>							46,318,176.92	54,588,780.49	25,572,600.43
<b>Overhead Cost</b>							9,822,498.40	12,908,123.00	0.00
<b>Consolidated Revenue Charges</b>							12,600,000.00	13,200,000.00	0.00
<b>SUB-TOTAL</b>							68,740,675.32	80,696,903.49	25,572,600.43
<b>Capital Expenditure</b>							6,343,012,189.80	24,803,102,989.80	
<b>TOTAL</b>							<b>6,411,752,865.12</b>	<b>24,883,799,893.29</b>	<b>25,572,600.43</b>

30-2-2020  
 CERTIFIED TRUE COPY



# CROSS RIVER STATE CHART OF ACCOUNT 2020

## ECONOMIC

### 023200100100 MPR MINISTRY OF PETROLEUM RESOURCES

Fund	Administrative	Programme	Functic	Geo	Economic	Description	Approved Budget 2020	Approved Provision 2019	Actual Rev./Exp. Jan -Aug 2019
<b>RECURRENT REVENUE</b>							<b>500,000,000.00</b>	<b>1,000,000,000.00</b>	<b>0.00</b>
<b>12020500 FINES - GENERAL</b>							<b>30,000,000.00</b>	<b>30,000,000.00</b>	<b>0.00</b>
02101	023200100100	0000000000000000	00000	50910899	12020548	Other Fines	30,000,000.00	30,000,000.00	0.00
<b>12020700 EARNINGS -GENERAL</b>							<b>0.00</b>	<b>100,000,000.00</b>	<b>0.00</b>
02101	023200100100	0000000000000000	00000	50910899	12020751	Earning From Jetty Services	0.00	100,000,000.00	0.00
<b>12022000 FEES - GENERAL (CONT.)</b>							<b>440,000,000.00</b>	<b>840,000,000.00</b>	<b>0.00</b>
02101	023200100100	0000000000000000	00000	50910899	12022178	Other Levies	30,000,000.00	30,000,000.00	0.00
02101	023200100100	0000000000000000	00000	50910899	12022320	Bridging	10,000,000.00	10,000,000.00	0.00
02101	023200100100	0000000000000000	00000	50910899	12022321	Petrocross Tank Farm Operation	0.00	200,000,000.00	0.00
02101	023200100100	0000000000000000	00000	50910899	12022105	Haulage (Petrocross )	100,000,000.00	100,000,000.00	0.00
02101	023200100100	0000000000000000	00000	50910899	12022103	Petrocross Fuel Retail Outlet	0.00	200,000,000.00	0.00
02101	023200100100	0000000000000000	00000	50910899	12022104	Haulage (General )	100,000,000.00	100,000,000.00	0.00
02101	023200100100	0000000000000000	00000	50910899	12022106	Retail Outlet (Lease )	200,000,000.00	200,000,000.00	0.00
<b>12023000 SALES GENERAL (CONT.)</b>							<b>30,000,000.00</b>	<b>30,000,000.00</b>	<b>0.00</b>
02101	023200100100	0000000000000000	00000	50910899	12023141	Other Sales	30,000,000.00	30,000,000.00	0.00
<b>CAPITAL RECIEPTS</b>							<b>1,200,000,000.00</b>	<b>1,200,000,000.00</b>	
<b>14020200 OTHER CAPITAL RECEIPTS_14020200</b>							<b>1,200,000,000.00</b>	<b>1,200,000,000.00</b>	
02101	023200100100	0000000000000000	00000	50910899	14020201	Other Capital Receipts To Cdf	1,200,000,000.00	1,200,000,000.00	
<b>PERSONNEL COST</b>							<b>13,284,737.61</b>	<b>11,523,058.62</b>	<b>6,255,410.06</b>
<b>21010100 SALARIES AND WAGES</b>							<b>6,942,665.43</b>	<b>5,679,801.38</b>	<b>3,282,233.44</b>
02101	023200100100	0000000000000000	00000	50910899	21010101	Salary	6,942,665.43	5,679,801.38	3,282,233.44
<b>21020100 ALLOWANCES</b>							<b>6,342,072.18</b>	<b>5,843,257.24</b>	<b>2,973,176.62</b>
02101	023200100100	0000000000000000	00000	50910899	21020104	Meal Subsidy_21020104	214,533.00	192,468.90	99,395.20
02101	023200100100	0000000000000000	00000	50910899	21020103	Leave Grant	642,475.20	649,947.58	328,218.64
02101	023200100100	0000000000000000	00000	50910899	21020108	Domestic Servant	1,177,246.50	1,177,246.56	392,415.52
02101	023200100100	0000000000000000	00000	50910899	21020105	Rent	3,212,376.48	2,838,900.96	1,641,117.18
02101	023200100100	0000000000000000	00000	50910899	21020109	Entertainment	22,800.00	22,800.00	15,200.00
02101	023200100100	0000000000000000	00000	50910899	21020107	Utility	128,719.80	115,465.80	59,632.00
02101	023200100100	0000000000000000	00000	50910899	21020106	Transport	943,921.20	846,427.44	437,198.08
<b>OVERHEAD COST</b>							<b>12,000,000.00</b>	<b>11,029,100.00</b>	<b>0.00</b>
<b>22020100 TRAVEL AND TRANSPORT - GENERAL</b>							<b>3,332,200.00</b>	<b>3,300,000.00</b>	<b>0.00</b>
02101	023200100100	0000000000000000	00000	50910899	22020102	Local Travel and Transport	3,332,200.00	3,300,000.00	0.00
<b>22020200 UTILITIES - GENERAL</b>							<b>121,600.00</b>	<b>121,600.00</b>	<b>0.00</b>
02101	023200100100	0000000000000000	00000	50910899	22020212	Mails, Courier, Diplomatic Mail	40,000.00	40,000.00	0.00
02101	023200100100	0000000000000000	00000	50910899	22020206	Sewage Charges	80,000.00	80,000.00	0.00
02101	023200100100	0000000000000000	00000	50910899	22020202	Telephone Charges	1,600.00	1,600.00	0.00
<b>22020300 MATERIALS AND SUPPLIES - GENERAL</b>							<b>1,627,000.00</b>	<b>737,500.00</b>	<b>0.00</b>
02101	023200100100	0000000000000000	00000	50910899	22020315	Office Material And Supplies	695,000.00	537,500.00	0.00
02101	023200100100	0000000000000000	00000	50910899	22020316	Computer Materials And Supplies_22020316	782,000.00	150,000.00	0.00

**CERTIFIED TRUE COPY**




# CROSS RIVER STATE CHART OF ACCOUNT 2020

## ECONOMIC

### 023200100100 MPR MINISTRY OF PETROLEUM RESOURCES

Fund	Administrative	Programme	Func	Geo	Economic	Description	Approved Budget 2020	Approved Provision 2019	Actual Rev./Exp. Jan -Aug 2019
02101	023200100100	0000000000000000	00000	50910899	22020304	Magazines and Periodicals	150,000.00	50,000.00	0.00
					<b>22020400</b>	<b>MAINTENANCE SERVICES - GENERAL</b>	<b>5,859,200.00</b>	<b>5,970,000.00</b>	<b>0.00</b>
02101	023200100100	0000000000000000	00000	50910899	22020417	Maintenance Of Office Building	1,004,200.00	500,000.00	0.00
02101	023200100100	0000000000000000	00000	50910899	22020415	Maintenance Of Office Equipments	540,000.00	280,000.00	0.00
02101	023200100100	0000000000000000	00000	50910899	22020414	Maintenance Of Computer And It Equipments	280,000.00	240,000.00	0.00
02101	023200100100	0000000000000000	00000	50910899	22020402	Maintenance Of Office Furniture	500,000.00	100,000.00	0.00
02101	023200100100	0000000000000000	00000	50910899	22020401	Maintenance Of Motor Vehicle/Transport Equipment	1,980,000.00	3,070,000.00	0.00
02101	023200100100	0000000000000000	00000	50910899	22020405	Maintenance Of Plants/Generators	1,555,000.00	1,780,000.00	0.00
					<b>22021000</b>	<b>MISCELLANEOUS EXPENSES GENERAL</b>	<b>1,060,000.00</b>	<b>900,000.00</b>	<b>0.00</b>
02101	023200100100	0000000000000000	00000	50910899	22021057	Entertainment at Meetings	1,060,000.00	900,000.00	0.00
						<b>CONSOLIDATED REVENUE CHARGES</b>	<b>10,063,826.96</b>	<b>10,063,826.96</b>	<b>5,317,669.00</b>
02101	023200100100	0000000000000000	00000	50910899	21010103	Consolidated Revenue Fund Charge- Salaries	10,063,826.96	10,063,826.96	5,317,669.00
						<b>CAPITAL EXPENDITURE</b>	<b>11,272,420,375.00</b>	<b>7,212,745,375.00</b>	
03101	023200100100	099000000003802	70452	50910899	32010204	Design and Construction of a Jetty	700,000,000.00	700,000,000.00	
03101	023200100100	099000000003814	71061	50910899	23050106	Provision of Office Accomodation and 4No Hilux vans(1 per Senatorial District & Cal Hqtrs)	3,900,000.00	3,900,000.00	
03101	023200100100	099000000003815	70161	50910899	23050106	Holding of quaterly consultation and sensitization meetings of stakeholders on quality control for certification	650,000.00	650,000.00	
03101	023200100100	099000000003816	70131	50910899	23010112	Procurement of Office Furniture	5,742,750.00	5,742,750.00	
03101	023200100100	099000000003817	70461	50910899	23010113	Purchase of 10No HP Desktop Computers & Accessories,6No Laptops	1,327,625.00	1,327,625.00	
03101	023200100100	099000000003818	70437	50910899	23050109	Credit Line for Petroleum(Cargo Trading)	1,000,000,000.00	1,000,000,000.00	
03101	023200100100	099000000003811	70161	50910899	23050103	Quaterly Monitoring and Supervision of projects,including end of year monitoring & evaluation/reporting	2,000,000,000.00	325,000.00	
03101	023200100100	099000000003801	70443	50910899	23020118	Construction of Mega Stations across the 18 LGAs in the State	540,000,000.00	480,000,000.00	
03101	023200100100	099000000003803	70131	50910899	23050114	Training & Retraining of 15No persons on high-level Specialised Professional Skills for effective and efficient operation of the sector	1,950,000.00	1,950,000.00	
03101	023200100100	099000000003805	70443	50910899	32010218	Design & Construction of a Modular Petrol Refinery	2,000,000,000.00	2,000,000,000.00	
03101	023200100100	099000000003813	70437	50910899	23050106	Hydro - Carbon Frontier Exploration / Gas	2,000,000,000.00	2,000,000,000.00	
03101	023200100100	099000000003810	70443	50910899	32010204	Design and Construction of 1No Tank Farm in Adiabo	3,000,000,000.00	1,000,000,000.00	
03101	023200100100	099000000003806	70437	50910899	23050112	Change of Name/Incorporation of PETROCROSS as a Business concern Overseeing Cross River State Investments in the Petroleum Industry	6,500,000.00	6,500,000.00	
03101	023200100100	099000000003809	70131	50910899	23010139	Procurement of Office Equipments for all Offices	1,950,000.00	1,950,000.00	
03101	023200100100	099000000003808	70421	50910899	23020113	Renovation of State Owned Farms	6,500,000.00	6,500,000.00	
03101	023200100100	099000000003807	70436	50910899	23030119	Renovation of Fuel Dumps at MOW and 100 Marian Road	3,250,000.00	3,250,000.00	
03101	023200100100	099000000003804	70131	50910899	23050115	Training and Retraining of 15No persons on lower/middle level Technical Skills	650,000.00	650,000.00	
03101	023200100100	099000000003812	70436	50910899	23050101	Hydro - Carbon Frontier Exploration			





# CROSS RIVER STATE CHART OF ACCOUNT 2020

## ECONOMIC

### 023200100100 MPR MINISTRY OF PETROLEUM RESOURCES

<u>Fund</u>	<u>Administrative</u>	<u>Programme</u>	<u>Funcic</u>	<u>Geo</u>	<u>Economic</u>	<u>Description</u>	<u>Approved Budget 2020</u>	<u>Approved Provision 2019</u>	<u>Actual Rev./Exp.</u> <u>Jan -Aug 2019</u>
<b>SUMMARY</b>									
					<b>Recurrent Revenue</b>		500,000,000.00	1,000,000,000.00	0.00
					<b>Capital Receipts</b>		1,200,000,000.00	1,200,000,000.00	0.00
					<b>TOTAL</b>		<b>1,700,000,000.00</b>	<b>2,200,000,000.00</b>	<b>0.00</b>
					<b>Personnel Cost</b>		13,284,737.61	11,523,058.62	6,255,410.06
					<b>Overhead Cost</b>		12,000,000.00	11,029,100.00	0.00
					<b>Consolidated Revenue Charges</b>		10,063,826.96	10,063,826.96	5,317,669.00
					<b>SUB-TOTAL</b>		35,348,564.57	32,615,985.58	11,573,079.06
					<b>Capital Expenditure</b>		11,272,420,375.00	7,212,745,375.00	
					<b>TOTAL</b>		<b>11,307,768,939.57</b>	<b>7,245,361,360.58</b>	<b>11,573,079.06</b>

30-2-2020  
  
 CERTIFIED TRUE COPY




# CROSS RIVER STATE CHART OF ACCOUNT 2020

## ECONOMIC

### 023200200100 MGD MINISTRY OF GAS DEVELOPMENT

Fund	Administrative	Programme	Func	Geo	Economic	Description	Approved Budget 2020	Approved Provision 2019	Actual Rev./Exp. Jan -Aug 2019
<b>PERSONNEL COST</b>							<b>11,329,161.00</b>	<b>12,469,410.00</b>	<b>37,389,077.42</b>
<b>21010100 SALARIES AND WAGES</b>							<b>5,044,490.00</b>	<b>5,986,650.00</b>	<b>4,489,987.50</b>
02101	023200200100	0000000000000000	00000	50910899	21010101	Salary	5,044,490.00	5,986,650.00	4,489,987.50
<b>21020100 ALLOWANCES</b>							<b>6,284,671.00</b>	<b>6,482,760.00</b>	<b>32,899,089.92</b>
02101	023200200100	0000000000000000	00000	50910899	21020105	Rent	2,520,250.00	2,991,960.00	14,829,199.96
02101	023200200100	0000000000000000	00000	50910899	21020103	Leave Grant	644,450.00	598,660.00	390,052.50
02101	023200200100	0000000000000000	00000	50910899	21020104	Meal Subsidy_21020104	218,110.00	201,290.00	127,702.50
02101	023200200100	0000000000000000	00000	50910899	21020109	Entertainment	45,600.00	34,200.00	17,100.00
02101	023200200100	0000000000000000	00000	50910899	21020106	Transport	959,450.00	885,440.00	2,061,712.50
02101	023200200100	0000000000000000	00000	50910899	21020108	Domestic Servant	1,765,860.00	1,482,950.00	891,480.00
02101	023200200100	0000000000000000	00000	50910899	21020107	Utility	130,951.00	288,260.00	14,581,842.46
<b>OVERHEAD COST</b>							<b>12,000,000.00</b>	<b>11,425,000.00</b>	<b>946,000.00</b>
<b>22020100 TRAVEL AND TRANSPORT - GENERAL</b>							<b>7,110,000.00</b>	<b>7,600,000.00</b>	<b>305,000.00</b>
02101	023200200100	0000000000000000	00000	50910899	22020102	Local Travel and Transport	3,650,000.00	7,600,000.00	305,000.00
02101	023200200100	0000000000000000	00000	50910899	22020101	Local Travel and Transport	3,460,000.00	0.00	0.00
<b>22020200 UTILITIES - GENERAL</b>							<b>110,000.00</b>	<b>225,000.00</b>	<b>0.00</b>
02101	023200200100	0000000000000000	00000	50910899	22020212	Mails, Courier, Diplomatic Mail	0.00	75,000.00	0.00
02101	023200200100	0000000000000000	00000	50910899	22020202	Telephone Charges	110,000.00	150,000.00	0.00
<b>22020300 MATERIALS AND SUPPLIES - GENERAL</b>							<b>2,750,000.00</b>	<b>755,000.00</b>	<b>121,000.00</b>
02101	023200200100	0000000000000000	00000	50910899	22020314	Other Material and Supplies	150,000.00	100,000.00	0.00
02101	023200200100	0000000000000000	00000	50910899	22020305	Printing Of Non Security Documents	100,000.00	60,000.00	0.00
02101	023200200100	0000000000000000	00000	50910899	22020316	Computer Materials And Supplies_22020316	550,000.00	0.00	0.00
02101	023200200100	0000000000000000	00000	50910899	22020315	Office Material And Supplies	1,950,000.00	595,000.00	121,000.00
<b>22020400 MAINTENANCE SERVICES - GENERAL</b>							<b>1,630,000.00</b>	<b>2,270,000.00</b>	<b>520,000.00</b>
02101	023200200100	0000000000000000	00000	50910899	22020417	Maintenance Of Office Building	80,000.00	280,000.00	0.00
02101	023200200100	0000000000000000	00000	50910899	22020401	Maintenance Of Motor Vehicle/Transport Equipment	310,000.00	500,000.00	222,000.00
02101	023200200100	0000000000000000	00000	50910899	22020402	Maintenance Of Office Furniture	590,000.00	570,000.00	0.00
02101	023200200100	0000000000000000	00000	50910899	22020414	Maintenance Of Computer And It Equipments	430,000.00	620,000.00	0.00
02101	023200200100	0000000000000000	00000	50910899	22020415	Maintenance Of Office Equipments	220,000.00	300,000.00	298,000.00
<b>22020500 TRAINING - GENERAL</b>							<b>300,000.00</b>	<b>100,000.00</b>	<b>0.00</b>
02101	023200200100	0000000000000000	00000	50910899	22020505	Workshops, Conference And Seminar	160,000.00	0.00	0.00
02101	023200200100	0000000000000000	00000	50910899	22020501	Local Training	140,000.00	100,000.00	0.00
<b>22020600 OTHER SERVICES - GENERAL</b>							<b>0.00</b>	<b>100,000.00</b>	<b>0.00</b>
02101	023200200100	0000000000000000	00000	50910899	22020639	Press And Public Relation/ Advertisement	0.00	100,000.00	0.00
<b>22020900 FINANCIAL CHARGES - GENERAL</b>							<b>100,000.00</b>	<b>200,000.00</b>	<b>0.00</b>
02101	023200200100	0000000000000000	00000	50910899	22020901	Bank Charges (Other Than Interest)	100,000.00	200,000.00	0.00
<b>22021000 MISCELLANEOUS EXPENSES GENERAL</b>							<b>0.00</b>	<b>175,000.00</b>	<b>0.00</b>
02101	023200200100	0000000000000000	00000	50910899	22021057	Entertainment at Meetings	0.00	175,000.00	0.00
<b>CONSOLIDATED REVENUE CHARGES</b>							<b>9,895,747.60</b>	<b>9,895,747.60</b>	<b>7,421,810.70</b>





# CROSS RIVER STATE CHART OF ACCOUNT 2020

## ECONOMIC

### 023200200100 MGD MINISTRY OF GAS DEVELOPMENT

Fund	Administrative	Programme	Func	Geo	Economic	Description	Approved Budget 2020	Approved Provision 2019	Actual Rev./Exp. Jan -Aug 2019
02101	023200200100	0000000000000000	00000	50910899	21010103	Consolidated Revenue Fund Charge- Salaries	9,895,747.60	9,895,747.60	7,421,810.70
<b>CAPITAL EXPENDITURE</b>							<b>1,640,500,000.00</b>	<b>3,140,500,000.00</b>	
03101	023200200100	099000000004005	70133	50910899	23050103	Engagement of Gas Consultant	25,000,000.00	25,000,000.00	
03101	023200200100	099000000004010	70461	50910899	23010139	Purchase of Office Equipment	2,500,000.00	2,500,000.00	
03101	023200200100	099000000004001	70131	50910899	23050101	Training on Project Management	2,500,000.00	2,500,000.00	
03101	023200200100	099000000004007	70133	50910899	32030108	Facilitation of the Domestication of State Gas Policy	3,000,000.00	3,000,000.00	
03101	023200200100	099000000004004	70411	50910899	23050101	Incorporation of Petro-Gas Company Limited	3,000,000.00	3,000,000.00	
03101	023200200100	099000000004003	70436	50910899	23020118	Feasibility Study, Design and Construction of LPG Plant	1,000,000,000.00	2,000,000,000.00	
03101	023200200100	099000000004002	70436	50910899	23020103	Design and Construction of liquified Natural Gas	500,000,000.00	1,000,000,000.00	
03101	023200200100	099000000004009	70131	50910899	23010112	Purchase of Office Furniture	3,000,000.00	3,000,000.00	
03101	023200200100	099000000004008	70161	50910899	23050104	International Conference on Gas	100,000,000.00	100,000,000.00	
03101	023200200100	099000000004006	71061	50910899	23010102	Rent of Office Accommodation	1,500,000.00	1,500,000.00	

#### SUMMARY

<b>Recurrent Revenue</b>			0.00
<b>Capital Receipts</b>			0.00
<b>TOTAL</b>			<b>0.00</b>
<b>Personnel Cost</b>	11,329,161.00	12,469,410.00	37,389,077.42
<b>Overhead Cost</b>	12,000,000.00	11,425,000.00	946,000.00
<b>Consolidated Revenue Charges</b>	9,895,747.60	9,895,747.60	7,421,810.70
<b>SUB-TOTAL</b>	<b>33,224,908.60</b>	<b>33,790,157.60</b>	<b>45,756,888.12</b>
<b>Capital Expenditure</b>	1,640,500,000.00	3,140,500,000.00	
<b>TOTAL</b>	<b>1,673,724,908.60</b>	<b>3,174,290,157.60</b>	<b>45,756,888.12</b>





# CROSS RIVER STATE CHART OF ACCOUNT 2020

## ECONOMIC

### 023305100100 DMR DEPARTMENT OF MINERAL RESOURCES

Fund	Administrative	Programme	Func	Geo	Economic	Description	Approved Budget 2020	Approved Provision 2019	Actual Rev./Exp. Jan -Aug 2019
<b>PERSONNEL COST</b>							<b>5,027,692.08</b>	<b>5,027,692.08</b>	<b>0.00</b>
<b>21010100 SALARIES AND WAGES</b>							<b>2,628,680.36</b>	<b>2,628,680.36</b>	<b>0.00</b>
02101	023305100100	0000000000000000	00000	50910899	21010101	Salary	2,628,680.36	2,628,680.36	0.00
<b>21020100 ALLOWANCES</b>							<b>2,399,011.72</b>	<b>2,399,011.72</b>	<b>0.00</b>
02101	023305100100	0000000000000000	00000	50910899	21020151	Shifting	139,675.00	139,675.00	0.00
02101	023305100100	0000000000000000	00000	50910899	21020115	Hazard Allowance	42,000.00	42,000.00	0.00
02101	023305100100	0000000000000000	00000	50910899	21020107	Utility	39,418.80	39,418.80	0.00
02101	023305100100	0000000000000000	00000	50910899	21020104	Meal Subsidy_21020104	87,895.20	87,895.20	0.00
02101	023305100100	0000000000000000	00000	50910899	21020103	Leave Grant	283,933.32	283,933.32	0.00
02101	023305100100	0000000000000000	00000	50910899	21020106	Transport	386,423.04	386,423.04	0.00
02101	023305100100	0000000000000000	00000	50910899	21020105	Rent	1,419,666.36	1,419,666.36	0.00
<b>OVERHEAD COST</b>							<b>3,000,000.00</b>	<b>0.00</b>	<b>0.00</b>
<b>22020100 TRAVEL AND TRANSPORT - GENERAL</b>							<b>500,000.00</b>	<b>0.00</b>	<b>0.00</b>
02101	023305100100	0000000000000000	00000	50910899	22020101	Local Travel and Transport	500,000.00	0.00	0.00
<b>22020300 MATERIALS AND SUPPLIES - GENERAL</b>							<b>500,000.00</b>	<b>0.00</b>	<b>0.00</b>
02101	023305100100	0000000000000000	00000	50910899	22020315	Office Material And Supplies	200,000.00	0.00	0.00
02101	023305100100	0000000000000000	00000	50910899	22020316	Computer Materials And Supplies_22020316	200,000.00	0.00	0.00
02101	023305100100	0000000000000000	00000	50910899	22020314	Other Material and Supplies	100,000.00	0.00	0.00
<b>22020400 MAINTENANCE SERVICES - GENERAL</b>							<b>1,200,000.00</b>	<b>0.00</b>	<b>0.00</b>
02101	023305100100	0000000000000000	00000	50910899	22020417	Maintenance Of Office Building	200,000.00	0.00	0.00
02101	023305100100	0000000000000000	00000	50910899	22020402	Maintenance Of Office Furniture	200,000.00	0.00	0.00
02101	023305100100	0000000000000000	00000	50910899	22020405	Maintenance Of Plants/Generators	200,000.00	0.00	0.00
02101	023305100100	0000000000000000	00000	50910899	22020401	Maintenance Of Motor Vehicle/Transport Equipment	200,000.00	0.00	0.00
02101	023305100100	0000000000000000	00000	50910899	22020414	Maintenance Of Computer And It Equipments	200,000.00	0.00	0.00
02101	023305100100	0000000000000000	00000	50910899	22020415	Maintenance Of Office Equipments	200,000.00	0.00	0.00
<b>22020500 TRAINING - GENERAL</b>							<b>500,000.00</b>	<b>0.00</b>	<b>0.00</b>
02101	023305100100	0000000000000000	00000	50910899	22020501	Local Training	500,000.00	0.00	0.00
<b>22020600 OTHER SERVICES - GENERAL</b>							<b>200,000.00</b>	<b>0.00</b>	<b>0.00</b>
02101	023305100100	0000000000000000	00000	50910899	22020635	Other Service	200,000.00	0.00	0.00
<b>22021000 MISCELLANEOUS EXPENSES GENERAL</b>							<b>100,000.00</b>	<b>0.00</b>	<b>0.00</b>
02101	023305100100	0000000000000000	00000	50910899	22021057	Entertainment at Meetings	100,000.00	0.00	0.00
<b>CONSOLIDATED REVENUE CHARGES</b>							<b>3,600,000.00</b>	<b>3,600,000.00</b>	<b>0.00</b>
02101	023305100100	0000000000000000	00000	50910899	21010103	Consolidated Revenue Fund Charge- Salaries	3,600,000.00	3,600,000.00	0.00
<b>CAPITAL EXPENDITURE</b>							<b>51,000,000.00</b>	<b>51,000,000.00</b>	
03101	023305100100	099000000003009	70110	50910899	23030108	Preparation of Draft Mineral policy and Legal Framework to CRSHA	2,500,000.00	2,500,000.00	
03101	023305100100	099000000003007	70131	50910899	23050101	Acquisition of technical Services (Consultancy)	20,000,000.00	20,000,000.00	
03101	023305100100	099000000003008	70133	50910899	23010112	Procurement of Office Furniture	7,500,000.00	7,500,000.00	
03101	023305100100	099000000003001	70133	50910899	23010102	Office Accommodation for 3 (three) Zonal Offices	1,500,000.00	1,500,000.00	

**CERTIFIED TRUE COPY**



# CROSS RIVER STATE CHART OF ACCOUNT 2020

## ECONOMIC

### 023305100100 DMR DEPARTMENT OF MINERAL RESOURCES

<u>Fund</u>	<u>Administrative</u>	<u>Programme</u>	<u>Functic</u>	<u>Geo</u>	<u>Economic</u>	<u>Description</u>	<u>Approved Budget 2020</u>	<u>Approved Provision 2019</u>	<u>Actual Rev./Exp.</u> <u>Jan -Aug 2019</u>
03101	023305100100	099000000003002	70131	50910899	23050101	Organise International Conference and Exhibition	10,000,000.00	10,000,000.00	
03101	023305100100	099000000003004	70131	50910899	23050103	Special Purpose Programme	1,000,000.00	1,000,000.00	
03101	023305100100	099000000003005	70431	50910899	23050103	provision of Patrol, Monitoring and Logistic Vehicle	5,000,000.00	5,000,000.00	
03101	023305100100	099000000003006	70132	50910899	23050105	Conduct a general Survey to Identify new Mineral resources deposits in the State	1,500,000.00	1,500,000.00	
03101	023305100100	099000000003003	70110	50910899	23050103	Sensitization and awareness Programme on Mineral Recourses Development in the State	2,000,000.00	2,000,000.00	

#### SUMMARY

<b>Recurrent Revenue</b>			0.00
<b>Capital Receipts</b>			0.00
<b>TOTAL</b>			<b>0.00</b>
<b>Personnel Cost</b>	5,027,692.08	5,027,692.08	0.00
<b>Overhead Cost</b>	3,000,000.00	0.00	0.00
<b>Consolidated Revenue Charges</b>	3,600,000.00	3,600,000.00	0.00
<b>SUB-TOTAL</b>	11,627,692.08	8,627,692.08	0.00
<b>Capital Expenditure</b>	51,000,000.00	51,000,000.00	
<b>TOTAL</b>	<b>62,627,692.08</b>	<b>59,627,692.08</b>	<b>0.00</b>







# CROSS RIVER STATE CHART OF ACCOUNT 2020

## ECONOMIC

### 023400100100 MOW MINISTRY OF WORKS

Fund	Administrative	Programme	Func	Geo	Economic	Description	Approved Budget 2020	Approved Provision 2019	Actual Rev./Exp. Jan -Aug 2019
<b>RECURRENT REVENUE</b>							<b>5,500,000.00</b>	<b>10,017,468.00</b>	<b>0.00</b>
<b>12020400 FEES - GENERAL</b>							<b>500,000.00</b>	<b>1,000,000.00</b>	<b>0.00</b>
02101	023400100100	0000000000000000	00000	50910899	12020454	Parking Fees	500,000.00	1,000,000.00	0.00
<b>12020600 SALES - GENERAL</b>							<b>3,000,000.00</b>	<b>5,000,000.00</b>	<b>0.00</b>
02101	023400100100	0000000000000000	00000	50910899	12020604	Sales Of Stores/Scraps/Unservicable Items	3,000,000.00	5,000,000.00	0.00
<b>12022000 FEES - GENERAL (CONT.)</b>							<b>2,000,000.00</b>	<b>4,017,468.00</b>	<b>0.00</b>
02101	023400100100	0000000000000000	00000	50910899	12022147	Fees from the Training School	2,000,000.00	4,017,468.00	0.00
<b>PERSONNEL COST</b>							<b>99,491,282.84</b>	<b>121,272,743.31</b>	<b>62,679,825.67</b>
<b>21010100 SALARIES AND WAGES</b>							<b>57,267,319.14</b>	<b>62,310,880.11</b>	<b>34,483,650.39</b>
02101	023400100100	0000000000000000	00000	50910899	21010106	Provision For Salary Increment	1,135,693.92	0.00	0.00
02101	023400100100	0000000000000000	00000	50910899	21010105	Provision For Promotion	10,269,438.22	0.00	0.00
02101	023400100100	0000000000000000	00000	50910899	21010101	Salary	45,862,187.00	62,310,880.11	34,483,650.39
<b>21020100 ALLOWANCES</b>							<b>42,223,963.70</b>	<b>58,961,863.20</b>	<b>28,196,175.28</b>
02101	023400100100	0000000000000000	00000	50910899	21020107	Utility	854,252.64	1,077,544.50	654,932.95
02101	023400100100	0000000000000000	00000	50910899	21020109	Entertainment	102,600.00	132,050.00	123,550.00
02101	023400100100	0000000000000000	00000	50910899	21020111	Vehicle Maintainance	441,284.27	0.00	0.00
02101	023400100100	0000000000000000	00000	50910899	21020188	Stipends to Resources Persons	1,500,000.00	1,500,000.00	0.00
02101	023400100100	0000000000000000	00000	50910899	21020120	Corpers' Allowance	294,189.51	0.00	0.00
02101	023400100100	0000000000000000	00000	50910899	21020108	Domestic Servant	3,826,051.32	4,586,356.39	1,545,136.11
02101	023400100100	0000000000000000	00000	50910899	21020106	Transport	6,264,519.36	7,775,360.12	4,497,827.06
02101	023400100100	0000000000000000	00000	50910899	21020105	Rent	22,931,093.50	31,227,435.88	17,241,825.21
02101	023400100100	0000000000000000	00000	50910899	21020103	Leave Grant	4,586,218.70	10,705,772.95	3,059,883.40
02101	023400100100	0000000000000000	00000	50910899	21020180	Excess Work Load	0.00	205,016.76	63,000.00
02101	023400100100	0000000000000000	00000	50910899	21020104	Meal Subsidy_21020104	1,423,754.40	1,752,326.60	1,010,020.55
<b>OVERHEAD COST</b>							<b>18,725,000.00</b>	<b>20,248,200.00</b>	<b>600,000.00</b>
<b>22020100 TRAVEL AND TRANSPORT - GENERAL</b>							<b>10,770,000.00</b>	<b>16,500,000.00</b>	<b>430,000.00</b>
02101	023400100100	0000000000000000	00000	50910899	22020102	Local Travel and Transport	10,770,000.00	16,500,000.00	430,000.00
<b>22020200 UTILITIES - GENERAL</b>							<b>140,000.00</b>	<b>100,000.00</b>	<b>0.00</b>
02101	023400100100	0000000000000000	00000	50910899	22020212	Mails, Courier, Diplomatic Mail	120,000.00	50,000.00	0.00
02101	023400100100	0000000000000000	00000	50910899	22020206	Sewage Charges	20,000.00	50,000.00	0.00
<b>22020300 MATERIALS AND SUPPLIES - GENERAL</b>							<b>1,919,700.00</b>	<b>599,600.00</b>	<b>0.00</b>
02101	023400100100	0000000000000000	00000	50910899	22020315	Office Material And Supplies	601,500.00	147,000.00	0.00
02101	023400100100	0000000000000000	00000	50910899	22020310	Teaching Aids / Instruction Materials	20,000.00	10,000.00	0.00
02101	023400100100	0000000000000000	00000	50910899	22020304	Magazines and Periodicals	25,200.00	25,000.00	0.00
02101	023400100100	0000000000000000	00000	50910899	22020314	Other Material and Supplies	0.00	70,000.00	0.00
02101	023400100100	0000000000000000	00000	50910899	22020305	Printing Of Non Security Documents	175,000.00	100,000.00	0.00
02101	023400100100	0000000000000000	00000	50910899	22020316	Computer Materials And Supplies_22020316	1,098,000.00	247,600.00	0.00
<b>22020400 MAINTENANCE SERVICES - GENERAL</b>							<b>5,537,500.00</b>	<b>2,822,600.00</b>	<b>170,000.00</b>
02101	023400100100	0000000000000000	00000	50910899	22020417	Maintenance Of Office Building	425,000.00	425,000.00	0.00

**CERTIFIED TRUE COPY**




# CROSS RIVER STATE CHART OF ACCOUNT 2020

## ECONOMIC

### 023400100100 MOW MINISTRY OF WORKS

Fund	Administrative	Programme	Functic	Geo	Economic	Description	Approved Budget 2020	Approved Provision 2019	Actual Rev./Exp. Jan -Aug 2019
02101	023400100100	0000000000000000	00000	50910899	22020402	Maintenance Of Office Furniture	500,000.00	105,000.00	0.00
02101	023400100100	0000000000000000	00000	50910899	22020404	Maintenance Of Office / It Equipments	660,000.00	90,000.00	0.00
02101	023400100100	0000000000000000	00000	50910899	22020405	Maintenance Of Plants/Generators	1,000,000.00	0.00	0.00
02101	023400100100	0000000000000000	00000	50910899	22020414	Maintenance Of Computer And It Equipments	960,000.00	790,800.00	0.00
02101	023400100100	0000000000000000	00000	50910899	22020415	Maintenance Of Office Equipments	939,500.00	530,000.00	170,000.00
02101	023400100100	0000000000000000	00000	50910899	22020401	Maintenance Of Motor Vehicle/Transport Equipment	1,053,000.00	881,800.00	0.00
					<b>22020600</b>	<b>OTHER SERVICES - GENERAL</b>	<b>50,000.00</b>	<b>50,000.00</b>	<b>0.00</b>
02101	023400100100	0000000000000000	00000	50910899	22020639	Press And Public Relation/ Advertisement	50,000.00	50,000.00	0.00
					<b>22020900</b>	<b>FINANCIAL CHARGES - GENERAL</b>	<b>47,800.00</b>	<b>20,000.00</b>	<b>0.00</b>
02101	023400100100	0000000000000000	00000	50910899	22020901	Bank Charges (Other Than Interest)	47,800.00	20,000.00	0.00
					<b>22021000</b>	<b>MISCELLANEOUS EXPENSES GENERAL</b>	<b>260,000.00</b>	<b>156,000.00</b>	<b>0.00</b>
02101	023400100100	0000000000000000	00000	50910899	22021003	Publicity and Advertisements	50,000.00	50,000.00	0.00
02101	023400100100	0000000000000000	00000	50910899	22021047	Servicom	10,000.00	10,000.00	0.00
02101	023400100100	0000000000000000	00000	50910899	22021057	Entertainment at Meetings	200,000.00	96,000.00	0.00
						<b>CONSOLIDATED REVENUE CHARGES</b>	<b>9,395,505.73</b>	<b>9,395,488.45</b>	<b>5,493,885.63</b>
02101	023400100100	0000000000000000	00000	50910899	21010103	Consolidated Revenue Fund Charge- Salaries	9,395,505.73	9,395,488.45	5,493,885.63
						<b>CAPITAL EXPENDITURE</b>	<b>51,001,188,677.42</b>	<b>29,731,350,115.42</b>	
03101	023400100100	007150000080104	70451	50910899	23020114	Ansa Effiom Street(350m)	3,250,000.00	3,250,000.00	
03101	023400100100	007150000130107	70451	50910899	23020114	Iyamoyong-Okumuruk-Iyamitet Road(20KM)	14,300,000.00	14,300,000.00	
03101	023400100100	007150000170133	70451	50910899	23020114	Well Kenan (957m)			
03101	023400100100	007150000130101	70451	50910899	23020114	Nunkpen Road - Apiapum			
03101	023400100100	007150000180101	70451	50910899	23010203	Ebi Market Sguare - Obat - Okakala Road	9,750,000.00	9,750,000.00	
03101	023400100100	007150000130102	70451	50910899	23020114	Ohana Ogambang road (1.5km)	8,450,000.00	8,450,000.00	
03101	023400100100	007150000070113	70451	50910899	23020114	Boki East-West Road	4,000,000,000.00	4,000,000.00	
03101	023400100100	007150000130109	70451	50910899	23020114	Ebiem -Ofomana - Isobo - Road	32,500,000.00	32,500,000.00	
03101	023400100100	007150000180100	70451	50910899	23010203	DELIVERY OF STANDARD ROADS INFRASTRUCTURE NETWORK WITHIN URBAN/SUB-URBAN AREAS OF THE STATE			
03101	023400100100	007150000070114	70451	50910899	23020114	Wula-New Jerusalem Road (6000m)	27,300,000.00	27,300,000.00	
03101	023400100100	007150000070115	70451	50910899	23020114	Okwabang - Butatong Road	195,000,000.00	195,000,000.00	
03101	023400100100	007150000070116	70451	50910899	23020114	Okangha Mkpansi Road - Ikom			
03101	023400100100	007150000070117	70451	50910899	23020114	Biakwan - Biajua Road	156,000,000.00	156,000,000.00	
03101	023400100100	007150000080000	70451	50910899	23020114	CONSTRUCTION/REHABILITATION OF URBAN ROADS IN CALABAR MUNICIPALITY			
03101	023400100100	007150000080100	70451	50910899	23020114	DELIVERY OF STANDARD ROADS INFRASTRUCTURE NETWORK WITHIN URBAN/SUB-URBAN AREAS OF THE STATE			
03101	023400100100	007150000080114	70451	50910899	23020114	Macdona/Bonny Street(500m)	6,500,000.00	6,500,000.00	
03101	023400100100	007150000080103	70451	50910899	23020114	Offiong Ekpo Close off Ndidem Usang Iso Road (250m)	10,000,000.00	10,000,000.00	
03101	023400100100	007150000130103	70451	50910899	23020114	Onyadama - Ebo Road	40,000,000.00	39,000,000.00	





# CROSS RIVER STATE CHART OF ACCOUNT 2020

## ECONOMIC

### 023400100100 MOW MINISTRY OF WORKS

Fund	Administrative	Programme	Functic	Geo	Economic	Description	Approved Budget 2020	Approved Provision 2019	Actual Rev./Exp. Jan -Aug 2019
03101	023400100100	007150000090102	70451	50910899	23020114	Harcourt Street			
03101	023400100100	007150000080113	70451	50910899	23020114	Edem Udo Street,Bogobri(300m)	3,250,000.00	3,250,000.00	
03101	023400100100	007150000080101	70451	50910899	23020114	Construction of Road 1 federal Housing Estate Calabar			
03101	023400100100	007150000070100	70451	50910899	23020114	DELIVERY OF STANDARD ROADS INFRASTRUCTURE NETWORK WITHIN URBAN/SUB-URBAN AREAS OF THE STATE			
03101	023400100100	007150000080128	70451	50910899	23020114	Akai Efa. (670m)	27,300,000.00	27,300,000.00	
03101	023400100100	007150000080105	70451	50910899	23020114	Diamond Lane	4,875,000.00	4,875,000.00	
03101	023400100100	007150000090000	70451	50910899	23020114	CONSTRUCTION/REHABILITATION OF URBAN ROADS IN CALABAR SOUTH LGA			
03101	023400100100	007150000090100	70451	50910899	23020114	DELIVERY OF STANDARD ROADS INFRASTRUCTURE NETWORK WITHIN URBAN/SUB-URBAN AREAS OF THE STATE			
03101	023400100100	007150000090101	70451	50910899	23020114	Construction of Abasi Edem			
03101	023400100100	007150000140100	70451	50910899	23020114	DELIVERY OF STANDARD ROADS INFRASTRUCTURE NETWORK WITHIN URBAN/SUB-URBAN AREAS OF THE STATE			
03101	023400100100	007150000090103	70451	50910899	23020114	Central Junction Anatigha Hgter Road			
03101	023400100100	007150000090104	70451	50910899	23020114	Adam duke (580M)	25,000,000.00	25,000,000.00	
03101	023400100100	007150000080177	70451	50910899	23020114	Dan Archibong Guest House	3,250,000.00		
03101	023400100100	007150000140101	70451	50910899	23020114	Chief J.A. Agba - Anguel Ukandi- Utib Agiake Road (4km)	50,000,000.00	50,000,000.00	
03101	023400100100	007150000080115	70451	50910899	23020114	Mamman Vatsa way behind CRBDA(2500m)	8,190,000.00	8,190,000.00	
03101	023400100100	007150000130104	70451	50910899	23020114	Onyadama - Ogirugimi - Ogbang Road	39,000,000.00	39,000,000.00	
03101	023400100100	007150000080116	70451	50910899	23020114	Munene Layout off Nelson Mandela(350m)	3,250,000.00	3,250,000.00	
03101	023400100100	007150000080117	70451	50910899	23020114	Okon Ene Street(600m)	6,500,000.00	6,500,000.00	
03101	023400100100	007150000080118	70451	50910899	23020114	Essam Abasi Close(300m)	78,000,000.00	78,000,000.00	
03101	023400100100	007150000080119	70451	50910899	23020114	Ekeng Abia(350m)	5,850,000.00	5,850,000.00	
03101	023400100100	007150000080120	70451	50910899	23020114	Itu Okon Extension(450m)	5,850,000.00	5,850,000.00	
03101	023400100100	007150000080121	70451	50910899	23020114	Essien Asibong(1000m)	8,450,000.00	8,450,000.00	
03101	023400100100	007150000170136	70451	50910899	23020114	Idomi Ring Road	39,000,000.00	39,000,000.00	
03101	023400100100	007150000130106	70451	50910899	23020114	Ovonum-Ovaarkanghe-Ofatura Road(1KM)	4,550,000.00	4,550,000.00	
03101	023400100100	007150000080112	70451	50910899	23020114	Asira Close(350m)	3,250,000.00	3,250,000.00	
03101	023400100100	007150000130105	70451	50910899	23020114	Ovonum-Agomo-CRUTECH Road(2KM)	5,850,000.00	5,850,000.00	
03101	023400100100	007150000080127	70451	50910899	23020114	Access Road from MM highway through Bacoco to Calabar Metropolitan Market	3,250,000.00	3,250,000.00	
03101	023400100100	007150000130100	70451	50910899	23020114	DELIVERY OF STANDARD ROADS INFRASTRUCTURE NETWORK WITHIN URBAN/SUB-URBAN AREAS OF THE STATE			
03101	023400100100	007150000090111	70451	50910899	23020114	Beecrot(790m)	25,000,000.00	25,000,000.00	
03101	023400100100	007150000080158	70451	50910899	23020114	Jehovah Witness Road	3,250,000.00	3,250,000.00	
03101	023400100100	007150000080149	70451	50910899	23020114	Etta Agbor layout(400m)	4,875,000.00	4,875,000.00	

30-2-2020




# CROSS RIVER STATE CHART OF ACCOUNT 2020

## ECONOMIC

### 023400100100 MOW MINISTRY OF WORKS

Fund	Administrative	Programme	Functic	Geo	Economic	Description	Approved Budget 2020	Approved Provision 2019	Actual Rev./Exp. Jan -Aug 2019
03101	023400100100	007150000080132	70451	50910899	23020114	Archibong Eso lane (0.90km)	3,250,000.00	3,250,000.00	
03101	023400100100	007150000080122	70451	50910899	23020114	Ekorinim Eengry City Road (1.8km)	3,250,000.00	3,250,000.00	
03101	023400100100	007150000080123	70451	50910899	23020114	Ekpo Eyo Street, Calabar off MCC Road	32,500,000.00	32,500,000.00	
03101	023400100100	007150000080124	70451	50910899	23020114	Esuk Ata, Eneyo Road	13,000,000.00	13,000,000.00	
03101	023400100100	007150000080126	70451	50910899	23020114	Spring Road Ikot Omini (2km)	6,500,000.00	6,500,000.00	
03101	023400100100	007150000080169	70451	50910899	23020114	Oma Street(300m)	7,800,000.00	7,800,000.00	
03101	023400100100	007150000080154	70451	50910899	23020114	Ibom Layout Lane	2,275,000.00	2,275,000.00	
03101	023400100100	007150000130115	70451	50910899	23020114	Ofodua-Onyekenden-Assiga road with spur to waterside,Ahaha(20KM)	22,000,000.00	22,000,000.00	
03101	023400100100	007150000080129	70451	50910899	23020114	Akai Efa Network of Roads(1500m)			
03101	023400100100	007150000080142	70451	50910899	23020114	Edem Effio Okoho(300m)	3,250,000.00	3,250,000.00	
03101	023400100100	007150000080131	70451	50910899	23020114	Ansa Oti, off Parliamentary Extension (400m)	3,250,000.00	3,250,000.00	
03101	023400100100	007150000080141	70451	50910899	23020114	Ebuka Street(350m)	5,850,000.00	5,850,000.00	
03101	023400100100	007150000080133	70451	50910899	23020114	Asari Eso layout (0.65km)	10,400,000.00	10,400,000.00	
03101	023400100100	007150000080134	70451	50910899	23020114	Asphalting of Secondary Education Board Premises	3,250,000.00	3,250,000.00	
03101	023400100100	007150000080135	70451	50910899	23020114	Bakoko/ Nasarrawa	27,300,000.00	27,300,000.00	
03101	023400100100	007150000080136	70451	50910899	23020114	Bakoko-New Fed Housing L/out Rd(2000m)	27,300,000.00	27,300,000.00	
03101	023400100100	007150000080125	70451	50910899	23020114	Ito Orok Street off Ediba Road (150m)	3,250,000.00	3,250,000.00	
03101	023400100100	007150000080146	70451	50910899	23020114	Enima Omin(behind post service)(1500m)	7,800,000.00	7,800,000.00	
03101	023400100100	007150000080107	70451	50910899	23020114	Lion Gate Road,Ikot Ene-Obong(900m)	300,000,000.00	300,000,000.00	
03101	023400100100	007150000080108	70451	50910899	23020114	Offiong Ekpo close off Ndidem Usang Iso road(250m)	10,000,000.00	100,000,001.00	
03101	023400100100	007150000080109	70451	50910899	23020114	Akparika(350m)	3,250,000.00	3,250,000.00	
03101	023400100100	007150000080110	70451	50910899	23020114	Anating Street(400m)			
03101	023400100100	007150000080111	70451	50910899	23020114	Asikpo Okon Street Ekorinim(400m)	4,875,000.00	4,875,000.00	
03101	023400100100	007150000170135	70451	50910899	23020114	Ikpakapit Road	32,500,000.00	32,500,000.00	
03101	023400100100	007150000080102	70451	50910899	23020114	Anating Street (400m)	6,500,000.00	6,500,000.00	
03101	023400100100	007150000080151	70451	50910899	23020114	Factory Road, Ikot Omin/Liaison Farm Rd. (350m)	4,875,000.00	4,875,000.00	
03101	023400100100	007150000080143	70451	50910899	23020114	Efi Ete - Effiong Bassey by NEPA - Otu Street Nsemu	3,250,000.00	3,250,000.00	
03101	023400100100	007150000080156	70451	50910899	23020114	Ikot Nkebre(3km)	39,000,000.00	39,000,000.00	
03101	023400100100	007150000080145	70451	50910899	23020114	Emergency Repairs of FM Radio Station Road at Odukpani	2,275,000.00	2,275,000.00	
03101	023400100100	007150000080155	70451	50910899	23020114	Ikot Anwatim Road/Ikot Ansa (600m)	3,250,000.00	3,250,000.00	
03101	023400100100	007150000080147	70451	50910899	23020114	Essien Etim Effiong Street (1.0km)	6,500,000.00	6,500,000.00	
03101	023400100100	007150000080148	70451	50910899	23020114	Etta Agbor Lane(250m)	6,500,000.00	6,500,000.00	
03101	023400100100	007150000130110	70451	50910899	23020114	Mile 1 Market-Assemblies of God (700m)	3,250,000.00	3,250,000.00	
03101	023400100100	007150000180000	70451	50910899	23010203	CONSTRUCTION/REHABILITATION OF URBAN ROADS IN YALA LGA			
03101	023400100100	007150000080150	70451	50910899	23020114	Eyo Ishie street	3,250,000.00	3,250,000.00	
03101	023400100100	007150000080140	70451	50910899	23020114	Ebekpo Close(110m)	2,860,000.00	2,860,000.00	
03101	023400100100	007150000080152	70451	50910899	23020114	Georgian Suit road(350m)	3,250,000.00	3,250,000.00	






# CROSS RIVER STATE CHART OF ACCOUNT 2020

## ECONOMIC

### 023400100100 MOW MINISTRY OF WORKS

Fund	Administrative	Programme	Functic	Geo	Economic	Description	Approved Budget 2020	Approved Provision 2019	Actual Rev./Exp. Jan -Aug 2019
03101	023400100100	007150000080153	70451	50910899	23020114	Gregory Effiom Close(500m)	6,500,000.00	6,500,000.00	
03101	023400100100	007150000080106	70451	50910899	23020114	Diamond Estate Road,Ekorinim(200m)	3,250,000.00	3,250,000.00	
03101	023400100100	007150000080144	70451	50910899	23020114	Ekorinim Extension(600m)	6,500,000.00	6,500,000.00	
03101	023400100100	007150000010105	70541	50910899	23020114	A+B386bi Network of Roads(3000m)			
03101	023400100100	0071500000140000	70451	50910899	23020114	CONSTRUCTION/REHABILITATION OF URBAN ROADS IN OBUDU LGA			
03101	023400100100	007150000050108	70541	50910899	23020114	Ukiah-Agim-Anyi Kang Rd (1200m)	27,300,000.00	27,300,000.00	
03101	023400100100	0071500000120130	70451	50910899	23020114	Construction of Okom - Ewuti Road project	50,000,000.00	130,000,000.00	
03101	023400100100	0071500000170131	70451	50910899	23020114	Okon Obongha	3,521,476.59	3,521,476.59	
03101	023400100100	007150000050107	70541	50910899	23020114	Inyie Alibi Abukpem Road	65,000,000.00	65,000,000.00	
03101	023400100100	007150000050106	70541	50910899	23020114	Groundnut Factory Nyaya Road (2km)	13,000,000.00	13,000,000.00	
03101	023400100100	007150000050105	70541	50910899	23020114	Akurinyi-Ukpada Road (1.4km)	22,750,000.00	22,750,000.00	
03101	023400100100	007150000010103	70541	50910899	23020114	Construction of Atani/Ngoli-Egboronyi Road	65,000,000.00	65,000,000.00	
03101	023400100100	007150000080172	70451	50910899	23020114	Construction of Presbyterian Road Nungobe Street and Adjoining Gully Erosion Control WorkNyaghasang, Calabar.	4,875,000.00	4,875,000.00	
03101	023400100100	0071500000170130	70451	50910899	23020114	London-African Road (1.2km)	2,882,254.09	2,882,254.09	
03101	023400100100	007150000050109	70541	50910899	23020114	Okworotong-Amukwong Road	45,500,000.00	45,500,000.00	
03101	023400100100	0071500000170129	70451	50910899	23020114	Ikoi Ude-Basseyy Mbang Assiga Road (1.3km)	4,001,512.44	4,001,512.44	
03101	023400100100	0071500000170128	70451	50910899	23020114	Agabi-Osaigwe (1.1km)	3,947,624.92	3,947,624.92	
03101	023400100100	0071500000170127	70451	50910899	23020114	Rehabilitation of Mkpani Rd			
03101	023400100100	0071500000170126	70451	50910899	23020114	Nko Street(300m)	15,000,000.00	15,000,000.00	
03101	023400100100	0071500000170125	70451	50910899	23020114	Yenon (0.991km)	15,000,000.00	15,000,000.00	
03101	023400100100	0071500000170124	70451	50910899	23020114	Uyo (0.498km)	10,000,000.00	10,000,000.00	
03101	023400100100	0071500000130117	70451	50910899	23020114	Ofogbonga-Yala-Nkum,Alesi road(25KM)	40,000,000.00	40,000,000.00	
03101	023400100100	0071500000130000	70451	50910899	23020114	CONSTRUCTION/REHABILITATION OF URBAN ROADS IN OBUBRA LGA			
03101	023400100100	007150000080168	70451	50910899	23020114	Okoro Agbor(250m)	6,500,000.00	6,500,000.00	
03101	023400100100	0071500000700000	70451	50910899	23020114	CONSTRUCTION/REHABILITATION OF URBAN ROADS IN BOKI LGA			
03101	023400100100	007150000080163	70451	50910899	23020114	MCC Crescent (1.250km)	4,875,000.00	4,875,000.00	
03101	023400100100	007150000080160	70451	50910899	23020114	King Duke off Charmley(600m)	6,500,000.00	6,500,000.00	
03101	023400100100	0071500000130119	70451	50910899	23020114	Ohana Ogbambang road(1.5KM)	13,000,000.00	13,000,000.00	
03101	023400100100	0071500000130120	70451	50910899	23020114	Onyadama-Ogirugimi-Ogbang Road	60,000,000.00	60,000,000.00	
03101	023400100100	0071500000130121	70451	50910899	23020114	Onyodama-Ebo Road	60,000,000.00	60,000,000.00	
03101	023400100100	0071500000130122	70451	50910899	23020114	Onyodama-Ogbang Road			
03101	023400100100	0071500000130123	70451	50910899	23020114	Owakande 1-Gavin Ground Road (2.2km)	650,000.00	650,000.00	
03101	023400100100	0071500000130124	70451	50910899	23020114	Prison Obira Village Road (2km)	3,250,000.00	3,250,000.00	
03101	023400100100	0071500000130118	70451	50910899	23020114	Ofongbonga - Yala - Obubra (Nkum) Ochon	40,000,000.00	40,000,000.00	
03101	023400100100	007150000080159	70451	50910899	23020114	Joseph Etim(400m)	487,000.00	487,000.00	








# CROSS RIVER STATE CHART OF ACCOUNT 2020

## ECONOMIC

### 023400100100 MOW MINISTRY OF WORKS

Fund	Administrative	Programme	Func	Geo	Economic	Description	Approved Budget 2020	Approved Provision 2019	Actual Rev./Exp. Jan -Aug 2019
03101	023400100100	007150000080167	70451	50910899	23020114	Okon Inok Road	1,771,393.47	1,771,393.47	
03101	023400100100	007150000080162	70451	50910899	23020114	Lutheran Street Ikot Omin(400m)	4,875,000.00	4,875,000.00	
03101	023400100100	007150000080166	70451	50910899	23020114	Offiong Etim Street	3,250,000.00	3,250,000.00	
03101	023400100100	007150000080164	70451	50910899	23020114	Nyong Agbo Close(100m)	2,600,000.00	2,600,000.00	
03101	023400100100	007150000050102	70541	50910899	23020114	Abuochichie-Bewo Road (600m)	16,250,000.00	16,250,000.00	
03101	023400100100	007150000060102	70541	50910899	23020114	Akpet Central-Ugbem, Etono/Ikun/Erei Farm Settlement	515,000,000.00	515,000,000.00	
03101	023400100100	007150000050103	70541	50910899	23020114	Abuochichie-Ibiaragidi Road (0.81km)	39,650,000.00	39,650,000.00	
03101	023400100100	007150000060100	70541	50910899	23020114	DELIVERY OF STANDARD ROADS INFRASTRUCTURE NETWORK WITHIN URBAN/SUB-URBAN AREAS OF THE STATE			
03101	023400100100	007150000060000	70541	50910899	23020114	CONSTRUCTION/REHABILITATION OF URBAN ROADS IN BIASE LGA			
03101	023400100100	007150000050110	70541	50910899	23020114	Ubang-Ebimoo-Utugwang	45,500,000.00	45,500,000.00	
03101	023400100100	007150000080165	70451	50910899	23020114	Obutong Street	991,975.45	991,975.45	
03101	023400100100	007150000180102	70451	50910899	23010203	Echumofana - Akrecha Road (8km)	19,500,000.00	19,500,000.00	
03101	023400100100	007150000080161	70451	50910899	23020114	Lawrence EneStreet, federal Housing Estate	2,925,000.00	2,925,000.00	
03101	023400100100	007150000170120	70451	50910899	23020114	Ntiefoli (1.00km)	10,000,000.00	10,000,000.00	
03101	023400100100	007150000120129	70451	50910899	23020114	Local Govt Guest House Etsong Village(500m)	4,550,000.00	4,550,000.00	
03101	023400100100	00715000010104	70541	50910899	23020114	Construction of 3km Road in Egboronyi Community	6,500,000.00	6,500,000.00	
03101	023400100100	007150000090105	70451	50910899	23020114	Adazi (340)	15,000,000.00	15,000,000.00	
03101	023400100100	007150000170117	70451	50910899	23020114	Egbitum Street(500m)	25,000,000.00	25,000,000.00	
03101	023400100100	007150000170116	70451	50910899	23020114	Do-Good Street(500m)	20,000,000.00	20,000,000.00	
03101	023400100100	007150000170115	70451	50910899	23020114	Biko-Biko (0.50km)	15,000,000.00	15,000,000.00	
03101	023400100100	007150000120125	70451	50910899	23020114	Lishikwel-Kubong Bette Road(1200m)	10,400,000.00	10,400,000.00	
03101	023400100100	007150000120124	70451	50910899	23020114	Begiatsul-Begiate road(800m)	7,150,000.00	7,150,000.00	
03101	023400100100	007150000120123	70451	50910899	23020114	Begiatsul Community Sec Sch road Bendi(250m)	4,550,000.00	4,550,000.00	
03101	023400100100	007150000140102	70451	50910899	23020114	Atiekpe (1.80km)	62,000,000.00	62,000,000.00	
03101	023400100100	007150000090106	70451	50910899	23020114	Anderson (630m)	25,000,000.00	25,000,000.00	
03101	023400100100	007150000170121	70451	50910899	23020114	Ofeletam Road(400m)	20,000,000.00	20,000,000.00	
03101	023400100100	007150000080179	70451	50910899	23020114	Construction of Tank Farm/Portside Roads	0.00	130,000,000.00	
03101	023400100100	007150000170132	70451	50910899	23020114	Okpa Ojong-Pius Usang Road (700m)	3,207,254.09	3,207,254.09	
03101	023400100100	007150000080171	70451	50910899	23020114	Sattelite Town Road 111	129,430.23	129,430.23	
03101	023400100100	007150000080157	70451	50910899	23020114	Ikot Nkebre/Ikot Ekpo Road (1.500km)	7,800,000.00	7,800,000.00	
03101	023400100100	007150000080173	70451	50910899	23020114	Nurses Pamol Estate Roads(1500m)	10,400,000.00	10,400,000.00	
03101	023400100100	007150000080174	70451	50910899	23020114	Commitment to Existing Contractors	3,250,000.00	3,250,000.00	
03101	023400100100	007150000080175	70451	50910899	23020114	Mopol 6 to EPZ Road	650,000,000.00	650,000,000.00	
03101	023400100100	007150000080176	70451	50910899	23020114	Completion of Ndidem Usang Iso Km 203	3,250,000.00		
03101	023400100100	007150000140103	70451	50910899	23020114	Bebuawnam (1.30km)	11,700,000.00	11,700,000.00	
03101	023400100100	007150000120122	70451	50910899	23020114	Infant Jesus Primary School-Patrick Kayang primary School Bugene(400m)	7,800,000.00	7,800,000.00	






# CROSS RIVER STATE CHART OF ACCOUNT 2020

## ECONOMIC

### 023400100100 MOW MINISTRY OF WORKS

Fund	Administrative	Programme	Func	Geo	Economic	Description	Approved Budget 2020	Approved Provision 2019	Actual Rev./Exp. Jan -Aug 2019
03101	023400100100	007150000130116	70451	50910899	23020114	Ofodua-Waterside-Ahaha (2km)	14,300,000.00	14,300,000.00	
03101	023400100100	007150000080178	70451	50910899	23020114	Dualization of Marian-Ndidem Iso Road Km 203 Ikom Calabar High Way	3,250,000.00	3,250,000.00	
03101	023400100100	007150000130112	70451	50910899	23020114	New Layout Road (1.5km)	9,750,000.00	9,750,000.00	
03101	023400100100	007150000010102	70541	50910899	23020114	Ebom-Adim Road(8000m)	27,300,000.00	27,300,000.00	
03101	023400100100	007150000010101	70541	50910899	23020114	Ibalebo Emikwo Ring Road	65,000,000.00	65,000,000.00	
03101	023400100100	007150000010100	70541	50910899	23020114	DELIVERY OF STANDARD ROADS INFRASTRUCTURE NETWORK WITHIN URBAN/SUB-URBAN AREAS OF THE STATE			
03101	023400100100	007150000130113	70451	50910899	23020114	Obubra Urban Town Road	5,395,008.78	5,395,008.78	
03101	023400100100	007150000010000	70541	50910899	23020114	CONSTRUCTION/REHABILITATION OF URBAN ROADS IN ABI LGA			
03101	023400100100	007150000130114	70451	50910899	23020114	Ofodua-Arobom-Ababene Rd(2KM)	15,000,000.00	15,000,000.00	
03101	023400100100	007150000110000	70451	50910899	32010202	CONSTRUCTION/REHABILITATION OF URBAN ROADS IN IKOM LGA			
03101	023400100100	007150000170119	70451	50910899	23020114	Magistrate (0.956km)	15,000,000.00	15,000,000.00	
03101	023400100100	007150000080137	70451	50910899	23020114	Buscupan Road(300m)	3,250,000.00	3,250,000.00	
03101	023400100100	007150000130111	70451	50910899	23020114	Mile 1 Market-PCN Primary School (2.5km)	5,200,000.00	5,200,000.00	
03101	023400100100	007150000170123	70451	50910899	23020114	Senator Ben Ayade Rd Yakurr ( Akugom 0.450 km)	50,000,000.00	50,000,000.00	
03101	023400100100	007000000000000	70541	50910899	23020114	PROVISION OF STANDARD ROADS INFRASTRUCTURE AND ANCILIARY SERVICES IN CITIES, TOWNS AND SUBURBS FOR PHYSICAL AND ECONOMIC TRANSFORMATION			
03101	023400100100	007150000170118	70451	50910899	23020114	Iwara Ofem (0.650km)	15,000,000.00	15,000,000.00	
03101	023400100100	007150000080170	70451	50910899	23020114	Orok Duke Crescent (300m)	48,750,000.00	48,750,000.00	
03101	023400100100	007150000140104	70451	50910899	23020114	Bekpam Lane 1 (0.3km)	3,250,000.00	3,250,000.00	
03101	023400100100	007150000120128	70451	50910899	23020114	Police Station through Alang/Ushinoka-Busi Road(300m)	5,200,000.00	5,200,000.00	
03101	023400100100	007150000120127	70451	50910899	23020114	Model General Hospital Sankwala-Hon Ukekem(300m)	5,200,000.00	5,200,000.00	
03101	023400100100	007150000120126	70451	50910899	23020114	Opposite FSP to Bus/Bassang Road(450m)	4,875,000.00	4,875,000.00	
03101	023400100100	007150000170122	70451	50910899	23020114	Ofem-Oga Street(250m)	10,000,000.00	10,000,000.00	
03101	023400100100	007150000000000	70541	50910899	23020114	ROAD TRANSPORTATION			
03101	023400100100	007150000120112	70451	50910899	23020114	Bayaga road/Adahah/Gabriel Uleke(300m)			
03101	023400100100	007150000090137	70451	50910899	23020114	Edem Odo Street off Bogobiri (300.00)	3,250,000.00	3,250,000.00	
03101	023400100100	007150000090110	70451	50910899	23020114	Bassey(450m)	20,000,000.00	20,000,000.00	
03101	023400100100	007150000080138	70451	50910899	23020114	Cemetery Road(150m)	3,900,000.00	3,900,000.00	
03101	023400100100	007150000090113	70451	50910899	23020114	Dr.Dean(630m)	25,000,000.00	25,000,000.00	
03101	023400100100	007150000160103	70451	50910899	23020114	Okundi Nsadop- onissha farm -Iso Bendeghe Nkarasi Rd			
03101	023400100100	007150000090115	70451	50910899	23020114	Effiwatt(280m)	20,000,000.00	20,000,000.00	
03101	023400100100	007150000120121	70451	50910899	23020114	Busi Network of Roads(400m)			
03101	023400100100	007150000110116	70451	50910899	32010202	Nde Network of Roads 1.2km(1200m)			
03101	023400100100	007150000170114	70451	50910899	23020114	Arikpo Agede (0.465km)	20,000,000.00	20,000,000.00	






# CROSS RIVER STATE CHART OF ACCOUNT 2020

## ECONOMIC

### 023400100100 MOW MINISTRY OF WORKS

Fund	Administrative	Programme	Functic	Geo	Economic	Description	Approved Budget 2020	Approved Provision 2019	Actual Rev./Exp. Jan -Aug 2019
03101	023400100100	007150000090131	70451	50910899	23020114	Murray Street (750.00m)	3,250,000.00	3,250,000.00	
03101	023400100100	007150000120119	70451	50910899	23020114	Sankwala-Bayaga-Ketting road(1200m)	9,750,000.00	9,750,000.00	
03101	023400100100	007150000170112	70451	50910899	23020114	Ibom Clak(150m)	15,000,000.00	15,000,000.00	
03101	023400100100	007150000090116	70451	50910899	23020114	Ekondo street (0.85km)	15,000,000.00	15,000,000.00	
03101	023400100100	007150000090117	70451	50910899	23020114	Ekpenyong Abasi(300m)	20,000,000.00	20,000,000.00	
03101	023400100100	007150000090118	70451	50910899	23020114	Enya - Wfon Street	15,000,000.00	15,000,000.00	
03101	023400100100	007150000170111	70451	50910899	23020114	Eno Ndindi Close(300m)	9,000,000.00	9,000,000.00	
03101	023400100100	007150000170110	70451	50910899	23020114	Adim-Idomi Road (1.0km)	35,000,000.00	35,000,000.00	
03101	023400100100	007150000170109	70451	50910899	23020114	New Town Road(300m)	25,000,000.00	25,000,000.00	
03101	023400100100	007150000120118	70451	50910899	23020114	Sankwala- Kabuo- Bebo- Bagga- Baggo Road	40,000,000.00	65,000,000.00	
03101	023400100100	007150000170108	70451	50910899	23020114	Ketabebe off the motor park -Ugep (110m)	20,000,000.00	20,000,000.00	
03101	023400100100	007150000090123	70451	50910899	23020114	Foster (320m)	12,000,000.00	12,000,000.00	
03101	023400100100	007150000160124	70451	50910899	23020114	Yala (0.50km)	16,250,000.00	16,250,000.00	
03101	023400100100	007150000120117	70451	50910899	23020114	Wayas Roundabout to old Secreteriat,Sankwala(400m)			
03101	023400100100	007150000120116	70451	50910899	23020114	Wayas Avenue to Assemblies of God Church/Pale(800m)			
03101	023400100100	007150000120115	70451	50910899	23020114	PHC Sankwala Agnes Ashbua Highway(400m)	7,500,000.00	7,500,000.00	
03101	023400100100	007150000120114	70451	50910899	23020114	JT De Bull/Simon Ufada Julius Eyenele Ring Road(200m)	5,200,000.00	5,200,000.00	
03101	023400100100	007150000090119	70451	50910899	23020114	Esam Abasi(600m)	30,000,000.00	30,000,000.00	
03101	023400100100	007150000090120	70451	50910899	23020114	Essien (1200m)	25,000,000.00	25,000,000.00	
03101	023400100100	007150000170113	70451	50910899	23020114	Old Hospital/Ijoni Street(500m)	35,000,000.00	35,000,000.00	
03101	023400100100	007150000090122	70451	50910899	23020114	Fenton(560m)	20,000,000.00	20,000,000.00	
03101	023400100100	007150000090121	70451	50910899	23020114	Eyamba(460M)	15,000,000.00	15,000,000.00	
03101	023400100100	007150000090124	70451	50910899	23020114	Fuller (610m)	25,000,000.00	25,000,000.00	
03101	023400100100	007150000090125	70451	50910899	23020114	Howell(700km)	2,000,000.00	2,000,000.00	
03101	023400100100	007150000090126	70451	50910899	23020114	Jamesom(210m)	15,000,000.00	15,000,000.00	
03101	023400100100	007150000090127	70451	50910899	23020114	Kadana(600m)	18,000,000.00	18,000,000.00	
03101	023400100100	007150000090128	70451	50910899	23020114	Victor Akpan street (450m)	15,000,000.00	15,000,000.00	
03101	023400100100	007150000090129	70451	50910899	23020114	Ecelfi Street (200.00m)	3,250,000.00	3,250,000.00	
03101	023400100100	007150000090130	70451	50910899	23020114	King Street Off White/Chamley (175.00m)	1,138,747.31	1,138,747.31	
03101	023400100100	007150000120100	70451	50910899	23020114	DELIVERY OF STANDARD ROADS INFRASTRUCTURE NETWORK WITHIN URBAN/SUB-URBAN AREAS OF THE STATE			
03101	023400100100	007150000170107	70451	50910899	23020114	Chief Ricket-Assemblies of God Road(600M)	30,000,000.00	30,000,000.00	
03101	023400100100	007150000120104	70451	50910899	23020114	Begiatsul - Begiate road (800m)	7,150,000.00	7,150,000.00	
03101	023400100100	007150000120120	70451	50910899	23020114	Comprehensive Primary Sch Sankwula Magistrate Court Road(350m)	9,000,000.00	9,000,000.00	
03101	023400100100	007150000120110	70451	50910899	23020114	Wayas Avenue to Assemblies of God church/pale (800m)			
03101	023400100100	007150000120109	70451	50910899	23020114	Police Station through alang/ushinoka - busi road (300m)	5,200,000.00	5,200,000.00	
03101	023400100100	007150000120108	70451	50910899	23020114	PHC Sankwula agnes ashbua highway (400m)	4,875,000.00	4,875,000.00	








# CROSS RIVER STATE CHART OF ACCOUNT 2020

## ECONOMIC

### 023400100100 MOW MINISTRY OF WORKS

Fund	Administrative	Programme	Functic	Geo	Economic	Description	Approved Budget 2020	Approved Provision 2019	Actual Rev./Exp. Jan -Aug 2019
03101	023400100100	007150000120107	70451	50910899	23020114	Model General Hospital sankwula - Hon. Ukekem (300m)	5,200,000.00	5,200,000.00	
03101	023400100100	007150000120106	70451	50910899	23020114	Comprehensive Primary school Sankwula magistrate court road (350m)	5,850,000.00	5,850,000.00	
03101	023400100100	007150000120105	70451	50910899	23020114	Begiatsul Community Sec. Sch. Road bendi (250m)	4,550,000.00	4,550,000.00	
03101	023400100100	007150000090141	70451	50910899	23020114	Uyi Street by LGA (1,005.00)	3,250,000.00	3,250,000.00	
03101	023400100100	007150000090108	70451	50910899	23020114	Assim ita (600m)	25,000,000.00	25,000,000.00	
03101	023400100100	007150000090140	70451	50910899	23020114	Hart Street (444.561m)	4,875,000.00	4,875,000.00	
03101	023400100100	007150000090135	70451	50910899	23020114	Azikiwe Lane/Street (1,010.00)	30,000,000.00	30,000,000.00	
03101	023400100100	007150000090136	70451	50910899	23020114	Edem Effiokoho Street (300.00)	4,875,000.00	4,875,000.00	
03101	023400100100	007150000120103	70451	50910899	23020114	Bayaga Road/Adahah/Gabriel uleke (300m)	13,000,000.00	13,000,000.00	
03101	023400100100	007150000120102	70451	50910899	23020114	Dicson Adam Road - Apiapum to Iyamoyong	200,000,000.00	200,000,000.00	
03101	023400100100	007150000130108	70451	50910899	23020114	Ofat-Ababene-Oderige/Ovokwa Road	87,750,000.00	87,750,000.00	
03101	023400100100	007150000120101	70451	50910899	23020114	Okoregbe Road - Apiapum	150,000,000.00	150,000,000.00	
03101	023400100100	007150000090138	70451	50910899	23020114	Ekondo Lane (350.00)	3,250,000.00	3,250,000.00	
03101	023400100100	007150000120113	70451	50910899	23020114	Sankwala F.C.D.E	5,200,000.00	5,200,000.00	
03101	023400100100	007150000090133	70451	50910899	23020114	Abasi Edem Street (1,450.00)	30,000,000.00	30,000,000.00	
03101	023400100100	007150000090134	70451	50910899	23020114	Ansa Ewa Street/Lane (200.00)	1,625,000.00	1,625,000.00	
03101	023400100100	007150000170106	70451	50910899	23020114	Akang Street off Obol Lapon Road(300M)	15,000,000.00	15,000,000.00	
03101	023400100100	007150000090112	70451	50910899	23020114	Boco(250m)	20,000,000.00	20,000,000.00	
03101	023400100100	007150000120000	70451	50910899	23020114	CONSTRUCTION/REHABILITATION OF URBAN ROADS IN OBANLIKU LGA			
03101	023400100100	007150000090142	70451	50910899	23020114	Webber Street (650.00)	3,250,000.00	3,250,000.00	
03101	023400100100	007150000100000	70451	50910899	32010203	CONSTRUCTION/REHABILITATION OF URBAN ROADS IN ETUNG LGA			
03101	023400100100	007150000100100	70451	50910899	32010203	DELIVERY OF STANDARD ROADS INFRASTRUCTURE NETWORK WITHIN URBAN/SUB-URBAN AREAS OF THE STATE			
03101	023400100100	007150000100101	70451	50910899	32010203	Asphating of Effraya Road and Adjournig Street to Canival Road	4,000,000.00	4,000,000.00	
03101	023400100100	007150000100102	70451	50910899	32010203	Abia Road Project	390,000,000.00	390,000,000.00	
03101	023400100100	007150000090132	70451	50910899	23020114	Otomo Street (320.00m)	3,250,000.00	3,250,000.00	
03101	023400100100	007150000120111	70451	50910899	23020114	Wayas Roundabout to Old Secretariat, Sankwula (400m)			
03101	023400100100	007150000090139	70451	50910899	23020114	Etinyin Abasi Street (510.00)	3,250,000.00	3,250,000.00	
03101	023400100100	007150000110120	70451	50910899	32010202	Okim Ejijor (430km)	50,000,000.00	50,000,000.00	
03101	023400100100	007150000170105	70451	50910899	23020114	Yakpilike Street Eghuzum(250m)	10,000,000.00	10,000,000.00	
03101	023400100100	007150000170104	70451	50910899	23020114	Construction of Road Network in Institute of Management and Technology,Ugep			
03101	023400100100	007150000170103	70451	50910899	23020114	Agoi Ibami Road Completion	300,000,000.00	300,000,000.00	
03101	023400100100	007150000170102	70451	50910899	23020114	Yakpilike street Egbhuzum (250m)	20,000,000.00	20,000,000.00	
03101	023400100100	007150000140105	70451	50910899	23020114	Bekpam Lane 2 (0.4km)	3,250,000.00	3,250,000.00	
03101	023400100100	007150000170101	70451	50910899	23020114	Eno Ndindi close (300m)	15,000,000.00	15,000,000.00	





# CROSS RIVER STATE CHART OF ACCOUNT 2020

## ECONOMIC

### 023400100100 MOW MINISTRY OF WORKS

Fund	Administrative	Programme	Func	Geo	Economic	Description	Approved Budget 2020	Approved Provision 2019	Actual Rev./Exp. Jan -Aug 2019
03101	023400100100	007150000170100	70451	50910899	23020114	DELIVERY OF STANDARD ROADS INFRASTRUCTURE NETWORK WITHIN URBAN/SUB-URBAN AREAS OF THE STATE			
03101	023400100100	007150000110122	70451	50910899	32010202	Water Board (0.660km)	100,000,000.00	100,000,000.00	
03101	023400100100	007150000110121	70451	50910899	32010202	State Housing Estate, Phase 11 (1.00km)	10,000,000.00	10,000,000.00	
03101	023400100100	007150000160116	70451	50910899	23020114	Ntol Mgbeje (0.30km)	1,950,000.00	1,950,000.00	
03101	023400100100	007150000140119	70451	50910899	23020114	Bashiri Road(350m)	50,000,000.00	100,000,000.00	
03101	023400100100	007150000160122	70451	50910899	23020114	Udam Mongim (0.50km)	2,600,000.00	2,600,000.00	
03101	023400100100	007150000160121	70451	50910899	23020114	School (0.800km)	3,900,000.00	3,900,000.00	
03101	023400100100	007150000140107	70451	50910899	23020114	Lagos (0.20km)	3,250,000.00	3,250,000.00	
03101	023400100100	007150000160120	70451	50910899	23020114	Sariki Audu (0.40km)	2,275,000.00	2,275,000.00	
03101	023400100100	007150000090114	70451	50910899	23020114	Ebito(835m)	25,000,000.00	25,000,000.00	
03101	023400100100	007150000160112	70451	50910899	23020114	Ndok Junction to Federal School Abakpa(4500m)	27,300,000.00	27,300,000.00	
03101	023400100100	007150000160100	70451	50910899	23020114	DELIVERY OF STANDARD ROADS INFRASTRUCTURE NETWORK WITHIN URBAN/SUB-URBAN AREAS OF THE STATE			
03101	023400100100	007150000160000	70451	50910899	23020114	CONSTRUCTION/REHABILITATION OF URBAN ROADS IN OGOJA LGA			
03101	023400100100	007150000140106	70451	50910899	23020114	Bekpam Lane 3 (0.50km)	3,250,000.00	3,250,000.00	
03101	023400100100	007150000140109	70451	50910899	23020114	Port Harcourt Lane 2 (0.60km)	5,200,000.00	5,200,000.00	
03101	023400100100	007150000090109	70451	50910899	23020114	Atakpa(1100m)	30,000,000.00	30,000,000.00	
03101	023400100100	007150000160115	70451	50910899	23020114	Lagos (0.50km)	2,925,000.00	2,925,000.00	
03101	023400100100	007150000140110	70451	50910899	23020114	Port Harcourt Lane 3 (0.575km)	7,800,000.00	7,800,000.00	
03101	023400100100	007150000140111	70451	50910899	23020114	kakum-Bebuabie-Begiaba-Kutiang Road(3000m)	125,000,000.00	325,000,000.00	
03101	023400100100	007150000100103	70451	50910899	32010203	Benedeghe - Etome - Efraya Rural Road (8km)	97,500,000.00	97,500,000.00	
03101	023400100100	007150000100104	70451	50910899	32010203	Ejip - Bijah Agborkim Junction Road (6.5km)	97,500,000.00	97,500,000.00	
03101	023400100100	007150000160119	70451	50910899	23020114	Ogon Street (0.30km)	1,950,000.00	1,950,000.00	
03101	023400100100	007150000150101	70451	50910899	23020114	Usung Esuk Road Odukpani Akpap - Oboroko	65,000,000.00	65,000,000.00	
03101	023400100100	007150000110111	70451	50910899	32010202	Cameron Street	10,000,000.00	10,000,000.00	
03101	023400100100	007150000110112	70451	50910899	32010202	Cameroun Street (1.0km)	1,950,000.00	1,950,000.00	
03101	023400100100	007150000140118	70451	50910899	23020114	Awawa-Unimukong Road(600m)	13,000,000.00	13,000,000.00	
03101	023400100100	007150000160117	70451	50910899	23020114	Obubra (0.60km)	3,575,000.00	3,575,000.00	
03101	023400100100	007150000160113	70451	50910899	23020114	Akume Lodge Extension (0.30km)	2,275,000.00	2,275,000.00	
03101	023400100100	007150000080139	70451	50910899	23020114	Construction of (Abatoir Road) Ikot Enobong	2,600,000.00	2,600,000.00	
03101	023400100100	007150000090107	70451	50910899	23020114	Archibong(180m)	18,000,000.00	18,000,000.00	
03101	023400100100	007150000080130	70451	50910899	23020114	Akim Network of Roads(2000m)			
03101	023400100100	007150000140112	70451	50910899	23020114	Kakum-Bebuatsuan-ohong-Bedia Road(3000m)	350,000,000.00	650,000,000.00	
03101	023400100100	007150000160125	70451	50910899	23020114	Abakpa-Ogboja Ring Road(3000m)	27,300,000.00	27,300,000.00	
03101	023400100100	007150000160111	70451	50910899	23020114	Mbube-Utugwang Road(4000m)	27,300,000.00	27,300,000.00	
03101	023400100100	007150000160110	70451	50910899	23020114	Agiji Layout Rd (10km)	6,500,000.00	6,500,000.00	

30-2-2019



# CROSS RIVER STATE CHART OF ACCOUNT 2020

## ECONOMIC

### 023400100100 MOW MINISTRY OF WORKS

Fund	Administrative	Programme	Func	Geo	Economic	Description	Approved Budget 2020	Approved Provision 2019	Actual Rev./Exp. Jan -Aug 2019
03101	023400100100	007150000160109	70451	50910899	23020114	Ndok / Oku- Aro - Road	87,500,000.00	227,500,000.00	
03101	023400100100	007150000160108	70451	50910899	23020114	Construction of Okuku Ijegu-Gabu Rd	65,000,000.00	65,000,000.00	
03101	023400100100	007150000160123	70451	50910899	23020114	Veterinary (1.50km)	5,200,000.00	5,200,000.00	
03101	023400100100	007150000160106	70451	50910899	23020114	Construction of Ogoja/Ibil/Bansara Road	130,000,000.00	130,000,000.00	
03101	023400100100	007150000160118	70451	50910899	23020114	Ogoja Network of Roads(6000m)			
03101	023400100100	007150000160104	70451	50910899	23020114	Agba Ntamante Road	13,000,000.00	13,000,000.00	
03101	023400100100	007150000160114	70451	50910899	23020114	Iwong Morphy (0.30km)	3,250,000.00	3,250,000.00	
03101	023400100100	007150000100105	70451	50910899	32010202	Okuni agbotal Nsofang-Nkpot			
03101	023400100100	007150000110100	70451	50910899	32010202	DELIVERY OF STANDARD ROADS INFRASTRUCTURE NETWORK WITHIN URBAN/SUB-URBAN AREAS OF THE STATE			
03101	023400100100	007150000110101	70451	50910899	32010202	Grass Field Roads(1700m)	6,500,000.00	6,500,000.00	
03101	023400100100	007150000110102	70451	50910899	32010202	Etung Roads Ikom/Calabar Highway-Odonget-Ekuri Egegen-Etara Road(20,000m)	22,750,000.00	22,750,000.00	
03101	023400100100	007150000140113	70451	50910899	23020114	Otugwang Network of Roads(1500m)			
03101	023400100100	007150000160102	70451	50910899	23020114	Abakpa - Ogoja Ring Road, Ogoja LGA (3.00Km)			
03101	023400100100	007150000160105	70451	50910899	23020114	Alifokpa-Okuku Road	78,000,000.00	78,000,000.00	
03101	023400100100	007150000140108	70451	50910899	23020114	Port Harcourt Lane 1 (0.5km)	3,250,000.00	3,250,000.00	
03101	023400100100	007150000160107	70451	50910899	23020114	Urban Roads- Ogoja	130,000,000.00	130,000,000.00	
03101	023400100100	007150000140128	70451	50910899	23020114	Adalikwu Street Obudu(300m)	7,800,000.00	7,800,000.00	
03101	023400100100	007150000110118	70451	50910899	32010202	New Bokomo (1.115km)	1,950,000.00	1,950,000.00	
03101	023400100100	007150000110119	70451	50910899	32010202	Ojong Orok Road (1.2km)	1,950,000.00	1,950,000.00	
03101	023400100100	007150000140115	70451	50910899	23020114	Chairman Road off Ranch Road(1200m)	11,700,000.00	11,700,000.00	
03101	023400100100	007150000140114	70451	50910899	23020114	Assemblies of God District Road(200m)	16,250,000.00	16,250,000.00	
03101	023400100100	007150000150102	70451	50910899	23020114	Ukpe-Ishie-Abontek (13km)	32,500,000.00	32,500,000.00	
03101	023400100100	007150000140125	70451	50910899	23020114	Ohong Bebuabie Road with a spur to Kuyia(500m)	65,000,000.00	65,000,000.00	
03101	023400100100	007150000110117	70451	50910899	32010202	Ndifon Street (1.0km)	1,950,000.00	1,950,000.00	
03101	023400100100	007150000140129	70451	50910899	23020114	Kigem-Bebuagam Road(300m)	10,400,000.00	10,400,000.00	
03101	023400100100	007150000140116	70451	50910899	23020114	Liberty Gospel Church-Bekpam(200m)	6,500,000.00	6,500,000.00	
03101	023400100100	007150000140127	70451	50910899	23020114	Abonikib play ground-Udama Inah street(500m)	27,300,000.00	27,300,000.00	
03101	023400100100	007150000140126	70451	50910899	23020114	Ohong Network of Roads(1500m)			
03101	023400100100	007150000140122	70451	50910899	23020114	Meat Industry-Ukwel Obudu Kakum Road(4000m)	27,300,000.00	27,300,000.00	
03101	023400100100	007150000110114	70451	50910899	32010202	Kokon Asu Lane (0.360km)	100,000,000.00	100,000,000.00	
03101	023400100100	007150000170000	70451	50910899	23020114	CONSTRUCTION/REHABILITATION OF URBAN ROADS IN YAKURR LGA			
03101	023400100100	007150000140120	70451	50910899	23020114	Bedia-Secondary Gramma-ibong Road(800m)	27,300,000.00	27,300,000.00	
03101	023400100100	007150000150000	70451	50910899	23020114	CONSTRUCTION/REHABILITATION OF URBAN ROADS IN ODUKPANI LGA			
03101	023400100100	007150000110103	70451	50910899	32010202	3 Corners - Abomatik- Etakor Road	32,500,000.00	32,500,000.00	
03101	023400100100	007150000070112	70451	50910899	23020114	Akparabong -Abengabeng -Orimekpang Inland Rd phase 1	91,000,000.00	91,000,000.00	





# CROSS RIVER STATE CHART OF ACCOUNT 2020

## ECONOMIC

### 023400100100 MOW MINISTRY OF WORKS

Fund	Administrative	Programme	Functic	Geo	Economic	Description	Approved Budget 2020	Approved Provision 2019	Actual Rev./Exp. Jan -Aug 2019
03101	023400100100	007150000110107	70451	50910899	32010202	Asu Lane (0.370km)	110,000.00	110,000.00	
03101	023400100100	007150000140121	70451	50910899	23020114	Obudu New City Road	27,300,000.00	27,300,000.00	
03101	023400100100	007150000160101	70451	50910899	23020114	Okpa Oloko Road Yala	200,000,000.00		
03101	023400100100	007150000140123	70451	50910899	23020114	New RCM Church Road Extension(450m)	21,450,000.00	21,450,000.00	
03101	023400100100	007150000110108	70451	50910899	32010202	Asuegbe Lane (0.310km)	1,950,000.00	1,950,000.00	
03101	023400100100	007150000110106	70451	50910899	32010202	Ani (0.47km)	1,950,000.00	1,950,000.00	
03101	023400100100	007150000140124	70451	50910899	23020114	Akpanke Ambeye Entrance - Ondor Roundabout Bedia Road	32,500,000.00	32,500,000.00	
03101	023400100100	007150000110104	70451	50910899	32010202	Academi (1.100km)	3,250,000.00	3,250,000.00	
03101	023400100100	007150000110110	70451	50910899	32010202	Ayughasa - Mission - Ejirawor Road	32,500,000.00	32,500,000.00	
03101	023400100100	007150000110113	70451	50910899	32010202	Ikom Urban Roads,Phase 3(7000m)	100,000,000.00	100,000,000.00	
03101	023400100100	007150000110115	70451	50910899	32010202	Mlle 2 Extension (1.115km)	1,950,000.00	1,950,000.00	
03101	023400100100	007150000150100	70451	50910899	23020114	DELIVERY OF STANDARD ROADS INFRASTRUCTURE NETWORK WITHIN URBAN/SUB-URBAN AREAS OF THE STATE			
03101	023400100100	007150000140117	70451	50910899	23020114	Mgbenege-Okikwo-Beyatong Road	16,250,000.00	16,250,000.00	
03101	023400100100	007150000110109	70451	50910899	32010202	Asuegbe Street (0.310km)	1,950,000.00	1,950,000.00	
03101	023400100100	007150000110105	70451	50910899	32010202	Afikpo (0.836km)	1,950,000.00	1,950,000.00	
03101	023400100100	007150000280101	70451	50910899	23030120	Renovation of Ministry of Headquarters			
03101	023400100100	007150000310101	70451	50910899	23010202	Ikot Effangha I	8,125,000.00	8,125,000.00	
03101	023400100100	007150000310102	70451	50910899	23010202	Ikot Effangha II	8,125,000.00	8,125,000.00	
03101	023400100100	007150000300000	70451	50910899	23010112	PURCHASE OF OFFICE FURNITURE AND EQUIPMENT			
03101	023400100100	007150000290101	70451	50910899	23010105	Procurement of 18 Seater Coaster Bus for Ministry of Works Training School	2,600,000.00	2,600,000.00	
03101	023400100100	007150000290100	70451	50910899	23010105	IMPROVE MOBILITY OF STAFF AND STUDENTS			
03101	023400100100	007150000280100	70451	50910899	23030120	PROVIDE A CONDUCIVE WORKING ENVIRONMENT			
03101	023400100100	007150000280102	70451	50910899	23030120	Renovation of Divisional Works Offices	39,000,000.00	39,000,000.00	
03101	023400100100	007150000310100	70451	50910899	23010202	PROVIDE INFRASTRUCTURE IN ESTATES			
03101	023400100100	007150000280000	70451	50910899	23030120	RENOVATION OF MINISTRY OF WORKS HEADQUARTERS AND DIVISIONAL WORKS OFFICES			
03101	023400100100	007150000200000	70451	50910899	23030113	PATCHING AND MAINTENANCE OF URBAN ROADS			
03101	023400100100	007150000290000	70451	50910899	23010105	PROVISION OF 18 SEATER COASTER BUS FOR MINISTRY OF WORKS TRAINING SCHOOL			
03101	023400100100	007150000310000	70451	50910899	23010202	DEVELOPMENT OF INFRASTRUCTURE IN 5 ESTATES			
03101	023400100100	007150000300103	70451	50910899	23010112	Surply of Office Furniture and Equipment at the Ministry of Works Training School			
03101	023400100100	007150000270101	70451	50910899	23010107	Heavy Duty Truck, Equipment and Tools for Ministry of Works Mechanical Dept.	230,562,068.75	230,562,068.75	
03101	023400100100	007150000320102	70451	50910899	32030113	Agwagune- Ikun Beach-Anuna with a spur atUrigham-Uwana,with spurs to Abawan Etono Central BIASE (40km)	45,500,000.00	45,500,000.00	






# CROSS RIVER STATE CHART OF ACCOUNT 2020

## ECONOMIC

### 023400100100 MOW MINISTRY OF WORKS

Fund	Administrative	Programme	Functic	Geo	Economic	Description	Approved Budget 2020	Approved Provision 2019	Actual Rev./Exp. Jan -Aug 2019
03101	023400100100	007150000260114	70451	50910899	23030113	Hart Street	4,875,000.00	4,875,000.00	
03101	023400100100	007150000220100	70451	50910899	23030113	ENSURE FREE FLOW OF TRAFFIC			
03101	023400100100	007150000220000	70451	50910899	23030113	DUALIZATION OF ROADS/CONSTRUCTION OF FLY OVERS			
03101	023400100100	007150000210101	70451	50910899	23030113	Provision of Access Roads in the 18 LGAs	36,000,000.00	36,000,000.00	
03101	023400100100	007150000210100	70451	50910899	23030113	PROVIDE ACCESSIBLE ROADS IN ALL LGAS			
03101	023400100100	007150000210000	70451	50910899	23030113	CONSTRUCTION OF ACCESS IN THE ACROSS THE STATE			
03101	023400100100	007150000200106	70451	50910899	23030113	Mutaka Street, State Housing Calabar	2,000,000.00	2,000,000.00	
03101	023400100100	007150000200105	70451	50910899	23030113	Ikot Ibok - Asari Eso Lane Calabar	1,625,000.00	1,625,000.00	
03101	023400100100	007150000200104	70451	50910899	23030113	Ikot Enebong Road, 8 Miles	7,150,000.00	7,150,000.00	
03101	023400100100	007150000200103	70451	50910899	23030113	GRA Line, Federal Housing Estate, Calabar	3,250,000.00	3,250,000.00	
03101	023400100100	007150000260105	70451	50910899	23030113	Essam Abasi Lane Akiba Street	3,250,000.00	3,250,000.00	
03101	023400100100	007150000320111	70451	50910899	23030113	Obubra -ofonbongha-Ofun/Adon-Nta-Edor Road (41.5km)	975,000,000.00	975,000,000.00	
03101	023400100100	007150000300101	70451	50910899	23010112	Surply of Office Furniture and Equipment at the Headquarters			
03101	023400100100	007150000320101	70451	50910899	32010203	Abochiche-Ocheegbe Afrike-Okpeche with Spur - Obanchi America (24.85Km)	65,000,000.00	65,000,000.00	
03101	023400100100	007150000300100	70451	50910899	23010112	TO CREATE CONDUCIVE WORKING ENVIRONMENT			
03101	023400100100	007150000260104	70451	50910899	23030113	Daimond Lane /Essien Ita / Tank Road	3,250,000.00	3,250,000.00	
03101	023400100100	007150000320103	70451	50910899	32030113	Annong Ekerefor Akpoha Road(8.2km)	26,000,000.00	26,000,000.00	
03101	023400100100	007150000200102	70451	50910899	23030113	Archibong Eso Street Calabar	1,625,000.00	1,625,000.00	
03101	023400100100	007150000320104	70451	50910899	32030113	Bashua Abnorok Danare - Boki (17km)	42,250,000.00	42,250,000.00	
03101	023400100100	007150000320105	70451	50910899	32030113	Edioba Abengo Afanyi(6.6km)	72,800,000.00	72,800,000.00	
03101	023400100100	007150000320000	70451	50910899	32010203	CR-RURAL ACCESS MOBILIZATION PROJECT (CR-RAMP)			
03101	023400100100	007150000320106	70451	50910899	32030113	Ekori Beach-igbo imabana-lyima-calabar/ikom highway(8.5km)	24,700,000.00	24,700,000.00	
03101	023400100100	007150000320107	70451	50910899	32030113	Ekpenetete Ikot Edem Odo Edebe Offiong Umo Road(10Km)			
03101	023400100100	007150000320108	70451	50910899	32030113	Ekukunella-Abragaba-Ekpokpa-okanghaMkpansi(22km)	162,500,000.00	162,500,000.00	
03101	023400100100	007150000260116	70451	50910899	23030113	Design and Construction of Bakassi Dry Dock	21,563.00		
03101	023400100100	007150000320110	70451	50910899	23030113	Mkpani Agoi Ibami Road (12.5km)	325,000,000.00	325,000,000.00	
03101	023400100100	007150000270100	70451	50910899	23010107	PROVIDE HEAVY DUTY TRUCK, EQUIPMENT AND TOOLS FOR MINISTRY OF WORKS MECHANICAL DEPT.			
03101	023400100100	007150000320112	70451	50910899	23030113	Obudu Ukwel Obudu Begiaba with Spur to Ipung(11.55Km)	32,500,000.00	32,500,000.00	
03101	023400100100	007150000320100	70451	50910899	32010203	OPENING OF RURAL ROADS IN RURAL COMMUNITIES			
03101	023400100100	007150000270000	70451	50910899	23010107	PROVISION OF HEAVY DUTY TRUCK, EQUIPMENT			
03101	023400100100	007150000260108	70451	50910899	23030113	FRCN Access Road	6,500,000.00	6,500,000.00	







# CROSS RIVER STATE CHART OF ACCOUNT 2020

## ECONOMIC

### 023400100100 MOW MINISTRY OF WORKS

Fund	Administrative	Programme	Functic	Geo	Economic	Description	Approved Budget 2020	Approved Provision 2019	Actual Rev./Exp. Jan -Aug 2019
03101	023400100100	007150000260109	70451	50910899	23030113	King Street /Atekong/Asi Adang/Orok Duke Crescent, State Housing Estate	3,250,000.00	3,250,000.00	
03101	023400100100	007150000310104	70451	50910899	23010202	Ikot Nkebre	4,875,000.00	4,875,000.00	
03101	023400100100	007150000260111	70451	50910899	23030113	Onoh Street - Akai Efa	6,500,000.00	6,500,000.00	
03101	023400100100	007150000310103	70451	50910899	23010202	Ikot Ekpo	6,500,000.00	6,500,000.00	
03101	023400100100	007150000260113	70451	50910899	23030113	Road 9 and 6 Federal Low Cost Housing Estate	6,500,000.00	6,500,000.00	
03101	023400100100	007150000260115	70451	50910899	23030113	Link Roads from Super Highway to Ugep,Abi,Obubra,Etung and Boki Council Hqtrs	65,000,000.00	65,000,000.00	
03101	023400100100	007150000300102	70451	50910899	23010112	Surply of Office Furniture and Equipment at the Divisional Works Offices			
03101	023400100100	007150000260118	70451	50910899	23030113	Design and Construction of Ikom Industrial Park			
03101	023400100100	007150000320109	70451	50910899	32030113	Ekuri owai Okokori - ochon (28.3km)	390,000,000.00	390,000,000.00	
03101	023400100100	007150000340109	70451	50910899	23040102	Winners Chapel Gully, Calabar	3,250,000.00	3,250,000.00	
03101	023400100100	007150000070111	70451	50910899	23020114	Abu-Bashu Road	150,000,000.00	150,000,000.00	
03101	023400100100	007150000340100	70451	50910899	23040102	CHECKMATE THE MENACE OF EROSION			
03101	023400100100	007150000340101	70451	50910899	23040102	Old Jehova Witness Camp, Akai Efa	6,500,000.00	6,500,000.00	
03101	023400100100	099000000028404	70133	50910899	23010143	Hydraulic Excavator 320D2GC	2,000,000,000.00		
03101	023400100100	007150000340103	70451	50910899	23040102	Construction of Failed Portions Channel	6,500,000.00	6,500,000.00	
03101	023400100100	007150000340105	70451	50910899	23040102	Ikot Ekpo Residential Estate gully Erosion	26,650,000.00	26,650,000.00	
03101	023400100100	007150000340106	70451	50910899	23040102	Ikot Nkebre Erosion Site	45,500,000.00	45,500,000.00	
03101	023400100100	007150000330104	70451	50910899	23010203	Engineering Design of Rehabilitation of Calabar Airport Complex	46,800,000.00	46,800,000.00	
03101	023400100100	007150000340108	70451	50910899	23040102	Federal Housing to Beebobsco Junction Channel Calabar	3,250,000.00	3,250,000.00	
03101	023400100100	007150000330103	70451	50910899	23010203	Engineering Design of Approach Road to New Airport Complex	100,000,000.00	100,000,000.00	
03101	023400100100	007150000340110	70451	50910899	23040102	Removal of Box Culvet and Replacement of Short Span Channel 1 Calabar	3,250,000.00	3,250,000.00	
03101	023400100100	007150000340111	70451	50910899	23040102	Odubu Ranch Rd Erosion, Obanliku	45,500,000.00	45,500,000.00	
03101	023400100100	007150000340112	70451	50910899	23040102	Channel 1	6,500,000.00	6,500,000.00	
03101	023400100100	007150000340113	70451	50910899	23040102	Erosion Control at the Calabar Gulf Course	45,500,000.00	45,500,000.00	
03101	023400100100	099000000028401	70485	50910899	23010143	Motor Grader 12K	2,000,000,000.00		
03101	023400100100	007150000340102	70451	50910899	23040102	Atimbo Gully Erosion Site/Nyanghasang	50,505,000.00	50,505,000.00	
03101	023400100100	007150000240102	70451	50910899	23030114	CRS House of Assembly	4,550,000.00	4,550,000.00	
03101	023400100100	007150000340107	70451	50910899	23040102	Ikot Uduak Erosion Control Works	27,300,000.00	27,300,000.00	
03101	023400100100	099000000028403	70133	50910899	23010143	Vibrating soil capacitor CS533	236,000,000.00		
03101	023400100100	007150000070102	70451	50910899	23020114	Biakwan - Aria - Biajua Road	300,000,000.00	300,000,000.00	
03101	023400100100	099000000028405	70131	50910899	23010139	Equipment for training of Artisans	400,000,000.00		
03101	023400100100	099000000028406	70443	50910899	32010909	Welding Equipment	300,000,000.00		
03101	023400100100	099000000028407	70474	50910899	23020118	Construction Academy	5,000,000,000.00		
03101	023400100100	099000000028408	70133	50910899	23010143	Bhauya Machine Tools	25,000,000.00		






# CROSS RIVER STATE CHART OF ACCOUNT 2020

## ECONOMIC

### 023400100100 MOW MINISTRY OF WORKS

Fund	Administrative	Programme	Functic	Geo	Economic	Description	Approved Budget 2020	Approved Provision 2019	Actual Rev./Exp. Jan -Aug 2019
03101	023400100100	099000000028410	70133	50910899	32010909	Central Mechanical Workshop	1,000,000,000.00		
03101	023400100100	099000000028412	70453	50910899	23030114	Maintenance of Monorail	1,500,000,000.00		
03101	023400100100	007150000340000	70451	50910899	23040102	EROSION CONTROL PROJECT			
03101	023400100100	099000000028414	70435	50910899	23030124	Maintenance of Generating Plants in all MDAs	500,000,000.00		
03101	023400100100	007150000320113	70451	50910899	23030113	Wula- Olum Buanchor Road 9KM)	260,000,000.00	260,000,000.00	
03101	023400100100	099000000028402	70485	50910899	23010143	Wheel Grader 950GC	2,000,000,000.00		
03101	023400100100	007150000320114	70451	50910899	23030113	Yahe Wanokom Wanilande Benue Border(34kM)	2,275,000.00	2,275,000.00	
03101	023400100100	099000000028415	70474	50910899	23020118	Construction of Fibre Boats	7,399,617,000.00		
03101	023400100100	007150000340104	70451	50910899	23040102	Essien Town Channel 11	45,500,000.00	45,500,000.00	
03101	023400100100	007150000330100	70451	50910899	23010203	NO OBJECTIVE			
03101	023400100100	007150000330101	70451	50910899	23010203	CR-RAMP Consultancy - Compensation	13,000,000.00	13,000,000.00	
03101	023400100100	007150000330102	70451	50910899	23010203	Consultancy services	100,000,000.00	100,000,000.00	
03101	023400100100	099000000028413	70453	50910899	23030114	Maintenance of Cable Car	1,500,000,000.00		
03101	023400100100	007150000180107	70451	50910899	23010203	Igodor-Emor-Ikparo Road			
03101	023400100100	099000000028409	70133	50910899	23010143	Fairly used Machine Tools	5,000,000.00		
03101	023400100100	007150000260103	70451	50910899	23030113	CRUTECH-UNICAL Link Road	100,000,000.00	200,000,000.00	
03101	023400100100	007150000260112	70451	50910899	23030113	T.T.C Road/ Itu Okon/Ikang Cresent	3,250,000.00	3,250,000.00	
03101	023400100100	007150000330000	70451	50910899	23010203	CONSULTANCY SERVICES GENERAL			
03101	023400100100	007150000260117	70451	50910899	23030113	Design and Construction of Desney World	15,000,000.00	15,000,000.00	
03101	023400100100	007150000200101	70451	50910899	23030113	Road Maintenance and Contractual Settlement		3,020,000,000.00	
03101	023400100100	007150000180104	70451	50910899	23010203	Okuku- Akrecha Road (11km)	16,250,000.00	16,250,000.00	
03101	023400100100	007150000260101	70451	50910899	23030113	Airport Bye - Pass Road Project	27,300,000.00	27,300,000.00	
03101	023400100100	007150000180106	70451	50910899	23010203	Okpoma Network of Roads(3500m)			
03101	023400100100	007150000260100	70451	50910899	23030113	URBAN RENEWAL SCHEME			
03101	023400100100	007150000190000	70451	50910899	23030118	CONSTRUCTION/MAINTENANCE OF BRIDGES AND CULVERTS			
03101	023400100100	007150000190100	70451	50910899	23030118	DELIVERY OF STANDARD ROADS INFRASTRUCTURE NETWORK WITHIN URBAN/SUB-URBAN AREAS OF THE STATE			
03101	023400100100	007150000190101	70451	50910899	23030118	Idundu Bridge Akpabuyo	4,550,000.00	4,550,000.00	
03101	023400100100	007150000190102	70451	50910899	23030118	Ofonbongha bridge	3,250,000.00	3,250,000.00	
03101	023400100100	007150000190103	70451	50910899	23030118	Construction of Ewiden(Ewuti) Bridge	130,000,000.00	130,000,000.00	
03101	023400100100	007150000230000	70451	50910899	23030113	EMERGENCY INTERVENTION/MAINTENANCE OF FEDERAL ROADS			
03101	023400100100	007150000200100	70451	50910899	23030113	DELIVERY OF STANDARD ROADS INFRASTRUCTURE NETWORK WITHIN URBAN/SUB-URBAN AREAS OF THE STATE			
03101	023400100100	007150000180105	70451	50910899	23010203	Okuku Network of Roads(4000m)			
03101	023400100100	007150000240101	70451	50910899	23030114	Assemblies of God Road	6,500,000.00	6,500,000.00	
03101	023400100100	007150000250000	70451	50910899	23030114	MAINTENANCE OF DRAINS			






# CROSS RIVER STATE CHART OF ACCOUNT 2020

## ECONOMIC

### 023400100100 MOW MINISTRY OF WORKS

Fund	Administrative	Programme	Functic	Geo	Economic	Description	Approved Budget 2020	Approved Provision 2019	Actual Rev./Exp. Jan -Aug 2019
03101	023400100100	007150000260106	70451	50910899	23030113	Etim Ekpo Creacent /Etene Drive	1,300,000.00	1,300,000.00	
03101	023400100100	007150000230100	70451	50910899	23030113	ENSURE ACCESS TO FEDERAL ROADS			
03101	023400100100	007150000230101	70451	50910899	23030113	Calabar - Itu / Odukpani, Akamkpa bye pass	4,000,000,000.00	8,000,000,000.00	
03101	023400100100	007150000230102	70451	50910899	23030113	Federal Road Intervention			
03101	023400100100	007150000230103	70451	50910899	23030113	Ikom - Obudu Road	40,625,000.00	40,625,000.00	
03101	023400100100	007150000230104	70451	50910899	23030113	Ugep - Ikom - Ogoja - Gakem	4,875,000.00	4,875,000.00	
03101	023400100100	007150000260102	70451	50910899	23030113	Archibong Esor Lane	3,250,000.00	3,250,000.00	
03101	023400100100	007150000240100	70451	50910899	23030114	MAINTAIN LANDSLIDE AREAS			
03101	023400100100	007150000260107	70451	50910899	23030113	Federal Housing Police Station Road/Okang-Otu Road 4 & 7	3,250,000.00	3,250,000.00	
03101	023400100100	007150000220102	70451	50910899	23030113	Feasibility study,design & Construction of Fly Over at MCC by Highway		650,000,000.00	
03101	023400100100	007150000240103	70451	50910899	23030114	Umoh Okon Street	6,500,000.00	6,500,000.00	
03101	023400100100	007150000220101	70451	50910899	23030113	Dualization of yahe - Okuku - Bekwarra and Obudu		14,300,000.00	
03101	023400100100	007150000250100	70451	50910899	23030114	AVOIDANCE OF FLOOD			
03101	023400100100	007150000250101	70451	50910899	23030114	Maintenance of ministry of works yard	5,000,000.00	5,000,000.00	
03101	023400100100	007150000250102	70451	50910899	23030114	Presbyterian Church Road Off Ekpenyong Abasi Calabar	2,275,000.00	2,275,000.00	
03101	023400100100	007150000260000	70451	50910899	23030113	CONSTRUCTION/COMPLETION OF URBAN RENEWAL ROADS			
03101	023400100100	007150000240000	70451	50910899	23030114	FILLING OF LANDSLIDE WORKS			
03101	023400100100	007150000040101	70541	50910899	23020114	Shell Road, Iakang Town	19,500,000.00	19,500,000.00	
03101	023400100100	007150000030100	70541	50910899	23020114	DELIVERY OF STANDARD ROADS INFRASTRUCTURE NETWORK WITHIN URBAN/SUB-URBAN AREAS OF THE STATE			
03101	023400100100	007150000060101	70541	50910899	23020114	Biase Network of Roads(2500m)			
03101	023400100100	007150000010106	70541	50910899	23020114	Asiga/Beach Road Project			
03101	023400100100	007150000050100	70541	50910899	23020114	DELIVERY OF STANDARD ROADS INFRASTRUCTURE NETWORK WITHIN URBAN/SUB-URBAN AREAS OF THE STATE			
03101	023400100100	007150000010108	70541	50910899	23020114	Construction of Ibaleo / Emikwo Ring Road - Abi			
03101	023400100100	007150000020000	70541	50910899	23020114	CONSTRUCTION/REHABILITATION OF URBAN ROADS IN AKAMKPA LGA			
03101	023400100100	007150000030102	70541	50910899	23020114	Construction of Usung Ikot Edemndareke Road	130,000,000.00	130,000,000.00	
03101	023400100100	007150000030103	70541	50910899	23020114	Ekprikang Akwabutong Road	32,500,000.00	32,500,000.00	
03101	023400100100	007150000050104	70541	50910899	23020114	Agwomoh - Ugeuken Convent PS Road (3.5km)	16,250,000.00	16,250,000.00	
03101	023400100100	007150000040100	70541	50910899	23020114	DELIVERY OF STANDARD ROADS INFRASTRUCTURE NETWORK WITHIN URBAN/SUB-URBAN AREAS OF THE STATE			
03101	023400100100	007150000030101	70541	50910899	23020114	Sir Arthur Jarvis University Road	117,000,000.00	117,000,000.00	
03101	023400100100	007150000260110	70451	50910899	23030113	Nyaughasang - Effiom/Access School Road	7,800,000.00	7,800,000.00	
03101	023400100100	007150000040102	70541	50910899	23020114	Ekpere Esuk Esighi Road	32,500,000.00	32,500,000.00	
03101	023400100100	007150000040103	70541	50910899	23020114	Rigid Pavement Construction at Deep Seaport	2,258,974,368.30	2,258,974,368.30	







# CROSS RIVER STATE CHART OF ACCOUNT 2020

## ECONOMIC

### 023400100100 MOW MINISTRY OF WORKS

Fund	Administrative	Programme	Functic	Geo	Economic	Description	Approved Budget 2020	Approved Provision 2019	Actual Rev./Exp. Jan -Aug 2019
03101	023400100100	007150000050000	70541	50910899	23020114	CONSTRUCTION/REHABILITATION OF URBAN ROADS IN BEKWARRA LGA			
03101	023400100100	007150000180103	70451	50910899	23010203	Okuku - Anyika - Ebonda (32km)	9,750,000.00	9,750,000.00	
03101	023400100100	099000000028411	70435	50910899	23030124	Maintenance of Power Generating Plant	2,000,000,000.00		
03101	023400100100	007150000030000	70541	50910899	23020114	CONSTRUCTION/REHABILITATION OF URBAN ROADS IN AKPABUYO LGA			
03101	023400100100	007150000050101	70541	50910899	23020114	Abuochichie-Akurinyi-Echimofona (4.2km)	45,500,000.00	45,500,000.00	
03101	023400100100	007150000040000	70541	50910899	23020114	CONSTRUCTION/REHABILITATION OF URBAN ROADS IN BAKASSI LGA			
03101	023400100100	007150000070110	70451	50910899	23020114	Batriko-Okorshie-Betukwel Road(15000m)	65,000,000.00	65,000,000.00	
03101	023400100100	007150000010107	70541	50910899	23020114	Bahumunu Road Project	130,000,000.00	130,000,000.00	
03101	023400100100	007150000020104	70541	50910899	23020114	Old and New Ekuri Road			
03101	023400100100	007150000070108	70451	50910899	23020114	Orimekpang Junction - Inland Road			
03101	023400100100	007150000070107	70451	50910899	23020114	Igol-Ukpagada/Alladim (15km)	39,000,000.00	39,000,000.00	
03101	023400100100	007150000070106	70451	50910899	23020114	Kakwagom Bridge	195,000,000.00	195,000,000.00	
03101	023400100100	007150000070105	70451	50910899	23020114	Bawop /Bebuo Bridges	130,000,000.00	130,000,000.00	
03101	023400100100	007150000070104	70451	50910899	23020114	Orimakpang - Ayiminkang Road	300,000,000.00	300,000,000.00	
03101	023400100100	007150000020100	70541	50910899	23020114	DELIVERY OF STANDARD ROADS INFRASTRUCTURE NETWORK WITHIN URBAN/SUB-URBAN AREAS OF THE STATE			
03101	023400100100	007150000070103	70451	50910899	23020114	Agba - Ntamante Road	200,000,000.00	200,000,000.00	
03101	023400100100	007150000020101	70541	50910899	23020114	Okoarara- Ayip Eku Road	65,000,000.00	65,000,000.00	
03101	023400100100	007150000020102	70541	50910899	23020114	Mbobui-Camp 11 Road-Akamkpa	390,000,000.00	390,000,000.00	
03101	023400100100	007150000020103	70541	50910899	23020114	Akamkpa Network of Roads(600m)			
03101	023400100100	007150000070109	70451	50910899	23020114	Egoja/Ndim/Kakwagom/Bawop/Mbube	130,000,000.00	130,000,000.00	

#### SUMMARY

<b>Recurrent Revenue</b>	5,500,000.00	10,017,468.00	0.00
<b>Capital Receipts</b>			0.00
<b>TOTAL</b>	<b>5,500,000.00</b>	<b>10,017,468.00</b>	<b>0.00</b>
<b>Personnel Cost</b>	99,491,282.84	121,272,743.31	62,679,825.67
<b>Overhead Cost</b>	18,725,000.00	20,248,200.00	600,000.00
<b>Consolidated Revenue Charges</b>	9,395,505.73	9,395,488.45	5,493,885.63
<b>SUB-TOTAL</b>	<b>127,611,788.57</b>	<b>150,916,431.76</b>	<b>68,773,711.30</b>
<b>Capital Expenditure</b>	51,001,188,677.42	29,731,350,115.42	
<b>TOTAL</b>	<b>51,128,800,465.99</b>	<b>29,882,266,547.18</b>	<b>68,773,711.30</b>





**CROSS RIVER STATE CHART OF ACCOUNT 2020**

**ECONOMIC**

**023400100200 DWO-TGD DIVISIONAL WORKS OFFICE-ABI**

<u>Fund</u>	<u>Administrative</u>	<u>Programme</u>	<u>Functic</u>	<u>Geo</u>	<u>Economic</u>	<u>Description</u>	<u>Approved Budget 2020</u>	<u>Approved Provision 2019</u>	<u>Actual Rev./Exp. Jan -Aug 2019</u>
<b>PERSONNEL COST</b>							<b>3,018,639.94</b>	<b>5,477,190.04</b>	<b>1,703,740.90</b>
<b>21010100 SALARIES AND WAGES</b>							<b>1,726,584.96</b>	<b>3,982,078.84</b>	<b>967,903.37</b>
02101	023400100200	0000000000000000	00000	50910899	21010101	Salary	1,726,584.96	3,982,078.84	967,903.37
<b>21020100 ALLOWANCES</b>							<b>1,292,054.98</b>	<b>1,495,111.20</b>	<b>735,837.53</b>
02101	023400100200	0000000000000000	00000	50910899	21020107	Utility	25,610.40	32,013.00	15,509.55
02101	023400100200	0000000000000000	00000	50910899	21020104	Meal Subsidy_21020104	42,684.00	53,355.00	25,849.25
02101	023400100200	0000000000000000	00000	50910899	21020105	Rent	863,292.48	979,151.04	483,951.69
02101	023400100200	0000000000000000	00000	50910899	21020103	Leave Grant	172,658.50	195,830.16	96,790.34
02101	023400100200	0000000000000000	00000	50910899	21020106	Transport	187,809.60	234,762.00	113,736.70

**SUMMARY**

<b>Recurrent Revenue</b>			0.00
<b>Capital Receipts</b>			0.00
<b>TOTAL</b>			<b>0.00</b>
<b>Personnel Cost</b>	3,018,639.94	5,477,190.04	1,703,740.90
<b>Overhead Cost</b>			
<b>Consolidated Revenue Charges</b>			
<b>SUB-TOTAL</b>	3,018,639.94	5,477,190.04	1,703,740.90
<b>Capital Expenditure</b>			
<b>TOTAL</b>	<b>3,018,639.94</b>	<b>5,477,190.04</b>	<b>1,703,740.90</b>

*30-2-20*  
**CERTIFIED TRUE COPY**



# CROSS RIVER STATE CHART OF ACCOUNT 2020

## ECONOMIC

### 023400100300 DWO-KAM DIVISIONAL WORKS OFFICE-AKAMKPA

Fund	Administrative	Programme	Func	Geo	Economic	Description	Approved Budget 2020	Approved Provision 2019	Actual Rev./Exp. Jan -Aug 2019
<b>PERSONNEL COST</b>							<b>5,993,544.29</b>	<b>14,893,718.76</b>	<b>3,095,743.42</b>
<b>21010100 SALARIES AND WAGES</b>							<b>3,399,703.68</b>	<b>3,399,703.56</b>	<b>1,777,766.20</b>
02101	023400100300	0000000000000000	00000	50910899	21010101	Salary	3,399,703.68	3,399,703.56	1,777,766.20
<b>21020100 ALLOWANCES</b>							<b>2,593,840.61</b>	<b>11,494,015.20</b>	<b>1,317,977.22</b>
02101	023400100300	0000000000000000	00000	50910899	21020103	Leave Grant	339,970.37	339,970.44	177,776.62
02101	023400100300	0000000000000000	00000	50910899	21020105	Rent	1,699,851.84	1,699,852.20	888,883.10
02101	023400100300	0000000000000000	00000	50910899	21020107	Utility	55,401.84	57,872.40	25,131.75
02101	023400100300	0000000000000000	00000	50910899	21020104	Meal Subsidy_21020104	92,336.40	8,990,040.00	41,886.25
02101	023400100300	0000000000000000	00000	50910899	21020106	Transport	406,280.16	406,280.16	184,299.50

#### SUMMARY

<b>Recurrent Revenue</b>			0.00
<b>Capital Receipts</b>			0.00
<b>TOTAL</b>			<b>0.00</b>
<b>Personnel Cost</b>	5,993,544.29	14,893,718.76	3,095,743.42
<b>Overhead Cost</b>			
<b>Consolidated Revenue Charges</b>			
<b>SUB-TOTAL</b>	5,993,544.29	14,893,718.76	3,095,743.42
<b>Capital Expenditure</b>			
<b>TOTAL</b>	<b>5,993,544.29</b>	<b>14,893,718.76</b>	<b>3,095,743.42</b>

30-2-2020



# CROSS RIVER STATE CHART OF ACCOUNT 2020

## ECONOMIC

### 023400100400 DWO-KTA DIVISIONAL WORKS OFFICE-AKPABUYO

Fund	Administrative	Programme	Functic	Geo	Economic	Description	Approved Budget 2020	Approved Provision 2019	Actual Rev./Exp. Jan -Aug 2019
<b>PERSONNEL COST</b>							<b>11,935,308.05</b>	<b>10,991,516.04</b>	<b>6,159,095.19</b>
<b>21010100 SALARIES AND WAGES</b>							<b>6,707,006.28</b>	<b>6,170,949.36</b>	<b>3,468,780.35</b>
02101	023400100400	0000000000000000	00000	50910899	21010101	Salary	6,707,006.28	6,170,949.36	3,468,780.35
<b>21020100 ALLOWANCES</b>							<b>5,228,301.77</b>	<b>4,820,566.68</b>	<b>2,690,314.84</b>
02101	023400100400	0000000000000000	00000	50910899	21020107	Utility	120,409.92	111,828.00	60,912.95
02101	023400100400	0000000000000000	00000	50910899	21020106	Transport	883,006.08	819,762.24	446,604.62
02101	023400100400	0000000000000000	00000	50910899	21020105	Rent	3,353,503.14	3,085,475.64	1,734,390.18
02101	023400100400	0000000000000000	00000	50910899	21020104	Meal Subsidy_21020104	200,682.00	186,405.60	101,529.05
02101	023400100400	0000000000000000	00000	50910899	21020103	Leave Grant	670,700.63	617,095.20	346,878.04

#### SUMMARY

<b>Recurrent Revenue</b>			0.00
<b>Capital Receipts</b>			0.00
<b>TOTAL</b>			<b>0.00</b>
<b>Personnel Cost</b>	11,935,308.05	10,991,516.04	6,159,095.19
<b>Overhead Cost</b>			
<b>Consolidated Revenue Charges</b>			
<b>SUB-TOTAL</b>	11,935,308.05	10,991,516.04	6,159,095.19
<b>Capital Expenditure</b>			
<b>TOTAL</b>	<b>11,935,308.05</b>	<b>10,991,516.04</b>	<b>6,159,095.19</b>

30-2-2020  
 CERTIFIED TRUE COPY



# CROSS RIVER STATE CHART OF ACCOUNT 2020

## ECONOMIC

### 023400100500 DWO-BKS DIVISIONAL WORKS OFFICE-BAKASSI

Fund	Administrative	Programme	Func	Geo	Economic	Description	Approved Budget 2020	Approved Provision 2019	Actual Rev./Exp. Jan -Aug 2019
<b>PERSONNEL COST</b>							<b>1,741,599.22</b>	<b>1,516,417.32</b>	<b>886,011.73</b>
<b>21010100 SALARIES AND WAGES</b>							<b>968,450.76</b>	<b>846,203.28</b>	<b>493,618.58</b>
02101	023400100500	0000000000000000	00000	50910899	21010101	Salary	968,450.76	846,203.28	493,618.58
<b>21020100 ALLOWANCES</b>							<b>773,148.46</b>	<b>670,214.04</b>	<b>392,393.15</b>
02101	023400100500	0000000000000000	00000	50910899	21020107	Utility	19,207.80	16,495.20	9,622.20
02101	023400100500	0000000000000000	00000	50910899	21020105	Rent	484,225.38	423,101.76	246,809.29
02101	023400100500	0000000000000000	00000	50910899	21020103	Leave Grant	96,845.08	84,620.28	49,361.86
02101	023400100500	0000000000000000	00000	50910899	21020104	Meal Subsidy_21020104	32,013.00	25,032.00	16,037.00
02101	023400100500	0000000000000000	00000	50910899	21020106	Transport	140,857.20	120,964.80	70,562.80

#### SUMMARY

Recurrent Revenue			0.00
Capital Receipts			0.00
<b>TOTAL</b>			<b>0.00</b>
<b>Personnel Cost</b>	1,741,599.22	1,516,417.32	886,011.73
<b>Overhead Cost</b>			
<b>Consolidated Revenue Charges</b>			
SUB-TOTAL	1,741,599.22	1,516,417.32	886,011.73
<b>Capital Expenditure</b>			
<b>TOTAL</b>	<b>1,741,599.22</b>	<b>1,516,417.32</b>	<b>886,011.73</b>

30-2-2020  
 CERTIFIED TRUE COPY



**CROSS RIVER STATE CHART OF ACCOUNT 2020**

**ECONOMIC**

**023400100700 DWO-AKP DIVISIONAL WORKS OFFICE-BIASE**

Fund	Administrative	Programme	Func	Geo	Economic	Description	Approved Budget 2020	Approved Provision 2019	Actual Rev./Exp. Jan -Aug 2019
<b>PERSONNEL COST</b>							<b>3,496,869.89</b>	<b>24,118,995.81</b>	<b>0.00</b>
<b>21010100 SALARIES AND WAGES</b>							<b>2,025,478.68</b>	<b>2,066,440.03</b>	<b>0.00</b>
02101	023400100700	0000000000000000	00000	50910899	21010101	Salary	2,025,478.68	2,066,440.03	0.00
<b>21020100 ALLOWANCES</b>							<b>1,471,391.21</b>	<b>22,052,555.78</b>	<b>0.00</b>
02101	023400100700	0000000000000000	00000	50910899	21020105	Rent	1,012,739.34	1,033,220.22	0.00
02101	023400100700	0000000000000000	00000	50910899	21020104	Meal Subsidy_21020104	42,684.00	47,103.25	0.00
02101	023400100700	0000000000000000	00000	50910899	21020106	Transport	187,809.60	20,737,310.00	0.00
02101	023400100700	0000000000000000	00000	50910899	21020107	Utility	25,610.40	28,278.15	0.00
02101	023400100700	0000000000000000	00000	50910899	21020103	Leave Grant	202,547.87	206,644.16	0.00

**SUMMARY**

<b>Recurrent Revenue</b>			0.00
<b>Capital Receipts</b>			0.00
<b>TOTAL</b>			<b>0.00</b>
<b>Personnel Cost</b>	3,496,869.89	24,118,995.81	0.00
<b>Overhead Cost</b>			
<b>Consolidated Revenue Charges</b>			
<b>SUB-TOTAL</b>	3,496,869.89	24,118,995.81	0.00
<b>Capital Expenditure</b>			
<b>TOTAL</b>	<b>3,496,869.89</b>	<b>24,118,995.81</b>	<b>0.00</b>

30-2-2020



# CROSS RIVER STATE CHART OF ACCOUNT 2020

## ECONOMIC

### 023400100800 DWO-BJE DIVISIONAL WORKS OFFICE-BOKI

Fund	Administrative	Programme	Funcit	Geo	Economic	Description	Approved Budget 2020	Approved Provision 2019	Actual Rev./Exp. Jan -Aug 2019
<b>PERSONNEL COST</b>							<b>1,305,949.73</b>	<b>72,071,531.68</b>	<b>0.00</b>
<b>21010100 SALARIES AND WAGES</b>							<b>733,117.08</b>	<b>71,171,567.80</b>	<b>0.00</b>
02101	023400100800	0000000000000000	00000	50910899	21010101	Salary	733,117.08	71,171,567.80	0.00
<b>21020100 ALLOWANCES</b>							<b>572,832.65</b>	<b>899,963.88</b>	<b>0.00</b>
02101	023400100800	0000000000000000	00000	50910899	21020106	Transport	97,505.76	144,458.16	0.00
02101	023400100800	0000000000000000	00000	50910899	21020103	Leave Grant	73,311.71	117,156.84	0.00
02101	023400100800	0000000000000000	00000	50910899	21020104	Meal Subsidy_21020104	22,160.40	32,855.40	0.00
02101	023400100800	0000000000000000	00000	50910899	21020105	Rent	366,558.54	585,784.08	0.00
02101	023400100800	0000000000000000	00000	50910899	21020107	Utility	13,296.24	19,709.40	0.00

#### SUMMARY

<b>Recurrent Revenue</b>			0.00
<b>Capital Receipts</b>			0.00
<b>TOTAL</b>			<b>0.00</b>
<b>Personnel Cost</b>	1,305,949.73	72,071,531.68	0.00
<b>Overhead Cost</b>			
<b>Consolidated Revenue Charges</b>			
<b>SUB-TOTAL</b>	1,305,949.73	72,071,531.68	0.00
<b>Capital Expenditure</b>			
<b>TOTAL</b>	<b>1,305,949.73</b>	<b>72,071,531.68</b>	<b>0.00</b>





**CROSS RIVER STATE CHART OF ACCOUNT 2020**

**ECONOMIC**

**023400100900 DWO-CAL DIVISIONAL WORKS OFFICE-CALABAR MUNICIPALITY**

Fund	Administrative	Programme	Funcit	Geo	Economic	Description	Approved Budget 2020	Approved Provision 2019	Actual Rev./Exp. Jan -Aug 2019
<b>PERSONNEL COST</b>							<b>2,649,280.66</b>	<b>1,305,984.12</b>	<b>0.00</b>
<b>21010100 SALARIES AND WAGES</b>							<b>1,509,620.16</b>	<b>733,116.96</b>	<b>0.00</b>
02101	023400100900	0000000000000000	00000	50910899	21010101	Salary	1,509,620.16	733,116.96	0.00
<b>21020100 ALLOWANCES</b>							<b>1,139,660.50</b>	<b>572,867.16</b>	<b>0.00</b>
02101	023400100900	0000000000000000	00000	50910899	21020107	Utility	23,388.84	13,306.80	0.00
02101	023400100900	0000000000000000	00000	50910899	21020106	Transport	171,518.16	97,505.76	0.00
02101	023400100900	0000000000000000	00000	50910899	21020104	Meal Subsidy_21020104	38,981.40	22,184.40	0.00
02101	023400100900	0000000000000000	00000	50910899	21020105	Rent	754,810.08	366,558.48	0.00
02101	023400100900	0000000000000000	00000	50910899	21020103	Leave Grant	150,962.02	73,311.72	0.00

**SUMMARY**

<b>Recurrent Revenue</b>			0.00
<b>Capital Receipts</b>			0.00
<b>TOTAL</b>			<b>0.00</b>
<b>Personnel Cost</b>	2,649,280.66	1,305,984.12	0.00
<b>Overhead Cost</b>			
<b>Consolidated Revenue Charges</b>			
<b>SUB-TOTAL</b>	2,649,280.66	1,305,984.12	0.00
<b>Capital Expenditure</b>			
<b>TOTAL</b>	<b>2,649,280.66</b>	<b>1,305,984.12</b>	<b>0.00</b>

*30-2-2020*  
**CERTIFIED TRUE COPY**





**CROSS RIVER STATE CHART OF ACCOUNT 2020**

**ECONOMIC**

**023400101000 DWO-ANA DIVISIONAL WORKS OFFICE-CALABAR SOUTH**

Fund	Administrative	Programme	Funcic	Geo	Economic	Description	Approved Budget 2020	Approved Provision 2019	Actual Rev./Exp. Jan -Aug 2019
<b>PERSONNEL COST</b>							<b>726,293.52</b>	<b>985,520.04</b>	<b>0.00</b>
<b>21010100 SALARIES AND WAGES</b>							<b>413,917.20</b>	<b>575,933.76</b>	<b>0.00</b>
02101	023400101000	0000000000000000	00000	50910899	21010101	Salary	413,917.20	575,933.76	0.00
<b>21020100 ALLOWANCES</b>							<b>312,376.32</b>	<b>409,586.28</b>	<b>0.00</b>
02101	023400101000	0000000000000000	00000	50910899	21020105	Rent	206,958.60	287,966.88	0.00
02101	023400101000	0000000000000000	00000	50910899	21020107	Utility	6,402.60	6,402.60	0.00
02101	023400101000	0000000000000000	00000	50910899	21020104	Meal Subsidy_21020104	10,671.00	10,671.00	0.00
02101	023400101000	0000000000000000	00000	50910899	21020103	Leave Grant	41,391.72	57,593.40	0.00
02101	023400101000	0000000000000000	00000	50910899	21020106	Transport	46,952.40	46,952.40	0.00

**SUMMARY**

<b>Recurrent Revenue</b>			0.00
<b>Capital Receipts</b>			0.00
<b>TOTAL</b>			<b>0.00</b>
<b>Personnel Cost</b>	726,293.52	985,520.04	0.00
<b>Overhead Cost</b>			
<b>Consolidated Revenue Charges</b>			
<b>SUB-TOTAL</b>	726,293.52	985,520.04	0.00
<b>Capital Expenditure</b>			
<b>TOTAL</b>	<b>726,293.52</b>	<b>985,520.04</b>	<b>0.00</b>

*30-2-2020*  
**CERTIFIED TRUE COPY**



**CROSS RIVER STATE CHART OF ACCOUNT 2020**

**ECONOMIC**

**023400101100 DWO-EFE DIVISIONAL WORKS OFFICE-ETUNG**

Fund	Administrative	Programme	Funcitc	Geo	Economic	Description	Approved Budget 2020	Approved Provision 2019	Actual Rev./Exp. Jan -Aug 2019
<b>PERSONNEL COST</b>							<b>1,862,465.52</b>	<b>1,886,517.24</b>	<b>0.00</b>
<b>21010100 SALARIES AND WAGES</b>							<b>1,040,923.20</b>	<b>1,055,933.88</b>	<b>0.00</b>
02101	023400101100	0000000000000000	00000	50910899	21010101	Salary	1,040,923.20	1,055,933.88	0.00
<b>21020100 ALLOWANCES</b>							<b>821,542.32</b>	<b>830,583.36</b>	<b>0.00</b>
02101	023400101100	0000000000000000	00000	50910899	21020106	Transport	144,458.16	144,458.16	0.00
02101	023400101100	0000000000000000	00000	50910899	21020107	Utility	19,698.84	19,709.40	0.00
02101	023400101100	0000000000000000	00000	50910899	21020103	Leave Grant	104,092.32	105,593.40	0.00
02101	023400101100	0000000000000000	00000	50910899	21020104	Meal Subsidy_21020104	32,831.40	32,855.40	0.00
02101	023400101100	0000000000000000	00000	50910899	21020105	Rent	520,461.60	527,967.00	0.00

**SUMMARY**

<b>Recurrent Revenue</b>			0.00
<b>Capital Receipts</b>			0.00
<b>TOTAL</b>			<b>0.00</b>
<b>Personnel Cost</b>	1,862,465.52	1,886,517.24	0.00
<b>Overhead Cost</b>			
<b>Consolidated Revenue Charges</b>			
<b>SUB-TOTAL</b>	1,862,465.52	1,886,517.24	0.00
<b>Capital Expenditure</b>			
<b>TOTAL</b>	<b>1,862,465.52</b>	<b>1,886,517.24</b>	<b>0.00</b>

*30-2-2020*  
**CERTIFIED TRUE COPY**



# CROSS RIVER STATE CHART OF ACCOUNT 2020

## ECONOMIC

### 023400101200 DWO-KMM DIVISIONAL WORKS OFFICE-IKOM

Fund	Administrative	Programme	Funcitc	Geo	Economic	Description	Approved Budget 2020	Approved Provision 2019	Actual Rev./Exp. Jan -Aug 2019
<b>PERSONNEL COST</b>							<b>5,140,631.09</b>	<b>4,355,705.04</b>	<b>0.00</b>
<b>21010100 SALARIES AND WAGES</b>							<b>2,929,711.68</b>	<b>2,506,390.68</b>	<b>0.00</b>
02101	023400101200	0000000000000000	00000	50910899	21010101	Salary	2,929,711.68	2,506,390.68	0.00
<b>21020100 ALLOWANCES</b>							<b>2,210,919.41</b>	<b>1,849,314.36</b>	<b>0.00</b>
02101	023400101200	0000000000000000	00000	50910899	21020105	Rent	1,464,855.84	1,253,195.40	0.00
02101	023400101200	0000000000000000	00000	50910899	21020104	Meal Subsidy_21020104	75,515.40	60,347.40	0.00
02101	023400101200	0000000000000000	00000	50910899	21020103	Leave Grant	292,971.17	250,639.20	0.00
02101	023400101200	0000000000000000	00000	50910899	21020107	Utility	45,309.24	19,709.40	0.00
02101	023400101200	0000000000000000	00000	50910899	21020106	Transport	332,267.76	265,422.96	0.00

#### SUMMARY

<b>Recurrent Revenue</b>			0.00
<b>Capital Receipts</b>			0.00
<b>TOTAL</b>			<b>0.00</b>
<b>Personnel Cost</b>	5,140,631.09	4,355,705.04	0.00
<b>Overhead Cost</b>			
<b>Consolidated Revenue Charges</b>			
<b>SUB-TOTAL</b>	5,140,631.09	4,355,705.04	0.00
<b>Capital Expenditure</b>			
<b>TOTAL</b>	<b>5,140,631.09</b>	<b>4,355,705.04</b>	<b>0.00</b>





# CROSS RIVER STATE CHART OF ACCOUNT 2020

## ECONOMIC

### 023400101400 DWO-BRA DIVISIONAL WORKS OFFICE-OBUBRA

Fund	Administrative	Programme	Func	Geo	Economic	Description	Approved Budget 2020	Approved Provision 2019	Actual Rev./Exp. Jan -Aug 2019
<b>PERSONNEL COST</b>							<b>3,938,050.66</b>	<b>4,355,705.04</b>	<b>0.00</b>
<b>21010100 SALARIES AND WAGES</b>							<b>2,218,115.16</b>	<b>2,506,390.68</b>	<b>0.00</b>
02101	023400101400	0000000000000000	00000	50910899	21010101	Salary	2,218,115.16	2,506,390.68	0.00
<b>21020100 ALLOWANCES</b>							<b>1,719,935.50</b>	<b>1,849,314.36</b>	<b>0.00</b>
02101	023400101400	0000000000000000	00000	50910899	21020106	Transport	285,315.36	265,422.96	0.00
02101	023400101400	0000000000000000	00000	50910899	21020107	Utility	38,906.64	19,709.40	0.00
02101	023400101400	0000000000000000	00000	50910899	21020103	Leave Grant	221,811.52	250,639.20	0.00
02101	023400101400	0000000000000000	00000	50910899	21020105	Rent	1,109,057.58	1,253,195.40	0.00
02101	023400101400	0000000000000000	00000	50910899	21020104	Meal Subsidy_21020104	64,844.40	60,347.40	0.00

#### SUMMARY

<b>Recurrent Revenue</b>			0.00
<b>Capital Receipts</b>			0.00
<b>TOTAL</b>			<b>0.00</b>
<b>Personnel Cost</b>	3,938,050.66	4,355,705.04	0.00
<b>Overhead Cost</b>			
<b>Consolidated Revenue Charges</b>			
<b>SUB-TOTAL</b>	3,938,050.66	4,355,705.04	0.00
<b>Capital Expenditure</b>			
<b>TOTAL</b>	<b>3,938,050.66</b>	<b>4,355,705.04</b>	<b>0.00</b>

30-2-2020  
 CERTIFIED TRUE COPY



# CROSS RIVER STATE CHART OF ACCOUNT 2020

## ECONOMIC

### 023400101500 DWO-UDU DIVISIONAL WORKS OFFICE-OBUDU

Fund	Administrative	Programme	Funcit	Geo	Economic	Description	Approved Budget 2020	Approved Provision 2019	Actual Rev./Exp. Jan -Aug 2019
<b>PERSONNEL COST</b>							<b>4,514,067.78</b>	<b>4,734,634.80</b>	<b>0.00</b>
<b>21010100 SALARIES AND WAGES</b>							<b>2,508,909.24</b>	<b>2,680,117.78</b>	<b>0.00</b>
02101	023400101500	0000000000000000	00000	50910899	21010101	Salary	2,508,909.24	2,680,117.78	0.00
<b>21020100 ALLOWANCES</b>							<b>2,005,158.54</b>	<b>2,054,517.02</b>	<b>0.00</b>
02101	023400101500	0000000000000000	00000	50910899	21020103	Leave Grant	250,890.92	268,011.92	0.00
02101	023400101500	0000000000000000	00000	50910899	21020105	Rent	1,254,454.62	1,340,059.14	0.00
02101	023400101500	0000000000000000	00000	50910899	21020107	Utility	49,981.32	47,111.70	0.00
02101	023400101500	0000000000000000	00000	50910899	21020104	Meal Subsidy_21020104	83,302.00	71,965.90	0.00
02101	023400101500	0000000000000000	00000	50910899	21020106	Transport	366,529.68	327,368.36	0.00

#### SUMMARY

<b>Recurrent Revenue</b>			0.00
<b>Capital Receipts</b>			0.00
<b>TOTAL</b>			<b>0.00</b>
<b>Personnel Cost</b>	4,514,067.78	4,734,634.80	0.00
<b>Overhead Cost</b>			
<b>Consolidated Revenue Charges</b>			
<b>SUB-TOTAL</b>	4,514,067.78	4,734,634.80	0.00
<b>Capital Expenditure</b>			
<b>TOTAL</b>	<b>4,514,067.78</b>	<b>4,734,634.80</b>	<b>0.00</b>

30-2-2020



# CROSS RIVER STATE CHART OF ACCOUNT 2020

## ECONOMIC

### 023400101600 DWO-DUK DIVISIONAL WORKS OFFICE-ODUKPANI

Fund	Administrative	Programme	Func	Geo	Economic	Description	Approved Budget 2020	Approved Provision 2019	Actual Rev./Exp. Jan -Aug 2019
<b>PERSONNEL COST</b>							<b>3,033,468.96</b>	<b>3,054,309.92</b>	<b>0.00</b>
<b>21010100 SALARIES AND WAGES</b>							<b>1,709,721.60</b>	<b>1,722,725.28</b>	<b>0.00</b>
02101	023400101600	0000000000000000	00000	50910899	21010101	Salary	1,709,721.60	1,722,725.28	0.00
<b>21020100 ALLOWANCES</b>							<b>1,323,747.36</b>	<b>1,331,584.64</b>	<b>0.00</b>
02101	023400101600	0000000000000000	00000	50910899	21020106	Transport	218,470.56	218,470.56	0.00
02101	023400101600	0000000000000000	00000	50910899	21020107	Utility	29,791.44	29,802.00	0.00
02101	023400101600	0000000000000000	00000	50910899	21020105	Rent	854,860.80	861,362.88	0.00
02101	023400101600	0000000000000000	00000	50910899	21020104	Meal Subsidy_21020104	49,652.40	49,676.60	0.00
02101	023400101600	0000000000000000	00000	50910899	21020103	Leave Grant	170,972.16	172,272.60	0.00

#### SUMMARY

<b>Recurrent Revenue</b>			0.00
<b>Capital Receipts</b>			0.00
<b>TOTAL</b>			<b>0.00</b>
<b>Personnel Cost</b>	3,033,468.96	3,054,309.92	0.00
<b>Overhead Cost</b>			
<b>Consolidated Revenue Charges</b>			
<b>SUB-TOTAL</b>	3,033,468.96	3,054,309.92	0.00
<b>Capital Expenditure</b>			
<b>TOTAL</b>	<b>3,033,468.96</b>	<b>3,054,309.92</b>	<b>0.00</b>

30-2-2020



# CROSS RIVER STATE CHART OF ACCOUNT 2020

## ECONOMIC

### 023400101700 DWO-GGJ DIVISIONAL WORKS OFFICE-OGOJA

Fund	Administrative	Programme	Funcit	Geo	Economic	Description	Approved Budget 2020	Approved Provision 2019	Actual Rev./Exp. Jan -Aug 2019
<b>PERSONNEL COST</b>							<b>13,549,055.54</b>	<b>13,327,783.08</b>	<b>0.00</b>
<b>21010100 SALARIES AND WAGES</b>							<b>7,560,240.96</b>	<b>7,494,186.36</b>	<b>0.00</b>
02101	023400101700	0000000000000000	00000	50910899	21010101	Salary	7,560,240.96	7,494,186.36	0.00
<b>21020100 ALLOWANCES</b>							<b>5,988,814.58</b>	<b>5,833,596.72</b>	<b>0.00</b>
02101	023400101700	0000000000000000	00000	50910899	21020106	Transport	1,065,292.80	980,477.52	0.00
02101	023400101700	0000000000000000	00000	50910899	21020105	Rent	3,780,120.48	3,747,094.08	0.00
02101	023400101700	0000000000000000	00000	50910899	21020104	Meal Subsidy_21020104	242,110.00	220,423.80	0.00
02101	023400101700	0000000000000000	00000	50910899	21020107	Utility	145,267.20	136,182.60	0.00
02101	023400101700	0000000000000000	00000	50910899	21020103	Leave Grant	756,024.10	749,418.72	0.00

#### SUMMARY

<b>Recurrent Revenue</b>			0.00
<b>Capital Receipts</b>			0.00
<b>TOTAL</b>			<b>0.00</b>
<b>Personnel Cost</b>	13,549,055.54	13,327,783.08	0.00
<b>Overhead Cost</b>			
<b>Consolidated Revenue Charges</b>			
<b>SUB-TOTAL</b>	13,549,055.54	13,327,783.08	0.00
<b>Capital Expenditure</b>			
<b>TOTAL</b>	<b>13,549,055.54</b>	<b>13,327,783.08</b>	<b>0.00</b>

*30-2-20*  
**CERTIFIED TRUE COPY**



**CROSS RIVER STATE CHART OF ACCOUNT 2020**

**ECONOMIC**

**023400101800 DWO-GEP DIVISIONAL WORKS OFFICE-YAKURR**

Fund	Administrative	Programme	Funcitc	Geo	Economic	Description	Approved Budget 2020	Approved Provision 2019	Actual Rev./Exp. Jan -Aug 2019
<b>PERSONNEL COST</b>							<b>8,090,024.98</b>	<b>8,480,996.55</b>	<b>0.00</b>
<b>21010100 SALARIES AND WAGES</b>							<b>4,526,847.36</b>	<b>4,754,465.95</b>	<b>0.00</b>
02101	023400101800	0000000000000000	00000	50910899	21010101	Salary	4,526,847.36	4,754,465.95	0.00
<b>21020100 ALLOWANCES</b>							<b>3,563,177.62</b>	<b>3,726,530.60</b>	<b>0.00</b>
02101	023400101800	0000000000000000	00000	50910899	21020106	Transport	621,184.08	640,747.58	0.00
02101	023400101800	0000000000000000	00000	50910899	21020107	Utility	84,706.92	87,406.35	0.00
02101	023400101800	0000000000000000	00000	50910899	21020105	Rent	2,263,423.68	2,377,233.42	0.00
02101	023400101800	0000000000000000	00000	50910899	21020103	Leave Grant	452,684.74	475,446.80	0.00
02101	023400101800	0000000000000000	00000	50910899	21020104	Meal Subsidy_21020104	141,178.20	145,696.45	0.00

**SUMMARY**

<b>Recurrent Revenue</b>			0.00
<b>Capital Receipts</b>			0.00
<b>TOTAL</b>			<b>0.00</b>
<b>Personnel Cost</b>	8,090,024.98	8,480,996.55	0.00
<b>Overhead Cost</b>			
<b>Consolidated Revenue Charges</b>			
<b>SUB-TOTAL</b>	8,090,024.98	8,480,996.55	0.00
<b>Capital Expenditure</b>			
<b>TOTAL</b>	<b>8,090,024.98</b>	<b>8,480,996.55</b>	<b>0.00</b>

*30-2-2020*  
**CERTIFIED TRUE COPY**





**CROSS RIVER STATE CHART OF ACCOUNT 2020**

**ECONOMIC**

**023400101900 DWO-CKK DIVISIONAL WORKS OFFICE-YALA**

<u>Fund</u>	<u>Administrative</u>	<u>Programme</u>	<u>Functic</u>	<u>Geo</u>	<u>Economic</u>	<u>Description</u>	<u>Approved Budget 2020</u>	<u>Approved Provision 2019</u>	<u>Actual Rev./Exp. Jan -Aug 2019</u>
<b>PERSONNEL COST</b>							<b>2,247,043.78</b>	<b>4,734,634.80</b>	<b>0.00</b>
<b>21010100 SALARIES AND WAGES</b>							<b>1,241,268.36</b>	<b>2,680,117.78</b>	<b>0.00</b>
02101	023400101900	0000000000000000	00000	50910899	21010101	Salary	1,241,268.36	2,680,117.78	0.00
<b>21020100 ALLOWANCES</b>							<b>1,005,775.42</b>	<b>2,054,517.02</b>	<b>0.00</b>
02101	023400101900	0000000000000000	00000	50910899	21020103	Leave Grant	124,126.84	268,011.92	0.00
02101	023400101900	0000000000000000	00000	50910899	21020107	Utility	26,101.44	47,111.70	0.00
02101	023400101900	0000000000000000	00000	50910899	21020106	Transport	191,410.56	327,368.36	0.00
02101	023400101900	0000000000000000	00000	50910899	21020104	Meal Subsidy_21020104	43,502.40	71,965.90	0.00
02101	023400101900	0000000000000000	00000	50910899	21020105	Rent	620,634.18	1,340,059.14	0.00

**SUMMARY**

<b>Recurrent Revenue</b>			0.00
<b>Capital Receipts</b>			0.00
<b>TOTAL</b>			<b>0.00</b>
<b>Personnel Cost</b>	2,247,043.78	4,734,634.80	0.00
<b>Overhead Cost</b>			
<b>Consolidated Revenue Charges</b>			
<b>SUB-TOTAL</b>	2,247,043.78	4,734,634.80	0.00
<b>Capital Expenditure</b>			
<b>TOTAL</b>	<b>2,247,043.78</b>	<b>4,734,634.80</b>	<b>0.00</b>

30-2-2020



# CROSS RIVER STATE CHART OF ACCOUNT 2020

## ECONOMIC

### 023400400100 CRRMA ROAD MAINTENANCE AGENCY

Fund	Administrative	Programme	Func	Geo	Economic	Description	Approved Budget 2020	Approved Provision 2019	Actual Rev./Exp. Jan -Aug 2019
<b>PERSONNEL COST</b>							<b>12,245,988.54</b>	<b>10,008,871.70</b>	<b>0.00</b>
<b>21010100 SALARIES AND WAGES</b>							<b>6,046,846.04</b>	<b>4,046,846.04</b>	<b>0.00</b>
02101	023400400100	0000000000000000	00000	50910899	21010101	Salary	6,046,846.04	4,046,846.04	0.00
<b>21020100 ALLOWANCES</b>							<b>6,199,142.50</b>	<b>5,962,025.66</b>	<b>0.00</b>
02101	023400400100	0000000000000000	00000	50910899	21020107	Utility	89,114.32	288,089.92	0.00
02101	023400400100	0000000000000000	00000	50910899	21020106	Transport	652,954.10	1,191,589.10	0.00
02101	023400400100	0000000000000000	00000	50910899	21020108	Domestic Servant	1,177,246.28	620,040.20	0.00
02101	023400400100	0000000000000000	00000	50910899	21020109	Entertainment	22,800.00	22,800.00	0.00
02101	023400400100	0000000000000000	00000	50910899	21020105	Rent	3,023,422.58	3,091,423.30	0.00
02101	023400400100	0000000000000000	00000	50910899	21020104	Meal Subsidy_21020104	341,908.26	341,908.26	0.00
02101	023400400100	0000000000000000	00000	50910899	21020103	Leave Grant	891,696.96	406,174.88	0.00
<b>OVERHEAD COST</b>							<b>3,298,800.00</b>	<b>3,298,000.00</b>	<b>0.00</b>
<b>22020100 TRAVEL AND TRANSPORT - GENERAL</b>							<b>2,382,000.00</b>	<b>2,382,000.00</b>	<b>0.00</b>
02101	023400400100	0000000000000000	00000	50910899	22020102	Local Travel and Transport	2,382,000.00	2,382,000.00	0.00
<b>22020300 MATERIALS AND SUPPLIES - GENERAL</b>							<b>702,600.00</b>	<b>701,800.00</b>	<b>0.00</b>
02101	023400400100	0000000000000000	00000	50910899	22020305	Printing Of Non Security Documents	132,000.00	132,000.00	0.00
02101	023400400100	0000000000000000	00000	50910899	22020316	Computer Materials And Supplies_22020316	288,000.00	288,000.00	0.00
02101	023400400100	0000000000000000	00000	50910899	22020315	Office Material And Supplies	282,600.00	281,800.00	0.00
<b>22020900 FINANCIAL CHARGES - GENERAL</b>							<b>214,200.00</b>	<b>214,200.00</b>	<b>0.00</b>
02101	023400400100	0000000000000000	00000	50910899	22020901	Bank Charges (Other Than Interest)	214,200.00	214,200.00	0.00
<b>CAPITAL EXPENDITURE</b>							<b>3,057,891,877.88</b>	<b>4,858,632,294.84</b>	
03101	023400400100	099000000004426	70451	50910899	23030113	MAINTENANCE OF DRAINS Obudu	19,000,000.00	19,000,000.00	
03101	023400400100	099000000002612	70621	50910899	23020118	Provision of Infrastructure for Akpabuyo Estate Phase 11	40,000,000.00	130,000,000.00	
03101	023400400100	099000000002604	70131	50910899	23050103	Monitoring and Evaluation	200,000.00	200,000.00	
03101	023400400100	099000000002603	70132	50910899	23050114	Stake Holders Forum	1,135,700.00	1,135,700.00	
03101	023400400100	099000000002602	70131	50910899	23050105	Consultancy for Policy Formulation	10,000,000.00	10,000,000.00	
03101	023400400100	099000000002601	70621	50910899	23050109	Compensation for Odukpani, Ikom, Ogoja and Obudu Housing Estates	51,502,535.00	51,502,535.00	
03101	023400400100	099000000004437	70451	50910899	32030107	GENERAL ADMINSTRATION Sensitization	2,000,000.00	2,000,000.00	
03101	023400400100	099000000004448	70451	50910899	23030113	MAINTENANCE OF PEDESTRIAN WALKWAY Ikom	3,850,000.00	3,850,000.00	
03101	023400400100	099000000004438	70451	50910899	23030113	GENERAL ADMINSTRATION Maintenance of Database	2,300,000.00	23,000,000.00	
03101	023400400100	099000000004440	70451	50910899	23030113	REHABILITATION AND MAINTENANCE OF URBAN ROADS Ikom	100,000,000.00	201,454,500.00	
03101	023400400100	099000000004441	70451	50910899	23030113	REHABILITATION AND MAINTENANCE OF URBAN ROADS Obudu	250,000,000.00		
03101	023400400100	099000000004446	70451	50910899	23030113	REHABILITATION AND MAINTENANCE OF RURAL ROADS/BRIDGES Road Network in Navy Secondary School Akpabuyo	20,000,000.00	20,000,000.00	
03101	023400400100	099000000004442	70451	50910899	23030113	REHABILITATION AND MAINTENANCE OF URBAN ROADS Ogoja	300,000,000.00	525,566,947.00	

**CERTIFIED TRUE COPY**



# CROSS RIVER STATE CHART OF ACCOUNT 2020

## ECONOMIC

### 023400400100 CRRMA ROAD MAINTENANCE AGENCY

Fund	Administrative	Programme	Func	Geo	Economic	Description	Approved Budget 2020	Approved Provision 2019	Actual Rev./Exp. Jan -Aug 2019
03101	023400400100	099000000004443	70451	50910899	23030113	REHABILITATION AND MAINTENANCE OF URBAN ROADS Ugep	160,000,000.00	260,302,760.00	
03101	023400400100	099000000004444	70451	50910899	23030113	REHABILITATION AND MAINTENANCE OF RURAL ROADS/BRIDGES Ranch Road(Obanliku)	50,000,000.00	50,000,000.00	
03101	023400400100	099000000004445	70451	50910899	23030113	REHABILITATION AND MAINTENANCE OF RURAL ROADS/BRIDGES Lawrence Ene Street(Phase II Federal Housing Estate)	50,000,000.00	100,000,000.00	
03101	023400400100	099000000002611	70133	50910899	23020118	Provision of Infrastructurefor Obudu Estate	50,000,000.00	200,000,000.00	
03101	023400400100	099000000004447	70451	50910899	23030113	MAINTENANCE OF PEDESTRIAN WALKWAY Calabar	300,000,000.00	300,000,000.00	
03101	023400400100	099000000010308	70981	50910899	23050116	Procduction of MDI Course Brochure	1,700,000.00	1,700,000.00	
03101	023400400100	099000000002609	70133	50910899	23020118	Provision of Infrastructure for Odukpani Estate,	50,000,000.00	200,000,000.00	
03101	023400400100	099000000010301	70961	50910899	23050104	Conduct of Graduation	3,000,000.00	3,000,000.00	
03101	023400400100	099000000010302	70131	50910899	23050114	CMD Accreditation Requirement for Institute and Trainers	1,475,000.00	1,475,000.00	
03101	023400400100	099000000010303	70631	50910899	32010214	Repairs of Borehole	500,000.00	500,000.00	
03101	023400400100	099000000010304	70435	50910899	23030102	Repairs of Power Supply	1,000,000.00	1,000,000.00	
03101	023400400100	099000000010305	70150	50910899	32010216	Restructuring and Completion of Abandoned Administrative block	10,000,000.00	10,000,000.00	
03101	023400400100	099000000004449	70451	50910899	23030113	Maintenance - Flower Bed	40,000,000.00	70,000,000.00	
03101	023400400100	099000000010307	70486	50910899	23050102	Establishment of aComputer Based Test(CBT) Centre	4,000,000.00	4,000,000.00	
03101	023400400100	099000000002610	70133	50910899	23020118	Provision of Infrastructure for Ogoja	50,000,000.00	200,000,000.00	
03101	023400400100	099000000010309	70971	50910899	23050101	Examination	1,500,000.00	1,500,000.00	
03101	023400400100	099000000010311	70961	50910899	23050115	Orientation	200,000.00	200,000.00	
03101	023400400100	099000000010313	70611	50910899	23020107	Furnitures For Classrooms	1,500,000.00	1,500,000.00	
03101	023400400100	099000000010314	70611	50910899	23010112	Purchase of office furniture equipment			
03101	023400400100	099000000010315	70611	50910899	23010113	Purchase of computers	1,000,000.00	1,000,000.00	
03101	023400400100	099000000010316	70961	50910899	32010923	Procurement of Teaching Aids, Library books and Materials	1,000,000.00	1,000,000.00	
03101	023400400100	099000000010306	70611	50910899	32020102	Improvement to Buildings	500,000.00	500,000.00	
03101	023400400100	099000000004417	70451	50910899	23030113	MAINTENANCE OF PEDESTRIAN WALKWAY Ugep	1,100,000.00	1,100,000.00	
03101	023400400100	099000000002606	70133	50910899	23010502	Printing and Distribution of 5,000Infomation Brochure on Mortgage Finance & Home Ownership Option	500,000.00	500,000.00	
03101	023400400100	099000000002607	70161	50910899	23050106	Advertisement	200,000.00	200,000.00	
03101	023400400100	099000000002608	70133	50910899	23020118	Provision of Infrastructure for Ikom	50,000,000.00	200,000,000.00	
03101	023400400100	099000000004427	70451	50910899	23030113	MAINTENANCE OF DRAINS Ogoja	200,000,000.00	310,977,858.24	
03101	023400400100	099000000004428	70451	50910899	23030113	MAINTENANCE OF DRAINS Ugep	19,700,000.00	19,700,000.00	
03101	023400400100	099000000004419	70443	50910899	32010209	MAINTENANCE OF DRAINS Calabar	80,000,000.00	129,942,000.00	
03101	023400400100	099000000010312	70971	50910899	23050111	Accreditation	8,371,000.00	8,371,000.00	
03101	023400400100	099000000004416	70451	50910899	23030113	MAINTENANCE OF PEDESTRIAN WALKWAY Ogoja	1,800,000.00	1,800,000.00	
03101	023400400100	099000000002605	70131	50910899	23050115	Recapitalization of CROSPIL	19,501,000.00	19,501,000.00	
03101	023400400100	099000000004418	70443	50910899	32010209	Reconstruction/Desiltation Channel Drain and Major Drains in Calabar Metropolis	12,000,000.00	12,000,000.00	





# CROSS RIVER STATE CHART OF ACCOUNT 2020

## ECONOMIC

### 023400400100 CRRMA ROAD MAINTENANCE AGENCY

Fund	Administrative	Programme	Functic	Geo	Economic	Description	Approved Budget 2020	Approved Provision 2019	Actual Rev./Exp. Jan -Aug 2019
03101	023400400100	099000000004420	70443	50910899	32010209	MAINTENANCE OF DRAINS Ikom	60,000,000.00	98,404,233.00	
03101	023400400100	099000000004422	70443	50910899	32010209	MAINTENANCE OF DRAINS Ogoja	200,000,000.00	464,352,750.00	
03101	023400400100	099000000004423	70443	50910899	32010209	MAINTENANCE OF DRAINS Ugep	19,600,000.00	19,600,000.00	
03101	023400400100	099000000004424	70451	50910899	23030113	MAINTENANCE OF DRAINS Calabar	150,256,642.88	150,256,642.88	
03101	023400400100	099000000004425	70451	50910899	23030113	MAINTENANCE OF DRAINS Ikom	100,000,000.00	276,795,170.00	
03101	023400400100	099000000004451	70451	50910899	23030113	MAINTENANCE OF PEDESTRIAN WALKWAY Obudu	2,000,000.00	2,000,000.00	
03101	023400400100	099000000004450	70451	50910899	23030113	Monitoring and Evaluation of Projects Office 5% of Total Capital Sum	5,000,000.00	5,000,000.00	
03101	023400400100	099000000004436	70451	50910899	23030113	EMERGENCY MAINTENANCE OF FEDERAL ROADS Calabar - Ogoja Highway	40,000,000.00	40,000,000.00	
03101	023400400100	099000000004421	70443	50910899	32010209	MAINTENANCE OF DRAINS Obudu	50,000,000.00	79,947,000.00	
03101	023400400100	099000000004439	70451	50910899	23030113	REHABILITATION AND MAINTENANCE OF URBAN ROADS Calabar	300,000,000.00	562,297,198.72	
03101	023400400100	099000000010310	70961	50910899	23050104	Graduation	500,000.00	500,000.00	
03101	023400400100	099000000004429	70451	50910899	23030113	PATCHING AND MAINTENANCE OF URBAN ROADS Calabar	100,000,000.00		
03101	023400400100	099000000004430	70451	50910899	23030113	PATCHING AND MAINTENANCE OF URBAN ROADS Ikom			
03101	023400400100	099000000004431	70451	50910899	23030113	PATCHING AND MAINTENANCE OF URBAN ROADS Obudu			
03101	023400400100	099000000004432	70451	50910899	23030113	PATCHING AND MAINTENANCE OF URBAN ROADS Ogoja			
03101	023400400100	099000000004433	70451	50910899	23030113	PATCHING AND MAINTENANCE OF URBAN ROADS Ugep			
03101	023400400100	099000000004434	70451	50910899	23030113	EMERGENCY MAINTENANCE OF FEDERAL ROADS Calabar - Ikang Road	20,000,000.00	20,000,000.00	
03101	023400400100	099000000004435	70451	50910899	23030113	EMERGENCY MAINTENANCE OF FEDERAL ROADS Calabar - Itu Road	40,000,000.00	40,000,000.00	

#### SUMMARY

<b>Recurrent Revenue</b>			0.00
<b>Capital Receipts</b>			0.00
<b>TOTAL</b>			<b>0.00</b>
<b>Personnel Cost</b>	12,245,988.54	10,008,871.70	0.00
<b>Overhead Cost</b>	3,298,800.00	3,298,000.00	0.00
<b>Consolidated Revenue Charges</b>			
<b>SUB-TOTAL</b>	15,544,788.54	13,306,871.70	0.00
<b>Capital Expenditure</b>	3,057,891,877.88	4,858,632,294.84	
<b>TOTAL</b>	<b>3,073,436,666.42</b>	<b>4,871,939,166.54</b>	<b>0.00</b>





# CROSS RIVER STATE CHART OF ACCOUNT 2020

## ECONOMIC

### 023405600100 MORT MINISTRY OF RURAL TRANSFORMATION

Fund	Administrative	Programme	Func	Geo	Economic	Description	Approved Budget 2020	Approved Provision 2019	Actual Rev./Exp. Jan -Aug 2019	
						<b>CAPITAL RECEIPTS</b>	<b>5,000,813,996.00</b>	<b>300,150,000.00</b>	<b>0.00</b>	
					<b>13020300</b>	<b>DOMESTIC GRANTS_13020300</b>	<b>813,996.00</b>	<b>150,000.00</b>	<b>0.00</b>	
02101	023405600100	0000000000000000	00000	50910899	13020301	Domestic Grants	813,996.00	150,000.00	0.00	
						<b>14020200</b>	<b>OTHER CAPITAL RECEIPTS_14020200</b>	<b>5,000,000,000.00</b>	<b>300,000,000.00</b>	<b>0.00</b>
02101	023405600100	0000000000000000	00000	50910899	14020206	Local Government Contribution	5,000,000,000.00	300,000,000.00	0.00	
						<b>PERSONNEL COST</b>	<b>28,798,825.62</b>	<b>18,816,295.55</b>	<b>29,940,241.21</b>	
					<b>21010100</b>	<b>SALARIES AND WAGES</b>	<b>16,065,978.99</b>	<b>9,822,292.87</b>	<b>16,116,351.71</b>	
02101	023405600100	0000000000000000	00000	50910899	21010101	Salary	16,065,978.99	9,822,292.87	16,116,351.71	
					<b>21020100</b>	<b>ALLOWANCES</b>	<b>12,732,846.63</b>	<b>8,994,002.68</b>	<b>13,823,889.50</b>	
02101	023405600100	0000000000000000	00000	50910899	21020106	Transport	1,339,935.73	1,335,504.72	2,055,226.80	
02101	023405600100	0000000000000000	00000	50910899	21020107	Utility	261,699.81	182,114.28	280,258.20	
02101	023405600100	0000000000000000	00000	50910899	21020103	Leave Grant	1,341,126.19	980,579.40	1,612,275.50	
02101	023405600100	0000000000000000	00000	50910899	21020109	Entertainment	57,000.00	22,800.00	80,151.72	
02101	023405600100	0000000000000000	00000	50910899	21020104	Meal Subsidy_21020104	436,166.75	324,171.80	424,184.02	
02101	023405600100	0000000000000000	00000	50910899	21020105	Rent	6,942,425.18	5,262,897.84	8,178,126.96	
02101	023405600100	0000000000000000	00000	50910899	21020108	Domestic Servant	2,354,492.97	885,934.64	1,193,666.30	
						<b>OVERHEAD COST</b>	<b>14,953,241.18</b>	<b>9,721,898.05</b>	<b>0.00</b>	
					<b>22020100</b>	<b>TRAVEL AND TRANSPORT - GENERAL</b>	<b>7,912,823.37</b>	<b>3,482,069.80</b>	<b>0.00</b>	
02101	023405600100	0000000000000000	00000	50910899	22020102	Local Travel and Transport	7,912,823.37	3,482,069.80	0.00	
					<b>22020200</b>	<b>UTILITIES - GENERAL</b>	<b>0.00</b>	<b>1,148,785.68</b>	<b>0.00</b>	
02101	023405600100	0000000000000000	00000	50910899	22020212	Mails, Courier, Diplomatic Mail	0.00	283,800.00	0.00	
02101	023405600100	0000000000000000	00000	50910899	22020202	Telephone Charges	0.00	524,985.72	0.00	
02101	023405600100	0000000000000000	00000	50910899	22020211	Other Utility	0.00	120,000.00	0.00	
02101	023405600100	0000000000000000	00000	50910899	22020203	Internet Access Charges	0.00	219,999.96	0.00	
					<b>22020300</b>	<b>MATERIALS AND SUPPLIES - GENERAL</b>	<b>1,193,015.82</b>	<b>753,216.38</b>	<b>0.00</b>	
02101	023405600100	0000000000000000	00000	50910899	22020316	Computer Materials And Supplies_22020316	483,610.60	355,000.00	0.00	
02101	023405600100	0000000000000000	00000	50910899	22020315	Office Material And Supplies	709,405.22	398,216.38	0.00	
					<b>22020400</b>	<b>MAINTENANCE SERVICES - GENERAL</b>	<b>4,237,589.29</b>	<b>2,881,717.37</b>	<b>0.00</b>	
02101	023405600100	0000000000000000	00000	50910899	22020405	Maintenance Of Plants/Generators	1,519,130.00	1,157,130.00	0.00	
02101	023405600100	0000000000000000	00000	50910899	22020402	Maintenance Of Office Furniture	345,290.00	100,000.00	0.00	
02101	023405600100	0000000000000000	00000	50910899	22020401	Maintenance Of Motor Vehicle/Transport Equipment	1,174,869.05	846,103.37	0.00	
02101	023405600100	0000000000000000	00000	50910899	22020415	Maintenance Of Office Equipments	482,248.00	100,000.00	0.00	
02101	023405600100	0000000000000000	00000	50910899	22020414	Maintenance Of Computer And It Equipments	716,052.24	678,484.00	0.00	
					<b>22020700</b>	<b>CONSULTING AND PROFESSIONAL SERVICES - GEN</b>	<b>988,221.00</b>	<b>988,221.00</b>	<b>0.00</b>	
02101	023405600100	0000000000000000	00000	50910899	22020720	Research, Survey and Field Investigation	988,221.00	988,221.00	0.00	
					<b>22020900</b>	<b>FINANCIAL CHARGES - GENERAL</b>	<b>177,203.88</b>	<b>50,000.00</b>	<b>0.00</b>	
02101	023405600100	0000000000000000	00000	50910899	22020901	Bank Charges (Other Than Interest)	177,203.88	50,000.00	0.00	
					<b>22021000</b>	<b>MISCELLANEOUS EXPENSES GENERAL</b>	<b>444,387.82</b>	<b>417,887.82</b>	<b>0.00</b>	
02101	023405600100	0000000000000000	00000	50910899	22021047	Servicom	60,299.82	60,299.82	0.00	

**CERTIFIED TRUE COPY**



# CROSS RIVER STATE CHART OF ACCOUNT 2020

## ECONOMIC

### 023405600100 MORT MINISTRY OF RURAL TRANSFORMATION

Fund	Administrative	Programme	Functic	Geo	Economic	Description	Approved Budget 2020	Approved Provision 2019	Actual Rev./Exp. Jan -Aug 2019
02101	023405600100	0000000000000000	00000	50910899	22021057	Entertainment at Meetings	384,088.00	357,588.00	0.00
<b>CONSOLIDATED REVENUE CHARGES</b>							<b>12,600,000.00</b>	<b>12,600,000.00</b>	<b>11,192,803.68</b>
02101	023405600100	0000000000000000	00000	50910899	21010103	Consolidated Revenue Fund Charge- Salaries	12,600,000.00	12,600,000.00	11,192,803.68
<b>CAPITAL EXPENDITURE</b>							<b>7,498,378,290.61</b>	<b>12,114,223,384.53</b>	
03101	023405600100	099000000004614	70451	50910899	23020114	Betukwel-Ohong-Bedia-Ibung-Okorshie (Obudu)	60,000,000.00	100,000,000.00	
03101	023405600100	099000000004619	70451	50910899	23020114	Ekpri Ikang-Esighi Idua Inwang (Bakassi)	100,000,000.00	150,000,000.00	
03101	023405600100	099000000004653	70451	50910899	23020114	Utuhu-Bishiri South (Obanliku)	40,000,000.00	40,000,000.00	
03101	023405600100	099000000004605	70451	50910899	23020114	Abini-Agwagune (Biase)	100,000,000.00	200,000,000.00	
03101	023405600100	099000000004617	70443	50910899	23020114	Construction of Ugaga Roads(Spur I and II	100,000,000.00	100,000,000.00	
03101	023405600100	099000000004615	70443	50910899	23020114	Completion of Nwup River Bridge along Boje Road	5,000,000.00	200,000,000.00	
03101	023405600100	099000000004664	70451	50910899	23020114	Construction of Ofodua-Assiga Road	20,000,000.00	20,000,000.00	
03101	023405600100	099000000004613	70451	50910899	23020114	Bendeghe Ekiem-Abia-Agbokim Junction (Etung)	240,000,000.00	440,000,000.00	
03101	023405600100	099000000004612	70451	50910899	23020114	Awi-Mbarakom (Akamkpa)	40,000,000.00	40,000,000.00	
03101	023405600100	099000000004611	70451	50910899	23020114	Assiga Old/New Town Ekpeti-Inyima-Ikom Calabar H/w (Yakurr)	65,152,500.00	65,152,500.00	
03101	023405600100	099000000004663	70451	50910899	23020114	Constuction of Npochot-Nkpot	50,000,000.00	50,000,000.00	
03101	023405600100	099000000004609	70451	50910899	23020114	Apiapumitet - Ogurude Road Obubra	200,000,000.00	300,000,000.00	
03101	023405600100	099000000004657	70611	50910899	23020104	Construction of Agiga Layout	10,000,000.00	10,000,000.00	
03101	023405600100	099000000004608	70451	50910899	23020114	Anong-Ediba-Usumutong-Ebom-Igonigoni (Abi)	1,250,000.00	1,250,000.00	
03101	023405600100	099000000004631	70451	50910899	23020114	Itigidi-Adadama, spur to Etigeve-Isong Inyang (Abi)	50,000,000.00	50,000,000.00	
03101	023405600100	099000000004606	70451	50910899	23020114	Agbokim Karaboot-Ekugatai (Etung)	60,222,383.00	90,222,383.61	
03101	023405600100	099000000004610	70451	50910899	23020114	Asphalting of Commercial Agriculture Roads	100,000,000.00	200,000,000.00	
03101	023405600100	099000000004643	70451	50910899	23020114	Okuku-Echumoga-Akreha-Alifokpa (Yala)	200,000,000.00	350,000,000.00	
03101	023405600100	099000000004649	70451	50910899	23020114	Ugboro/Ijibor inland-Imaje Okuku (Bekwarra)	99,290,196.59	99,290,196.59	
03101	023405600100	099000000004648	70451	50910899	23020114	Ububa - Iye - Atiokpo Road 4Km(Bekwarra)	42,000,000.00	42,000,000.00	
03101	023405600100	099000000004647	70451	50910899	23020114	Mini Water Works at Ipong, Obudu	220,000,000.00	420,360,903.60	
03101	023405600100	099000000004646	70451	50910899	23020114	Sankwala-Busi 6(Begore) (Obanliku)	50,000,000.00	50,000,000.00	
03101	023405600100	099000000004645	70451	50910899	23020114	Osopong 1 Rd. (Three Corner to Ebiem) 12km	120,000,000.00	200,000,000.00	
03101	023405600100	099000000004666	70451	50910899	23020114	Construction of Parks & Ugrading of Town Hall/Sport Centre	200,000,000.00	350,000,000.00	
03101	023405600100	099000000004655	70451	50910899	23020114	Wula-Bukalum-Bamba (Boki)	67,000,000.00	127,552,678.31	
03101	023405600100	099000000004659	70161	50910899	23030113	Construction & Provision of Medical Facilities in Ipong	150,000,000.00	300,000,000.00	
03101	023405600100	099000000004652	70451	50910899	23020114	Provision/Equiping of Secondary School in Ipong, Obudu	500,000,000.00	1,269,498,638.38	
03101	023405600100	099000000004662	70451	50910899	23020114	Construction of Ebo-Ipuole Woleche Ebo Road	50,000,000.00	50,000,000.00	
03101	023405600100	099000000004654	70451	50910899	23020114	Uyanga - Ojor - Ifumkpa - Owai - Iko Ekperim - Iko Esai - Ibogo Road 34.632km	21,000,000.00	21,000,000.00	
03101	023405600100	099000000004642	70451	50910899	23020114	Ogoja-Okende-Ibil-Bansara (Ogoja)	250,000,000.00	400,000,000.00	
03101	023405600100	099000000004656	70451	50910899	23020114	Construction of Abo-Ogbagante-Mkpang-Bashu Road	16,000,000.00	16,000,000.00	
03101	023405600100	099000000004616	70443	50910899	23020114	Construction and Asphlting of Katchuan - Kakwagom Irruan - Kakubok Rd 10Km	25,000,000.00	25,000,000.00	








# CROSS RIVER STATE CHART OF ACCOUNT 2020

## ECONOMIC

### 023405600100 MORT MINISTRY OF RURAL TRANSFORMATION

Fund	Administrative	Programme	Functic	Geo	Economic	Description	Approved Budget 2020	Approved Provision 2019	Actual Rev./Exp. Jan -Aug 2019
03101	023405600100	099000000004658	70161	50910899	23020104	Maintenace of Rural Roads	120,000,000.00	200,000,000.00	
03101	023405600100	099000000004621	70451	50910899	23020114	Ifiang Nsung/Ifiang Ayong (Bakassi)	141,645,000.00	141,645,000.00	
03101	023405600100	099000000004660	70451	50910899	23020114	Ibong - Kutia Ukpe Road	120,000,000.00	200,880,685.00	
03101	023405600100	099000000004661	70451	50910899	23020114	Odukpani - Creektown Network of Road	150,000,000.00	300,000,000.00	
03101	023405600100	099000000004651	70451	50910899	23010202	Ugep-Idomi-Adim (Yakurr)	23,386,480.34	23,386,480.34	
03101	023405600100	099000000004641	70451	50910899	23020114	Ofat - Ababene -Oderegha - Ikom Calabar Highway (Obubra)	62,114,230.68	62,114,230.68	
03101	023405600100	099000000004630	70451	50910899	23020114	Ipollo-Ogba-Ijibollo-Apiapumtet (Yala)	50,000,000.00	50,000,000.00	
03101	023405600100	099000000004667	70451	50910899	23020114	Ohong - Bebuabie Road	220,000,000.00	420,360,903.60	
03101	023405600100	099000000004632	70451	50910899	23020114	Iyamoyong - St Brendan Extention 2km	20,000,000.00	20,000,000.00	
03101	023405600100	099000000004650	70451	50910899	23020114	Ugboro-Ukpah-Okpeche Afrike (Bekwarra)	32,000,000.00	32,000,000.00	
03101	023405600100	099000000004633	70451	50910899	23020114	Katchuan - Irruan - Okubuchi - Wula Road (Boki)	21,000,000.00	21,000,000.00	
03101	023405600100	099000000004634	70451	50910899	23020114	Mkpani Circular Rd Phase 1 (Ajare - Aduma Afaben) 5km	21,000,000.00	21,000,000.00	
03101	023405600100	099000000004635	70451	50910899	23020114	Mwang - Aburum - Bede - Okpoma Rd (20km)	21,000,000.00	21,000,000.00	
03101	023405600100	099000000004636	70451	50910899	23020114	Nduk - Itek - Ndok - Igininma - Oku Aro 6.5km	21,000,000.00	21,000,000.00	
03101	023405600100	099000000004637	70451	50910899	23020114	Obubra - Ogada Road	105,000,000.00	105,000,000.00	
03101	023405600100	099000000004638	70451	50910899	23020114	Obubra Junction/Ofombongha /Ofonatam	200,000,000.00	300,000,000.00	
03101	023405600100	099000000004644	70451	50910899	23020114	Okundi-Kakwagom - Oku Arop (Boki)	100,000,000.00	200,000,000.00	
03101	023405600100	099000000004640	70451	50910899	23020114	Ochubi Olachor – Olachor Town- Idagbo-Abachor-Itega Okpoma Ring Road 15Km	21,000,000.00	21,000,000.00	
03101	023405600100	099000000004639	70451	50910899	23020114	Obudu - Bishiri - Benue Road, Obanliku	100,000,000.00	100,000,000.00	
03101	023405600100	099000000004629	70443	50910899	23020114	Internal Roads in Itgidi	250,000,000.00	300,000,000.00	
03101	023405600100	099000000004604	70443	50910899	23020114	Construction of Town Hall (Agiga)	10,000,000.00	10,000,000.00	
03101	023405600100	099000000004668	70451	50910899	23020114	Biase - Abini- Agwagune Ring Road	250,000,000.00	350,000,000.00	
03101	023405600100	099000000004669	70451	50910899	23020114	Internal Roads in Ipong, Obudu	250,000,000.00	400,000,000.00	
03101	023405600100	099000000004670	70451	50910899	23020114	Ngopu - Biweh Road	300,000,000.00	408,310,598.82	
03101	023405600100	099000000004671	70451	50910899	23020114	Ogoja /Ebi Road Project	180,000,000.00	280,000,000.00	
03101	023405600100	099000000004672	70451	50910899	23020114	Okimita - Old Netim Road Project	150,000,000.00	250,000,000.00	
03101	023405600100	099000000004673	70451	50910899	23020114	Okuriseng - Eraru Road	120,000,000.00	200,880,685.60	
03101	023405600100	099000000004620	70443	50910899	23020114	Etung Paramount Ruler Extension Road 2km	20,000,000.00	20,000,000.00	
03101	023405600100	099000000024002	70131	50910899	23010139	Purchase of Digital Camera	180,000.00	180,000.00	
03101	023405600100	099000000024006	70131	50910899	23050101	Needs Assessment of Rural Transformation Goals and Implementation of Projects	30,000,000.00	30,000,000.00	
03101	023405600100	099000000004665	70451	50910899	23020114	Ekor Network of Roads	180,000,000.00	280,000,000.00	
03101	023405600100	099000000004601	70451	50910899	23020114	Esuk Otu Road, Ikot Ansa,Behind NYSC,Cal Mun.	150,000,000.00	250,000,000.00	
03101	023405600100	099000000004603	70451	50910899	23020114	Akin Village/Ayuk Aba Village Road	40,000,000.00	60,000,000.00	
03101	023405600100	099000000004628	70443	50910899	23020114	Internal Roads in Creek Town	1,137,500.00	1,137,500.00	
03101	023405600100	099000000004618	70451	50910899	23020114	Ehom-Ekpiriko (Biase)	20,000,000.00	20,000,000.00	
03101	023405600100	099000000004602	70451	50910899	23020114	Oku Junction - Borum Road	200,000,000.00	350,000,000.00	
03101	023405600100	099000000004622	70451	50910899	23020114	Ikom Calabar Highway Okangha - Mkpani Road 3km	20,000,000.00	20,000,000.00	





## CROSS RIVER STATE CHART OF ACCOUNT 2020

### ECONOMIC

#### 023405600100 MORT MINISTRY OF RURAL TRANSFORMATION

<u>Fund</u>	<u>Administrative</u>	<u>Programme</u>	<u>Functic</u>	<u>Geo</u>	<u>Economic</u>	<u>Description</u>	<u>Approved Budget 2020</u>	<u>Approved Provision 2019</u>	<u>Actual Rev./Exp.</u> <u>Jan -Aug 2019</u>
03101	023405600100	099000000004623	70451	50910899	23020114	Ikrom/Ogoja H/w-Balep-Opu-Bendeghe Afi-Akparabong(Ikom)	120,000,000.00	200,000,000.00	
03101	023405600100	099000000004624	70451	50910899	23020114	Ikrom/Ogoja Highway - Yala Nkum (Ikrom)	120,000,000.00	200,000,000.00	
03101	023405600100	099000000004625	70451	50910899	23020114	Ikot Edem Odo - Ikot Ekiriba - Ikot Effiong Essien - Urua Mba 8km	25,000,000.00	25,000,000.00	
03101	023405600100	099000000004607	70451	50910899	23020114	Alesi Junction Okorsora Village	21,000,000.00	21,000,000.00	
03101	023405600100	099000000004626	70451	50910899	23020114	Ikot Okpora-Ukwa (Odukpani)	120,000,000.00	200,000,000.00	
03101	023405600100	099000000004627	70451	50910899	23020114	Ikot Oyom Market-Esuk Mba (Akpabuyo)	120,000,000.00	200,000,000.00	

#### SUMMARY

<b>Recurrent Revenue</b>			0.00
<b>Capital Receipts</b>	5,000,813,996.00	300,150,000.00	0.00
<b>TOTAL</b>	<b>5,000,813,996.00</b>	<b>300,150,000.00</b>	<b>0.00</b>
<b>Personnel Cost</b>	28,798,825.62	18,816,295.55	29,940,241.21
<b>Overhead Cost</b>	14,953,241.18	9,721,898.05	0.00
<b>Consolidated Revenue Charges</b>	12,600,000.00	12,600,000.00	11,192,803.68
<b>SUB-TOTAL</b>	56,352,066.80	41,138,193.60	41,133,044.89
<b>Capital Expenditure</b>	7,498,378,290.61	12,114,223,384.53	
<b>TOTAL</b>	<b>7,554,730,357.41</b>	<b>12,155,361,578.13</b>	<b>41,133,044.89</b>

30-2-2020





# CROSS RIVER STATE CHART OF ACCOUNT 2020

## ECONOMIC

### 023600200100 CRTDD CRS TOURISM DEVELOPMENT DEPARTMENT

Fund	Administrative	Programme	Functic	Geo	Economic	Description	Approved Budget 2020	Approved Provision 2019	Actual Rev./Exp. Jan -Aug 2019
<b>RECURRENT REVENUE</b>							<b>25,000,000.00</b>	<b>25,000,000.00</b>	<b>0.00</b>
<b>12022000 FEES - GENERAL (CONT.)</b>							<b>14,688,400.00</b>	<b>14,688,400.00</b>	<b>0.00</b>
02101	023600200100	0000000000000000	00000	50910899	12022206	Rentals/Gate takings	14,688,400.00	14,688,400.00	0.00
<b>14070100 EXTRAORDINARY ITEMS_14070100</b>							<b>10,311,600.00</b>	<b>10,311,600.00</b>	<b>0.00</b>
02101	023600200100	0000000000000000	00000	50910899	14070124	Marketing Of Destination - Cr In Diaspora	10,311,600.00	10,311,600.00	0.00
<b>PERSONNEL COST</b>							<b>24,845,046.26</b>	<b>24,845,046.29</b>	<b>0.00</b>
<b>21010100 SALARIES AND WAGES</b>							<b>16,140,529.32</b>	<b>16,140,529.20</b>	<b>0.00</b>
02101	023600200100	0000000000000000	00000	50910899	21010101	Salary	16,140,529.32	16,140,529.20	0.00
<b>21020100 ALLOWANCES</b>							<b>8,704,516.94</b>	<b>8,704,517.09</b>	<b>0.00</b>
02101	023600200100	0000000000000000	00000	50910899	21020104	Meal Subsidy_21020104	302,518.31	302,518.46	0.00
02101	023600200100	0000000000000000	00000	50910899	21020109	Entertainment	34,200.00	34,200.00	0.00
02101	023600200100	0000000000000000	00000	50910899	21020108	Domestic Servant	1,177,246.56	1,177,246.56	0.00
02101	023600200100	0000000000000000	00000	50910899	21020105	Rent	4,022,444.81	4,022,444.81	0.00
02101	023600200100	0000000000000000	00000	50910899	21020103	Leave Grant	1,614,052.40	1,614,052.40	0.00
02101	023600200100	0000000000000000	00000	50910899	21020107	Utility	218,282.70	218,282.70	0.00
02101	023600200100	0000000000000000	00000	50910899	21020106	Transport	1,335,772.16	1,335,772.16	0.00
<b>OVERHEAD COST</b>							<b>2,000,000.00</b>	<b>2,000,000.00</b>	<b>0.00</b>
<b>22020100 TRAVEL AND TRANSPORT - GENERAL</b>							<b>1,800,000.00</b>	<b>1,800,000.00</b>	<b>0.00</b>
02101	023600200100	0000000000000000	00000	50910899	22020101	Local Travel and Transport	1,800,000.00	1,800,000.00	0.00
<b>22020900 FINANCIAL CHARGES - GENERAL</b>							<b>200,000.00</b>	<b>200,000.00</b>	<b>0.00</b>
02101	023600200100	0000000000000000	00000	50910899	22020901	Bank Charges (Other Than Interest)	200,000.00	200,000.00	0.00
<b>CONSOLIDATED REVENUE CHARGES</b>							<b>3,600,000.00</b>	<b>3,600,000.00</b>	<b>0.00</b>
02101	023600200100	0000000000000000	00000	50910899	21010103	Consolidated Revenue Fund Charge- Salaries	3,600,000.00	3,600,000.00	0.00

#### SUMMARY

<b>Recurrent Revenue</b>	25,000,000.00	25,000,000.00	0.00
<b>Capital Receipts</b>			0.00
<b>TOTAL</b>	<b>25,000,000.00</b>	<b>25,000,000.00</b>	<b>0.00</b>
<b>Personnel Cost</b>	24,845,046.26	24,845,046.29	0.00
<b>Overhead Cost</b>	2,000,000.00	2,000,000.00	0.00
<b>Consolidated Revenue Charges</b>	3,600,000.00	3,600,000.00	0.00
<b>SUB-TOTAL</b>	<b>30,445,046.26</b>	<b>30,445,046.29</b>	<b>0.00</b>
<b>Capital Expenditure</b>			
<b>TOTAL</b>	<b>30,445,046.26</b>	<b>30,445,046.29</b>	<b>0.00</b>






# CROSS RIVER STATE CHART OF ACCOUNT 2020

## ECONOMIC

### 023600200200 CRSTB CRS TOURISM BUREAU

Fund	Administrative	Programme	Func	Geo	Economic	Description	Approved Budget 2020	Approved Provision 2019	Actual Rev./Exp. Jan -Aug 2019
<b>RECURRENT REVENUE</b>							<b>9,270,244.80</b>	<b>9,270,244.80</b>	<b>0.00</b>
<b>14070100 EXTRAORDINARY ITEMS_14070100</b>							<b>9,270,244.80</b>	<b>9,270,244.80</b>	<b>0.00</b>
02101	023600200200	0000000000000000	00000	50910899	14070105	Miscellaneous Revenue	9,270,244.80	9,270,244.80	0.00
<b>PERSONNEL COST</b>							<b>120,499,439.35</b>	<b>72,234,302.27</b>	<b>55,464,703.64</b>
<b>21010100 SALARIES AND WAGES</b>							<b>45,263,307.24</b>	<b>29,570,381.80</b>	<b>30,893,678.20</b>
02101	023600200200	0000000000000000	00000	50910899	21010101	Salary	45,263,307.24	29,570,381.80	30,893,678.20
<b>21020100 ALLOWANCES</b>							<b>75,236,132.11</b>	<b>42,663,920.47</b>	<b>24,571,025.44</b>
02101	023600200200	0000000000000000	00000	50910899	21020107	Utility	3,783,237.88	5,386,018.10	2,159,456.16
02101	023600200200	0000000000000000	00000	50910899	21020136	Non Pay Roll Allowance	23,341,190.63	1,500,000.00	0.00
02101	023600200200	0000000000000000	00000	50910899	21020105	Rent	8,636,513.96	10,894,346.10	4,746,638.88
02101	023600200200	0000000000000000	00000	50910899	21020108	Domestic Servant	3,093,120.00	4,200,472.25	1,298,640.00
02101	023600200200	0000000000000000	00000	50910899	21020176	Furniture	11,055,000.00	2,106,598.00	4,155,000.00
02101	023600200200	0000000000000000	00000	50910899	21020106	Transport	2,954,642.08	2,970,333.70	2,030,090.96
02101	023600200200	0000000000000000	00000	50910899	21020115	Hazard Allowance	96,000.00	0.00	0.00
02101	023600200200	0000000000000000	00000	50910899	21020127	Furniture Allowance	1,839,000.00	1,364,601.00	1,020,000.00
02101	023600200200	0000000000000000	00000	50910899	21020135	Medical Allowance	2,872,469.40	2,339,447.00	1,945,724.40
02101	023600200200	0000000000000000	00000	50910899	21020146	Medical And Security	144,000.00	515,819.00	18,027.40
02101	023600200200	0000000000000000	00000	50910899	21020104	Meal Subsidy_21020104	124,196.88	2,752,295.20	299,645.88
02101	023600200200	0000000000000000	00000	50910899	21020172	Driver'S Allowance	2,500,000.00	500,000.00	1,000,000.00
02101	023600200200	0000000000000000	00000	50910899	21020109	Entertainment	5,628,434.04	4,745,352.90	2,930,400.00
02101	023600200200	0000000000000000	00000	50910899	21020162	Sitting Allowance	240,000.00	0.00	0.00
02101	023600200200	0000000000000000	00000	50910899	21020103	Leave Grant	8,928,327.24	3,388,637.22	2,967,401.76
<b>OVERHEAD COST</b>							<b>12,000,000.00</b>	<b>38,236,875.00</b>	<b>0.00</b>
<b>22020100 TRAVEL AND TRANSPORT - GENERAL</b>							<b>675,400.00</b>	<b>1,460,000.00</b>	<b>0.00</b>
02101	023600200200	0000000000000000	00000	50910899	22020101	Local Travel and Transport	675,400.00	1,460,000.00	0.00
<b>22020200 UTILITIES - GENERAL</b>							<b>1,538,000.00</b>	<b>10,272,000.00</b>	<b>0.00</b>
02101	023600200200	0000000000000000	00000	50910899	22020202	Telephone Charges	0.00	512,000.00	0.00
02101	023600200200	0000000000000000	00000	50910899	22020212	Mails, Courier, Diplomatic Mail	588,000.00	560,000.00	0.00
02101	023600200200	0000000000000000	00000	50910899	22020203	Internet Access Charges	250,000.00	5,000,000.00	0.00
02101	023600200200	0000000000000000	00000	50910899	22020201	Electricity Charges	500,000.00	2,400,000.00	0.00
02101	023600200200	0000000000000000	00000	50910899	22020204	Satellite Broadcasting Access Charges	200,000.00	1,800,000.00	0.00
<b>22020300 MATERIALS AND SUPPLIES - GENERAL</b>							<b>511,600.00</b>	<b>2,185,575.00</b>	<b>0.00</b>
02101	023600200200	0000000000000000	00000	50910899	22020316	Computer Materials And Supplies_22020316	11,600.00	640,000.00	0.00
02101	023600200200	0000000000000000	00000	50910899	22020315	Office Material And Supplies	500,000.00	1,545,575.00	0.00
<b>22020400 MAINTENANCE SERVICES - GENERAL</b>							<b>2,535,000.00</b>	<b>17,000,000.00</b>	<b>0.00</b>
02101	023600200200	0000000000000000	00000	50910899	22020401	Maintenance Of Motor Vehicle/Transport Equipment	735,000.00	7,000,000.00	0.00
02101	023600200200	0000000000000000	00000	50910899	22020406	Other Maintenance Services	300,000.00	2,500,000.00	0.00
02101	023600200200	0000000000000000	00000	50910899	22020405	Maintenance Of Plants/Generators	500,000.00	5,000,000.00	0.00
02101	023600200200	0000000000000000	00000	50910899	22020403	Maintenance Of Office Building / Residential Qtrs	500,000.00	1,500,000.00	0.00





# CROSS RIVER STATE CHART OF ACCOUNT 2020

## ECONOMIC

### 023600200200 CRSTB CRS TOURISM BUREAU

Fund	Administrative	Programme	Functic	Geo	Economic	Description	Approved Budget 2020	Approved Provision 2019	Actual Rev./Exp. Jan -Aug 2019
02101	023600200200	0000000000000000	00000	50910899	22020402	Maintenance Of Office Furniture	500,000.00	1,000,000.00	0.00
<b>22020500 TRAINING - GENERAL</b>							<b>0.00</b>	<b>0.00</b>	<b>0.00</b>
02101	023600200200	0000000000000000	00000	50910899	22020502	International Training	0.00	0.00	0.00
02101	023600200200	0000000000000000	00000	50910899	22020505	Workshops, Conference And Seminar	0.00	0.00	0.00
<b>22020600 OTHER SERVICES - GENERAL</b>							<b>6,040,000.00</b>	<b>4,300,000.00</b>	<b>0.00</b>
02101	023600200200	0000000000000000	00000	50910899	22020629	Hiv/Aids Activities	1,150,000.00	1,000,000.00	0.00
02101	023600200200	0000000000000000	00000	50910899	22020601	Security Services	3,890,000.00	1,800,000.00	0.00
02101	023600200200	0000000000000000	00000	50910899	22020605	Cleaning and Fumigation Services	1,000,000.00	1,500,000.00	0.00
<b>22020700 CONSULTING AND PROFESSIONAL SERVICES - GEN</b>							<b>0.00</b>	<b>0.00</b>	<b>0.00</b>
02101	023600200200	0000000000000000	00000	50910899	22020724	Consultancy for Marketing Strategy	0.00	0.00	0.00
02101	023600200200	0000000000000000	00000	50910899	22020703	Legal Services	0.00	0.00	0.00
02101	023600200200	0000000000000000	00000	50910899	22020705	Architectural Services	0.00	0.00	0.00
02101	023600200200	0000000000000000	00000	50910899	22020701	Financial Consulting	0.00	0.00	0.00
02101	023600200200	0000000000000000	00000	50910899	22020715	Other Professional Services	0.00	0.00	0.00
02101	023600200200	0000000000000000	00000	50910899	22020704	Engineering Services	0.00	0.00	0.00
<b>22021000 MISCELLANEOUS EXPENSES GENERAL</b>							<b>200,000.00</b>	<b>1,819,300.00</b>	<b>0.00</b>
02101	023600200200	0000000000000000	00000	50910899	22021047	Servicom	0.00	80,000.00	0.00
02101	023600200200	0000000000000000	00000	50910899	22021057	Entertainment at Meetings	200,000.00	1,739,300.00	0.00
<b>22030100 OTHER SERVICES - GENERAL (CONT.)</b>							<b>500,000.00</b>	<b>1,200,000.00</b>	<b>0.00</b>
02101	023600200200	0000000000000000	00000	50910899	22030101	Other Tourism Services	500,000.00	1,200,000.00	0.00
<b>CONSOLIDATED REVENUE CHARGES</b>							<b>5,024,702.55</b>	<b>0.00</b>	<b>0.00</b>
02101	023600200200	0000000000000000	00000	50910899	21010103	Consolidated Revenue Fund Charge- Salaries	5,024,702.55	0.00	0.00

#### SUMMARY

<b>Recurrent Revenue</b>	9,270,244.80	9,270,244.80	0.00
<b>Capital Receipts</b>			0.00
<b>TOTAL</b>	<b>9,270,244.80</b>	<b>9,270,244.80</b>	<b>0.00</b>
<b>Personnel Cost</b>	120,499,439.35	72,234,302.27	55,464,703.64
<b>Overhead Cost</b>	12,000,000.00	38,236,875.00	0.00
<b>Consolidated Revenue Charges</b>	5,024,702.55	0.00	0.00
<b>SUB-TOTAL</b>	<b>137,524,141.90</b>	<b>110,471,177.27</b>	<b>55,464,703.64</b>
<b>Capital Expenditure</b>			
<b>TOTAL</b>	<b>137,524,141.90</b>	<b>110,471,177.27</b>	<b>55,464,703.64</b>






# CROSS RIVER STATE CHART OF ACCOUNT 2020

## ECONOMIC

### 023800100100 EA/SPC ECONOMIC ADVISER/STATE PLANNING COMMISSION

Fund	Administrative	Programme	Functic	Geo	Economic	Description	Approved Budget 2020	Approved Provision 2019	Actual Rev./Exp. Jan -Aug 2019
<b>RECURRENT REVENUE</b>							<b>0.00</b>	<b>1,753,343.00</b>	<b>0.00</b>
<b>12023000 SALES GENERAL (CONT.)</b>							<b>0.00</b>	<b>1,753,343.00</b>	<b>0.00</b>
02101	023800100100	0000000000000000	00000	50910899	12023126	Auctioning of Interdicted Motorbikes	0.00	1,753,343.00	0.00
<b>PERSONNEL COST</b>							<b>57,896,259.57</b>	<b>2,112,929,063.64</b>	<b>15,978,156.18</b>
<b>21010100 SALARIES AND WAGES</b>							<b>30,624,092.40</b>	<b>14,253,840.73</b>	<b>8,455,416.77</b>
02101	023800100100	0000000000000000	00000	50910899	21010101	Salary	30,624,092.40	14,253,840.73	8,455,416.77
<b>21020100 ALLOWANCES</b>							<b>27,272,167.17</b>	<b>2,098,675,222.91</b>	<b>7,522,739.41</b>
02101	023800100100	0000000000000000	00000	50910899	21020107	Utility	573,159.60	474,816.22	285,973.10
02101	023800100100	0000000000000000	00000	50910899	21020103	Leave Grant	3,064,708.08	1,455,043.35	847,541.63
02101	023800100100	0000000000000000	00000	50910899	21020104	Meal Subsidy_21020104	955,179.00	807,536.62	543,287.80
02101	023800100100	0000000000000000	00000	50910899	21020106	Transport	4,944,910.32	2,565,351.05	1,610,468.52
02101	023800100100	0000000000000000	00000	50910899	21020108	Domestic Servant	2,354,492.54	2,071,739.65	845,869.74
02101	023800100100	0000000000000000	00000	50910899	21020109	Entertainment	68,400.20	68,400.02	34,200.20
02101	023800100100	0000000000000000	00000	50910899	21020105	Rent	15,311,317.43	2,091,232,336.00	3,355,398.42
<b>OVERHEAD COST</b>							<b>10,025,788.14</b>	<b>4,341,073.28</b>	<b>600,000.00</b>
<b>22020100 TRAVEL AND TRANSPORT - GENERAL</b>							<b>2,126,000.00</b>	<b>1,301,000.00</b>	<b>500,000.00</b>
02101	023800100100	0000000000000000	00000	50910899	22020101	Local Travel and Transport	925,000.00	100,000.00	0.00
02101	023800100100	0000000000000000	00000	50910899	22020102	Local Travel and Transport	1,201,000.00	1,201,000.00	500,000.00
<b>22020200 UTILITIES - GENERAL</b>							<b>204,840.00</b>	<b>7,000.00</b>	<b>0.00</b>
02101	023800100100	0000000000000000	00000	50910899	22020202	Telephone Charges	138,840.00	2,000.00	0.00
02101	023800100100	0000000000000000	00000	50910899	22020212	Mails, Courier, Diplomatic Mail	66,000.00	5,000.00	0.00
<b>22020300 MATERIALS AND SUPPLIES - GENERAL</b>							<b>2,458,591.00</b>	<b>1,007,348.00</b>	<b>0.00</b>
02101	023800100100	0000000000000000	00000	50910899	22020315	Office Material And Supplies	1,959,000.00	664,857.00	0.00
02101	023800100100	0000000000000000	00000	50910899	22020316	Computer Materials And Supplies_22020316	342,491.00	342,491.00	0.00
02101	023800100100	0000000000000000	00000	50910899	22020314	Other Material and Supplies	157,100.00	0.00	0.00
<b>22020400 MAINTENANCE SERVICES - GENERAL</b>							<b>4,134,757.14</b>	<b>1,959,325.28</b>	<b>100,000.00</b>
02101	023800100100	0000000000000000	00000	50910899	22020403	Maintenance Of Office Building / Residential Qtrs	232,500.00	220,857.14	0.00
02101	023800100100	0000000000000000	00000	50910899	22020417	Maintenance Of Office Building	371,857.14	371,857.14	50,000.00
02101	023800100100	0000000000000000	00000	50910899	22020401	Maintenance Of Motor Vehicle/Transport Equipment	597,400.00	597,400.00	0.00
02101	023800100100	0000000000000000	00000	50910899	22020405	Maintenance Of Plants/Generators	1,502,200.00	476,810.00	50,000.00
02101	023800100100	0000000000000000	00000	50910899	22020414	Maintenance Of Computer And It Equipments	680,800.00	192,401.00	0.00
02101	023800100100	0000000000000000	00000	50910899	22020415	Maintenance Of Office Equipments	750,000.00	100,000.00	0.00
<b>22020600 OTHER SERVICES - GENERAL</b>							<b>633,600.00</b>	<b>66,400.00</b>	<b>0.00</b>
02101	023800100100	0000000000000000	00000	50910899	22020608	Joint State Public Service Negotiation Council	100,000.00	66,400.00	0.00
02101	023800100100	0000000000000000	00000	50910899	22020635	Other Service	33,600.00	0.00	0.00
02101	023800100100	0000000000000000	00000	50910899	22020639	Press And Public Relation/ Advertisement	500,000.00	0.00	0.00
<b>22021000 MISCELLANEOUS EXPENSES GENERAL</b>							<b>468,000.00</b>	<b>0.00</b>	<b>0.00</b>
02101	023800100100	0000000000000000	00000	50910899	22021057	Entertainment at Meetings	468,000.00	0.00	0.00
<b>CONSOLIDATED REVENUE CHARGES</b>							<b>25,967,699.68</b>	<b>5,318,013,384.00</b>	<b>12,983,849.84</b>






# CROSS RIVER STATE CHART OF ACCOUNT 2020

## ECONOMIC

### 023800100100 EA/SPC ECONOMIC ADVISER/STATE PLANNING COMMISSION

Fund	Administrative	Programme	Functic	Geo	Economic	Description	Approved Budget 2020	Approved Provision 2019	Actual Rev./Exp. Jan -Aug 2019
02101	023800100100	0000000000000000	00000	50910899	21010103	Consolidated Revenue Fund Charge- Salaries	25,967,699.68	5,318,013,384.00	12,983,849.84
<b>CAPITAL EXPENDITURE</b>							<b>529,500,000.00</b>	<b>529,500,000.00</b>	
03101	023800100100	0990000000001915	70131	50910899	23050109	Support to M & E Secretariat.	400,000.00	400,000.00	
03101	023800100100	0990000000001926	70122	50910899	23050115	Review of socio-economic impact of Development Assistance to the State	1,000,000.00	1,000,000.00	
03101	023800100100	0990000000001927	70122	50910899	23050115	Review and Mainstreaming of knowledge, Attitude and Best -Practices by Development Partners into the State Plan	200,000.00	200,000.00	
03101	023800100100	0990000000001928	70131	50910899	23050115	Development of CRS Green Economy/Green Jobs Framework	2,000,000.00	2,000,000.00	
03101	023800100100	0990000000001919	70461	50910899	23050106	Sensitization of MDAs and LGAs on the new M & E System	300,000.00	300,000.00	
03101	023800100100	0990000000001929	70131	50910899	23050109	Support to commission MSU	600,000.00	600,000.00	
03101	023800100100	0990000000001910	70133	50910899	23050101	Research & Production of Investment Teasers	300,000.00	300,000.00	
03101	023800100100	0990000000001921	70133	50910899	23050105	Baseline study/sensitization on community economic empowerment strategy(CEEDS)	300,000.00	300,000.00	
03101	023800100100	0990000000001911	70112	50910899	23050444	Coordination and Capacity Building of PRS Officers.	1,500,000.00	1,500,000.00	
03101	023800100100	0990000000001912	70132	50910899	23050101	Research and Survey of State Development Status	1,000,000.00	1,000,000.00	
03101	023800100100	0990000000001914	70133	50910899	23050103	Monitoring and Evaluation	500,000.00	500,000.00	
03101	023800100100	0990000000001924	70132	50910899	23050115	Attendance of joint planning board/national council on dev. planning quaterly meetings	500,000.00	500,000.00	
03101	023800100100	0990000000001916	70161	50910899	23050103	Hosting of CRS joint quarterly Monitoring and Evaluation Meeting	1,500,000.00	1,500,000.00	
03101	023800100100	0990000000001917	70491	50910899	23050110	Evaluation of Socio - Economic Impact of Projects Across the State	2,000,000.00	2,000,000.00	
03101	023800100100	0990000000001913	70150	50910899	23050115	Cross River Sector Wide Social Audit Programme (CR-SWSAP)	2,000,000.00	2,000,000.00	
03101	023800100100	0990000000001906	70132	50910899	23050111	Preparation of medium term plan	2,000,000.00	2,000,000.00	
03101	023800100100	0990000000001905	70411	50910899	23050109	Support to South - South Economic summit	4,000,000.00	4,000,000.00	
03101	023800100100	0990000000001922	70411	50910899	23030108	Economic needs Assesment	1,200,000.00	1,200,000.00	
03101	023800100100	0990000000001918	70132	50910899	23050110	Joint Physical Inspection of Programme /Project / Activities Site across the State for Impact Assessment	300,000.00	300,000.00	
03101	023800100100	0990000000001908	70161	50910899	23050115	Production of Growth & Development Plan (30years)	500,000.00	500,000.00	
03101	023800100100	0990000000001925	70135	50910899	23050114	Coordination of local and foreign development support to the State planning commission	700,000.00	700,000.00	
03101	023800100100	0990000000001923	70132	50910899	32030108	Hosting of CRS joint planning board quarterly	700,000.00	700,000.00	
03101	023800100100	0990000000001902	70132	50910899	23050109	Bi-annual Economic Performance Review	3,000,000.00	3,000,000.00	
03101	023800100100	0990000000001907	70135	50910899	23050101	Administration of Performance Core Card	200,000,000.00	200,000,000.00	
03101	023800100100	0990000000001920	70491	50910899	23050109	State annual Economic summit	300,000,000.00	300,000,000.00	
03101	023800100100	0990000000001909	70132	50910899	23050115	Production of MDA Operations Master Plan (500copies)	500,000.00	500,000.00	
03101	023800100100	0990000000001903	70122	50910899	23050111	Bi-Annual Fiscal Strategy Review	1,500,000.00	1,500,000.00	
03101	023800100100	0990000000001904	70150	50910899	23050111	Coordination of Policy formulation and Policy Reviews	500,000.00	500,000.00	
03101	023800100100	0990000000001901	70135	50910899	23050111	Review of Annual Action Plan	500,000.00	500,000.00	





# CROSS RIVER STATE CHART OF ACCOUNT 2020

## ECONOMIC

### 023800100100 EA/SPC ECONOMIC ADVISER/STATE PLANNING COMMISSION

<u>Fund</u>	<u>Administrative</u>	<u>Programme</u>	<u>Func</u>	<u>Geo</u>	<u>Economic</u>	<u>Description</u>	<u>Approved Budget 2020</u>	<u>Approved Provision 2019</u>	<u>Actual Rev./Exp.</u> <u>Jan -Aug 2019</u>
<b>SUMMARY</b>									
						<b>Recurrent Revenue</b>	0	1,753,343.00	0.00
						<b>Capital Receipts</b>			0.00
						<b>TOTAL</b>	<b>0.00</b>	<b>1,753,343.00</b>	<b>0.00</b>
						<b>Personnel Cost</b>	57,896,259.57	2,112,929,063.64	15,978,156.18
						<b>Overhead Cost</b>	10,025,788.14	4,341,073.28	600,000.00
						<b>Consolidated Revenue Charges</b>	25,967,699.68	5,318,013,384.00	12,983,849.84
						SUB-TOTAL	93,889,747.39	7,435,283,520.92	29,562,006.02
						<b>Capital Expenditure</b>	529,500,000.00	529,500,000.00	
						<b>TOTAL</b>	<b>623,389,747.39</b>	<b>7,964,783,520.92</b>	<b>29,562,006.02</b>

30-2-2020



# CROSS RIVER STATE CHART OF ACCOUNT 2020

## ECONOMIC

### 023800400100 CRSBOS CRS BUREAU OF STATISTICS

Fund	Administrative	Programme	Func	Geo	Economic	Description	Approved Budget 2020	Approved Provision 2019	Actual Rev./Exp. Jan -Aug 2019
<b>PERSONNEL COST</b>							<b>19,755,577.31</b>	<b>19,755,577.31</b>	<b>8,289,567.82</b>
<b>21010100 SALARIES AND WAGES</b>							<b>10,762,547.88</b>	<b>10,762,547.88</b>	<b>4,515,889.68</b>
02101	023800400100	0000000000000000	00000	50910899	21010101	Salary	10,762,547.88	10,762,547.88	4,515,889.68
<b>21020100 ALLOWANCES</b>							<b>8,993,029.43</b>	<b>8,993,029.43</b>	<b>3,773,678.14</b>
02101	023800400100	0000000000000000	00000	50910899	21020105	Rent	5,381,273.94	5,381,273.94	2,257,945.02
02101	023800400100	0000000000000000	00000	50910899	21020106	Transport	1,479,194.48	1,479,194.48	560,300.40
02101	023800400100	0000000000000000	00000	50910899	21020107	Utility	201,761.16	201,761.16	76,431.04
02101	023800400100	0000000000000000	00000	50910899	21020108	Domestic Servant	588,623.28	588,623.28	294,311.64
02101	023800400100	0000000000000000	00000	50910899	21020104	Meal Subsidy_21020104	336,396.60	336,396.60	127,401.00
02101	023800400100	0000000000000000	00000	50910899	21020109	Entertainment	22,800.00	22,800.00	5,700.00
02101	023800400100	0000000000000000	00000	50910899	21020103	Leave Grant	982,979.97	982,979.97	451,589.04
<b>OVERHEAD COST</b>							<b>7,000,000.00</b>	<b>7,229,835.00</b>	<b>600,000.00</b>
<b>22020100 TRAVEL AND TRANSPORT - GENERAL</b>							<b>950,000.00</b>	<b>950,000.00</b>	<b>0.00</b>
02101	023800400100	0000000000000000	00000	50910899	22020102	Local Travel and Transport	950,000.00	950,000.00	0.00
<b>22020200 UTILITIES - GENERAL</b>							<b>566,000.00</b>	<b>566,000.00</b>	<b>0.00</b>
02101	023800400100	0000000000000000	00000	50910899	22020212	Mails, Courier, Diplomatic Mail	100,000.00	100,000.00	0.00
02101	023800400100	0000000000000000	00000	50910899	22020202	Telephone Charges	466,000.00	466,000.00	0.00
<b>22020300 MATERIALS AND SUPPLIES - GENERAL</b>							<b>1,590,340.00</b>	<b>1,590,340.00</b>	<b>0.00</b>
02101	023800400100	0000000000000000	00000	50910899	22020316	Computer Materials And Supplies_22020316	100,000.00	100,000.00	0.00
02101	023800400100	0000000000000000	00000	50910899	22020314	Other Material and Supplies	549,000.00	549,000.00	0.00
02101	023800400100	0000000000000000	00000	50910899	22020315	Office Material And Supplies	941,340.00	941,340.00	0.00
<b>22020400 MAINTENANCE SERVICES - GENERAL</b>							<b>2,143,825.00</b>	<b>2,373,660.00</b>	<b>600,000.00</b>
02101	023800400100	0000000000000000	00000	50910899	22020405	Maintenance Of Plants/Generators	550,000.00	550,000.00	0.00
02101	023800400100	0000000000000000	00000	50910899	22020417	Maintenance Of Office Building	271,965.00	521,800.00	0.00
02101	023800400100	0000000000000000	00000	50910899	22020414	Maintenance Of Computer And It Equipments	540,800.00	540,800.00	0.00
02101	023800400100	0000000000000000	00000	50910899	22020401	Maintenance Of Motor Vehicle/Transport Equipment	781,060.00	761,060.00	600,000.00
<b>22020600 OTHER SERVICES - GENERAL</b>							<b>1,349,835.00</b>	<b>1,349,835.00</b>	<b>0.00</b>
02101	023800400100	0000000000000000	00000	50910899	22020611	Board Meeting	200,000.00	200,000.00	0.00
02101	023800400100	0000000000000000	00000	50910899	22020639	Press And Public Relation/ Advertisement	750,000.00	750,000.00	0.00
02101	023800400100	0000000000000000	00000	50910899	22020608	Joint State Public Service Negotiation Council	399,835.00	399,835.00	0.00
<b>22021000 MISCELLANEOUS EXPENSES GENERAL</b>							<b>400,000.00</b>	<b>400,000.00</b>	<b>0.00</b>
02101	023800400100	0000000000000000	00000	50910899	22021057	Entertainment at Meetings	400,000.00	400,000.00	0.00
<b>CONSOLIDATED REVENUE CHARGES</b>							<b>5,651,928.16</b>	<b>5,651,928.16</b>	<b>0.00</b>
02101	023800400100	0000000000000000	00000	50910899	21010103	Consolidated Revenue Fund Charge- Salaries	5,651,928.16	5,651,928.16	0.00
<b>CAPITAL EXPENDITURE</b>							<b>50,525,000.00</b>	<b>50,525,000.00</b>	
03101	023800400100	099000000002102	70131	50910899	32030110	Data Producers and Users Forum on a Quarterly Basis	1,800,000.00	1,800,000.00	
03101	023800400100	099000000002119	70432	50910899	32030108	Downloading and Customization of National Database	3,000,000.00	3,000,000.00	
03101	023800400100	099000000002107	70100	50910899	23050101	Survey of Establishments an Industries in Cross River State	3,000,000.00	3,000,000.00	







# CROSS RIVER STATE CHART OF ACCOUNT 2020

## ECONOMIC

### 023800400100 CRSBOS CRS BUREAU OF STATISTICS

Fund	Administrative	Programme	Functic	Geo	Economic	Description	Approved Budget 2020	Approved Provision 2019	Actual Rev./Exp. Jan -Aug 2019
03101	023800400100	099000000002104	70481	50910899	23050105	Production of Statistical Year Book	3,000,000.00	3,000,000.00	
03101	023800400100	099000000002101	70131	50910899	32030110	Implemntation of statistical master plan			
03101	023800400100	099000000002103	70131	50910899	23050101	Training on Survey Management	4,275,000.00	4,275,000.00	
03101	023800400100	099000000002106	70484	50910899	32030101	Data Collection / Publication of Cross River State Price Watch	1,000,000.00	1,000,000.00	
03101	023800400100	099000000002105	70482	50910899	23050106	Conduct of Socio-Economic survey	3,000,000.00	3,000,000.00	
03101	023800400100	099000000002110	70110	50910899	32030109	Collation of Administrative Data from MDAs	2,500,000.00	2,500,000.00	
03101	023800400100	099000000002118	70421	50910899	32030109	Production of Facts and Figure about CRS	3,000,000.00	3,000,000.00	
03101	023800400100	099000000002111	70111	50910899	23050107	Production of CRS Statistical Digest	3,000,000.00	3,000,000.00	
03101	023800400100	099000000002113	70113	50910899	32030108	Survey of Vulnerable Persons in CRS	3,000,000.00	3,000,000.00	
03101	023800400100	099000000002114	70131	50910899	32030109	Survey of Household Living Condition	3,000,000.00	3,000,000.00	
03101	023800400100	099000000002115	70132	50910899	32030109	SERVICOM (Service Delivery Improvement Activities)	1,450,000.00	1,450,000.00	
03101	023800400100	099000000002112	70112	50910899	32030107	Development of Cross River State Databank	3,000,000.00	3,000,000.00	
03101	023800400100	099000000002117	70140	50910899	32030109	Implemntation of statistical master plan	3,500,000.00	3,500,000.00	
03101	023800400100	099000000002109	70100	50910899	23050112	Compilation of State Level GDP and Capacity Building	3,000,000.00	3,000,000.00	
03101	023800400100	099000000002120	70422	50910899	32030106	Statistical Advocacy to all Federal and State Establishments and Development Patners Operationg in the State	2,000,000.00	2,000,000.00	
03101	023800400100	099000000002116	70140	50910899	32030108	CRS Survey Master Plan	3,000,000.00	3,000,000.00	
03101	023800400100	099000000002108	70111	50910899	23050101	Unemployment Survey	1,000,000.00	1,000,000.00	

#### SUMMARY

<b>Recurrent Revenue</b>	0		0.00
<b>Capital Receipts</b>			0.00
<b>TOTAL</b>	<b>0.00</b>		<b>0.00</b>
<b>Personnel Cost</b>	19,755,577.31	19,755,577.31	8,289,567.82
<b>Overhead Cost</b>	7,000,000.00	7,229,835.00	600,000.00
<b>Consolidated Revenue Charges</b>	5,651,928.16	5,651,928.16	0.00
<b>SUB-TOTAL</b>	<b>32,407,505.47</b>	<b>32,637,340.47</b>	<b>8,889,567.82</b>
<b>Capital Expenditure</b>	50,525,000.00	50,525,000.00	
<b>TOTAL</b>	<b>82,932,505.47</b>	<b>83,162,340.47</b>	<b>8,889,567.82</b>







# CROSS RIVER STATE CHART OF ACCOUNT 2020

## ECONOMIC

### 025000100200 MOAV Ministry of Aviation

Fund	Administrative	Programme	Func	Geo	Economic	Description	Approved Budget 2020	Approved Provision 2019	Actual Rev./Exp. Jan -Aug 2019
<b>OVERHEAD COST</b>							<b>6,600,000.00</b>	<b>0.00</b>	<b>0.00</b>
<b>22020300 MATERIALS AND SUPPLIES - GENERAL</b>							<b>1,600,000.00</b>	<b>0.00</b>	<b>0.00</b>
02101	025000100200	0000000000000000	00000	50910899	22020314	Other Material and Supplies	400,000.00	0.00	0.00
02101	025000100200	0000000000000000	00000	50910899	22020305	Printing Of Non Security Documents	400,000.00	0.00	0.00
02101	025000100200	0000000000000000	00000	50910899	22020315	Office Material And Supplies	400,000.00	0.00	0.00
02101	025000100200	0000000000000000	00000	50910899	22020316	Computer Materials And Supplies_22020316	400,000.00	0.00	0.00
<b>22020400 MAINTENANCE SERVICES - GENERAL</b>							<b>3,000,000.00</b>	<b>0.00</b>	<b>0.00</b>
02101	025000100200	0000000000000000	00000	50910899	22020404	Maintenance Of Office / It Equipments	600,000.00	0.00	0.00
02101	025000100200	0000000000000000	00000	50910899	22020417	Maintenance Of Office Building	600,000.00	0.00	0.00
02101	025000100200	0000000000000000	00000	50910899	22020414	Maintenance Of Computer And It Equipments	600,000.00	0.00	0.00
02101	025000100200	0000000000000000	00000	50910899	22020402	Maintenance Of Office Furniture	600,000.00	0.00	0.00
02101	025000100200	0000000000000000	00000	50910899	22020401	Maintenance Of Motor Vehicle/Transport Equipment	600,000.00	0.00	0.00
<b>22020500 TRAINING - GENERAL</b>							<b>2,000,000.00</b>	<b>0.00</b>	<b>0.00</b>
02101	025000100200	0000000000000000	00000	50910899	22020501	Local Training	2,000,000.00	0.00	0.00
<b>CONSOLIDATED REVENUE CHARGES</b>							<b>9,895,742.16</b>	<b>0.00</b>	<b>0.00</b>
02101	025000100200	0000000000000000	00000	50910899	21010103	Consolidated Revenue Fund Charge- Salaries	9,895,742.16	0.00	0.00
<b>CAPITAL EXPENDITURE</b>							<b>24,170,000,000.00</b>	<b>14,900,000,000.00</b>	
03101	025000100200	099000000028306	70454	50910899	23050114	Aviation Training (Local/Oversea)	300,000,000.00		
03101	025000100200	099000000028313	70161	50910899	23010108	Purchase of Terminal and Airport Shelter	350,000,000.00		
03101	025000100200	099000000028311	70412	50910899	23050115	Land Clearing and Leveling	120,000,000.00		
03101	025000100200	099000000028314	70454	50910899	23050101	Feasibility Studies, Design and Construction of Ogoja Airport	5,000,000,000.00		
03101	025000100200	099000000028301	70443	50910899	23020117	Feasibility Studies,Design & Construction of Obudu Airport	5,000,000,000.00	5,000,000,000.00	
03101	025000100200	099000000028308	70451	50910899	23010105	Purchase of vehicle	300,000,000.00		
03101	025000100200	099000000028310	70621	50910899	32010101	Land Acquisition for compensation	100,000,000.00		
03101	025000100200	099000000028312	70131	50910899	23010108	Purchase of Commuter Bus	300,000,000.00		
03101	025000100200	099000000028305	70454	50910899	23030116	Rehabilitation of Bebi airstrip	2,000,000,000.00		
03101	025000100200	099000000028304	70454	50910899	23030120	Furnishing of Airport	200,000,000.00		
03101	025000100200	099000000028307	70454	50910899	23050111	Aviation Certification	200,000,000.00		
03101	025000100200	099000000028303	70486	50910899	23010131	Procurement of Helicopter	4,950,000,000.00	4,950,000,000.00	
03101	025000100200	099000000028302	70454	50910899	23010131	Procurement of Aircraft(Carli Air)	4,950,000,000.00	4,950,000,000.00	
03101	025000100200	099000000028309	70161	50910899	23030116	Support to Margaret Ekpo Intl. Airport with Landing Facilities	400,000,000.00		





# CROSS RIVER STATE CHART OF ACCOUNT 2020

## ECONOMIC

### 025000100200 MOAV Ministry of Aviation

<u>Fund</u>	<u>Administrative</u>	<u>Programme</u>	<u>Funcic</u>	<u>Geo</u>	<u>Economic</u>	<u>Description</u>	<u>Approved Budget 2020</u>	<u>Approved Provision 2019</u>	<u>Actual Rev./Exp.</u> <u>Jan -Aug 2019</u>
<b>SUMMARY</b>									
						<b>Recurrent Revenue</b>	0		0.00
						<b>Capital Receipts</b>			0.00
						<b>TOTAL</b>	<b>0.00</b>		<b>0.00</b>
						<b>Personnel Cost</b>			
						<b>Overhead Cost</b>	6,600,000.00	0.00	0.00
						<b>Consolidated Revenue Charges</b>	9,895,742.16	0.00	0.00
						SUB-TOTAL	16,495,742.16	0.00	0.00
						<b>Capital Expenditure</b>	24,170,000,000.00	14,900,000,000.00	
						<b>TOTAL</b>	<b>24,186,495,742.16</b>	<b>14,900,000,000.00</b>	<b>0.00</b>

30-2-2020  
  
 CERTIFIED TRUE COPY



# CROSS RIVER STATE CHART OF ACCOUNT 2020

## ECONOMIC

### 025000100300 CRSPA CRS PORTS AUTHORITY

Fund	Administrative	Programme	Functic	Geo	Economic	Description	Approved Budget 2020	Approved Provision 2019	Actual Rev./Exp. Jan -Aug 2019
<b>OVERHEAD COST</b>							<b>12,000,000.00</b>	<b>0.00</b>	<b>0.00</b>
<b>22020100 TRAVEL AND TRANSPORT - GENERAL</b>							<b>5,000,000.00</b>	<b>0.00</b>	<b>0.00</b>
02101	025000100300	0000000000000000	00000	50910899	22020101	Local Travel and Transport	5,000,000.00	0.00	0.00
<b>22020200 UTILITIES - GENERAL</b>							<b>400,000.00</b>	<b>0.00</b>	<b>0.00</b>
02101	025000100300	0000000000000000	00000	50910899	22020202	Telephone Charges	200,000.00	0.00	0.00
02101	025000100300	0000000000000000	00000	50910899	22020201	Electricity Charges	200,000.00	0.00	0.00
<b>22020300 MATERIALS AND SUPPLIES - GENERAL</b>							<b>1,600,000.00</b>	<b>0.00</b>	<b>0.00</b>
02101	025000100300	0000000000000000	00000	50910899	22020316	Computer Materials And Supplies_22020316	400,000.00	0.00	0.00
02101	025000100300	0000000000000000	00000	50910899	22020305	Printing Of Non Security Documents	400,000.00	0.00	0.00
02101	025000100300	0000000000000000	00000	50910899	22020315	Office Material And Supplies	400,000.00	0.00	0.00
02101	025000100300	0000000000000000	00000	50910899	22020314	Other Material and Supplies	400,000.00	0.00	0.00
<b>22020400 MAINTENANCE SERVICES - GENERAL</b>							<b>3,000,000.00</b>	<b>0.00</b>	<b>0.00</b>
02101	025000100300	0000000000000000	00000	50910899	22020401	Maintenance Of Motor Vehicle/Transport Equipment	600,000.00	0.00	0.00
02101	025000100300	0000000000000000	00000	50910899	22020415	Maintenance Of Office Equipments	500,000.00	0.00	0.00
02101	025000100300	0000000000000000	00000	50910899	22020420	Maintenance -Others Infrastructure (diesel)	300,000.00	0.00	0.00
02101	025000100300	0000000000000000	00000	50910899	22020402	Maintenance Of Office Furniture	200,000.00	0.00	0.00
02101	025000100300	0000000000000000	00000	50910899	22020414	Maintenance Of Computer And It Equipments	400,000.00	0.00	0.00
02101	025000100300	0000000000000000	00000	50910899	22020405	Maintenance Of Plants/Generators	400,000.00	0.00	0.00
02101	025000100300	0000000000000000	00000	50910899	22020417	Maintenance Of Office Building	600,000.00	0.00	0.00
<b>22020500 TRAINING - GENERAL</b>							<b>2,000,000.00</b>	<b>0.00</b>	<b>0.00</b>
02101	025000100300	0000000000000000	00000	50910899	22020501	Local Training	2,000,000.00	0.00	0.00
<b>CONSOLIDATED REVENUE CHARGES</b>							<b>3,600,000.00</b>	<b>0.00</b>	<b>0.00</b>
02101	025000100300	0000000000000000	00000	50910899	21010103	Consolidated Revenue Fund Charge- Salaries	3,600,000.00	0.00	0.00

#### SUMMARY

<b>Recurrent Revenue</b>	0	0.00
<b>Capital Receipts</b>		0.00
<b>TOTAL</b>	<b>0.00</b>	<b>0.00</b>
<b>Personnel Cost</b>		
<b>Overhead Cost</b>	12,000,000.00	0.00
<b>Consolidated Revenue Charges</b>	3,600,000.00	0.00
<b>SUB-TOTAL</b>	<b>15,600,000.00</b>	<b>0.00</b>
<b>Capital Expenditure</b>		
<b>TOTAL</b>	<b>15,600,000.00</b>	<b>0.00</b>





**CROSS RIVER STATE CHART OF ACCOUNT 2020  
ECONOMIC  
025000100400 CRSAA CRS AIRPORT AUTHORITY**

<u>Fund</u>	<u>Administrative</u>	<u>Programme</u>	<u>Funcitc</u>	<u>Geo</u>	<u>Economic</u>	<u>Description</u>	<u>Approved Budget 2020</u>	<u>Approved Provision 2019</u>	<u>Actual Rev./Exp. Jan -Aug 2019</u>
<b>CONSOLIDATED REVENUE CHARGES</b>							<b>4,000,000.00</b>	<b>0.00</b>	<b>0.00</b>
02101	025000100400	0000000000000000	00000	50910899	21010103	Consolidated Revenue Fund Charge- Salaries	4,000,000.00	0.00	0.00

**SUMMARY**

<b>Recurrent Revenue</b>	0		0.00
<b>Capital Receipts</b>			0.00
<b>TOTAL</b>	<b>0.00</b>		<b>0.00</b>
<b>Personnel Cost</b>			
<b>Overhead Cost</b>		0.00	0.00
<b>Consolidated Revenue Charges</b>	4,000,000.00	0.00	0.00
<b>SUB-TOTAL</b>	4,000,000.00	0.00	0.00
<b>Capital Expenditure</b>			
<b>TOTAL</b>	<b>4,000,000.00</b>	<b>0.00</b>	<b>0.00</b>

30-2-2020



**CROSS RIVER STATE CHART OF ACCOUNT 2020**  
**ECONOMIC**  
**025000100600 CRSAFA AFFORESTATION AGENCY**

<u>Fund</u>	<u>Administrative</u>	<u>Programme</u>	<u>Functic</u>	<u>Geo</u>	<u>Economic</u>	<u>Description</u>	<u>Approved Budget 2020</u>	<u>Approved Provision 2019</u>	<u>Actual Rev./Exp.</u> <u>Jan -Aug 2019</u>
<b>CONSOLIDATED REVENUE CHARGES</b>							<b>4,000,000.00</b>	<b>0.00</b>	<b>0.00</b>
02101	025000100600	0000000000000000	00000	50910899	21010103	Consolidated Revenue Fund Charge- Salaries	4,000,000.00	0.00	0.00
<b>CAPITAL EXPENDITURE</b>							<b>150,000,000.00</b>		
03101	025000100600	0990000000027601	70122	50910899	23050109	Task Force on Anti deforestation	150,000,000.00		

**SUMMARY**

<b>Recurrent Revenue</b>	0		0.00
<b>Capital Receipts</b>			0.00
<b>TOTAL</b>	<b>0.00</b>		<b>0.00</b>
<b>Personnel Cost</b>			
<b>Overhead Cost</b>		0.00	0.00
<b>Consolidated Revenue Charges</b>	4,000,000.00	0.00	0.00
<b>SUB-TOTAL</b>	4,000,000.00	0.00	0.00
<b>Capital Expenditure</b>	150,000,000.00		
<b>TOTAL</b>	<b>154,000,000.00</b>	<b>0.00</b>	<b>0.00</b>

30-2-2020  
**CERTIFIED TRUE COPY**



# CROSS RIVER STATE CHART OF ACCOUNT 2020

## ECONOMIC

### 025305300100 MFED MORTGAGE FINANCE AND ESTATE DEPARTMENT

Fund	Administrative	Programme	Functic	Geo	Economic	Description	Approved Budget 2020	Approved Provision 2019	Actual Rev./Exp. Jan -Aug 2019
<b>RECURRENT REVENUE</b>							<b>5,000,000.00</b>	<b>5,000,000.00</b>	<b>0.00</b>
<b>12020600 SALES - GENERAL</b>							<b>5,000,000.00</b>	<b>5,000,000.00</b>	<b>0.00</b>
02101	025305300100	0000000000000000	00000	50910899	12020691	Processing Fees For Geographic Information Agency	5,000,000.00	5,000,000.00	0.00
<b>PERSONNEL COST</b>							<b>18,735,995.90</b>	<b>52,908,040.71</b>	<b>0.00</b>
<b>21010100 SALARIES AND WAGES</b>							<b>13,414,571.92</b>	<b>3,726,437.08</b>	<b>0.00</b>
02101	025305300100	0000000000000000	00000	50910899	21010101	Salary	13,414,571.92	3,726,437.08	0.00
<b>21020100 ALLOWANCES</b>							<b>5,321,423.98</b>	<b>49,181,603.63</b>	<b>0.00</b>
02101	025305300100	0000000000000000	00000	50910899	21020105	Rent	2,574,335.56	1,863,395.51	0.00
02101	025305300100	0000000000000000	00000	50910899	21020106	Transport	756,903.56	596,922.50	0.00
02101	025305300100	0000000000000000	00000	50910899	21020108	Domestic Servant	1,177,246.00	588,623.00	0.00
02101	025305300100	0000000000000000	00000	50910899	21020104	Meal Subsidy_21020104	172,047.60	135,664.20	0.00
02101	025305300100	0000000000000000	00000	50910899	21020107	Utility	103,224.02	81,398.52	0.00
02101	025305300100	0000000000000000	00000	50910899	21020109	Entertainment	22,800.00	11,400.00	0.00
02101	025305300100	0000000000000000	00000	50910899	21020136	Non Pay Roll Allowance	0.00	45,527,521.00	0.00
02101	025305300100	0000000000000000	00000	50910899	21020103	Leave Grant	514,867.24	376,678.90	0.00
<b>OVERHEAD COST</b>							<b>3,600,000.00</b>	<b>1,500,000.00</b>	<b>0.00</b>
<b>22020100 TRAVEL AND TRANSPORT - GENERAL</b>							<b>3,600,000.00</b>	<b>1,500,000.00</b>	<b>0.00</b>
02101	025305300100	0000000000000000	00000	50910899	22020101	Local Travel and Transport	3,600,000.00	1,500,000.00	0.00
<b>CONSOLIDATED REVENUE CHARGES</b>							<b>6,600,000.00</b>	<b>6,600,000.00</b>	<b>0.00</b>
02101	025305300100	0000000000000000	00000	50910899	21010103	Consolidated Revenue Fund Charge- Salaries	6,600,000.00	6,600,000.00	0.00

#### SUMMARY

<b>Recurrent Revenue</b>	5,000,000.00	5,000,000.00	0.00
<b>Capital Receipts</b>			0.00
<b>TOTAL</b>	<b>5,000,000.00</b>	<b>5,000,000.00</b>	<b>0.00</b>
<b>Personnel Cost</b>	18,735,995.90	52,908,040.71	0.00
<b>Overhead Cost</b>	3,600,000.00	1,500,000.00	0.00
<b>Consolidated Revenue Charges</b>	6,600,000.00	6,600,000.00	0.00
<b>SUB-TOTAL</b>	<b>28,935,995.90</b>	<b>61,008,040.71</b>	<b>0.00</b>
<b>Capital Expenditure</b>			
<b>TOTAL</b>	<b>28,935,995.90</b>	<b>61,008,040.71</b>	<b>0.00</b>






# CROSS RIVER STATE CHART OF ACCOUNT 2020

## ECONOMIC

### 027000100100 CEFIC CRS ECONOMIC AND FINANCIAL INTELLIGENCE COMMISSION

Fund	Administrative	Programme	Functic	Geo	Economic	Description	Approved Budget 2020	Approved Provision 2019	Actual Rev./Exp. Jan -Aug 2019
<b>PERSONNEL COST</b>							<b>4,827,042.70</b>	<b>4,827,036.67</b>	<b>0.00</b>
<b>21010100 SALARIES AND WAGES</b>							<b>2,687,499.84</b>	<b>2,687,499.84</b>	<b>0.00</b>
02101	027000100100	0000000000000000	00000	50910899	21010101	Salary	2,687,499.84	2,687,499.84	0.00
<b>21020100 ALLOWANCES</b>							<b>2,139,542.86</b>	<b>2,139,536.83</b>	<b>0.00</b>
02101	027000100100	0000000000000000	00000	50910899	21020107	Utility	52,725.60	52,725.60	0.00
02101	027000100100	0000000000000000	00000	50910899	21020106	Transport	386,422.08	386,422.08	0.00
02101	027000100100	0000000000000000	00000	50910899	21020104	Meal Subsidy_21020104	87,895.20	87,895.20	0.00
02101	027000100100	0000000000000000	00000	50910899	21020103	Leave Grant	268,750.79	268,744.79	0.00
02101	027000100100	0000000000000000	00000	50910899	21020105	Rent	1,343,749.19	1,343,749.16	0.00
<b>OVERHEAD COST</b>							<b>3,526,400.00</b>	<b>3,606,400.00</b>	<b>0.00</b>
<b>22020100 TRAVEL AND TRANSPORT - GENERAL</b>							<b>1,126,400.00</b>	<b>1,126,400.00</b>	<b>0.00</b>
02101	027000100100	0000000000000000	00000	50910899	22020101	Local Travel and Transport	1,126,400.00	1,126,400.00	0.00
<b>22020200 UTILITIES - GENERAL</b>							<b>200,000.00</b>	<b>200,000.00</b>	<b>0.00</b>
02101	027000100100	0000000000000000	00000	50910899	22020202	Telephone Charges	120,000.00	120,000.00	0.00
02101	027000100100	0000000000000000	00000	50910899	22020212	Mails, Courier, Diplomatic Mail	80,000.00	80,000.00	0.00
<b>22020300 MATERIALS AND SUPPLIES - GENERAL</b>							<b>656,000.00</b>	<b>656,000.00</b>	<b>0.00</b>
02101	027000100100	0000000000000000	00000	50910899	22020314	Other Material and Supplies	160,000.00	160,000.00	0.00
02101	027000100100	0000000000000000	00000	50910899	22020305	Printing Of Non Security Documents	96,000.00	96,000.00	0.00
02101	027000100100	0000000000000000	00000	50910899	22020315	Office Material And Supplies	400,000.00	400,000.00	0.00
<b>22020400 MAINTENANCE SERVICES - GENERAL</b>							<b>1,120,000.00</b>	<b>1,200,000.00</b>	<b>0.00</b>
02101	027000100100	0000000000000000	00000	50910899	22020401	Maintenance Of Motor Vehicle/Transport Equipment	400,000.00	400,000.00	0.00
02101	027000100100	0000000000000000	00000	50910899	22020402	Maintenance Of Office Furniture	80,000.00	80,000.00	0.00
02101	027000100100	0000000000000000	00000	50910899	22020404	Maintenance Of Office / It Equipments	0.00	80,000.00	0.00
02101	027000100100	0000000000000000	00000	50910899	22020405	Maintenance Of Plants/Generators	400,000.00	400,000.00	0.00
02101	027000100100	0000000000000000	00000	50910899	22020414	Maintenance Of Computer And It Equipments	160,000.00	160,000.00	0.00
02101	027000100100	0000000000000000	00000	50910899	22020415	Maintenance Of Office Equipments	80,000.00	80,000.00	0.00
<b>22020500 TRAINING - GENERAL</b>							<b>24,000.00</b>	<b>24,000.00</b>	<b>0.00</b>
02101	027000100100	0000000000000000	00000	50910899	22020501	Local Training	24,000.00	24,000.00	0.00
<b>22020600 OTHER SERVICES - GENERAL</b>							<b>80,000.00</b>	<b>80,000.00</b>	<b>0.00</b>
02101	027000100100	0000000000000000	00000	50910899	22020639	Press And Public Relation/ Advertisement	80,000.00	80,000.00	0.00
<b>22021000 MISCELLANEOUS EXPENSES GENERAL</b>							<b>320,000.00</b>	<b>320,000.00</b>	<b>0.00</b>
02101	027000100100	0000000000000000	00000	50910899	22021057	Entertainment at Meetings	160,000.00	160,000.00	0.00
02101	027000100100	0000000000000000	00000	50910899	22021047	Servicom	80,000.00	80,000.00	0.00
02101	027000100100	0000000000000000	00000	50910899	22021041	Contingency	80,000.00	80,000.00	0.00
<b>CONSOLIDATED REVENUE CHARGES</b>							<b>93,000,000.00</b>	<b>93,000,000.00</b>	<b>0.00</b>
02101	027000100100	0000000000000000	00000	50910899	21010103	Consolidated Revenue Fund Charge- Salaries	93,000,000.00	93,000,000.00	0.00
<b>CAPITAL EXPENDITURE</b>							<b>148,550,000.00</b>	<b>148,550,000.00</b>	<b>0.00</b>
03101	027000100100	099000000005815	70411	50910899	23050109	Design Strategy to Crub Revenue Leakage	1,950,000.00	1,950,000.00	0.00
03101	027000100100	099000000005806	70331	50910899	23050117	Development of Establishment Law	3,000,000.00	3,000,000.00	0.00





# CROSS RIVER STATE CHART OF ACCOUNT 2020

## ECONOMIC

### 027000100100 CEFIC CRS ECONOMIC AND FINANCIAL INTELLIGENCE COMMISSION

Fund	Administrative	Programme	Funcic	Geo	Economic	Description	Approved Budget 2020	Approved Provision 2019	Actual Rev./Exp. Jan -Aug 2019
03101	027000100100	099000000005816	70161	50910899	23050101	Improvement of Non -Tax Renue			
03101	027000100100	099000000005814	70112	50910899	23050109	Tracting of Revenue and Expenditure Profile	3,200,000.00	3,200,000.00	
03101	027000100100	099000000005813	70131	50910899	23010112	Purchase of Office Furniture	1,950,000.00	1,950,000.00	
03101	027000100100	099000000005812	70161	50910899	23050115	Forensic Investigation in MDA's and LGA's	5,100,000.00	5,100,000.00	
03101	027000100100	099000000005811	70134	50910899	23050105	Consultancy Service Forensic	27,500,000.00	27,500,000.00	
03101	027000100100	099000000005810	70150	50910899	23050117	Anti-Corruption Campaigns	5,500,000.00	5,500,000.00	
03101	027000100100	099000000005809	71061	50910899	32010217	Rent of Office Accomodation	3,250,000.00	3,250,000.00	
03101	027000100100	099000000005807	70131	50910899	23010139	Purchase of Office Equipments	5,000,000.00	5,000,000.00	
03101	027000100100	099000000005805	70133	50910899	23010128	Purchase of Office Security/forensic laboratory Equipments	70,000,000.00	70,000,000.00	
03101	027000100100	099000000005804	70411	50910899	23050109	Appraisal of economic performance of MDA's for enhancement of IGR efforts	6,500,000.00	6,500,000.00	
03101	027000100100	099000000005802	70161	50910899	23050109	Production of IGR Quarterly Revenue Revenue Performance Report for EXCO	1,950,000.00	1,950,000.00	
03101	027000100100	099000000005808	70832	50910899	23050115	Preparation,Printing and Publication of Operational Manual	5,200,000.00	5,200,000.00	
03101	027000100100	099000000005801	70122	50910899	23050109	Review and Streamlining IGR of MDA's half yearly	3,250,000.00	3,250,000.00	
03101	027000100100	099000000005803	70491	50910899	23050109	Annual State Economic Forum	5,200,000.00	5,200,000.00	

#### SUMMARY

<b>Recurrent Revenue</b>			0.00
<b>Capital Receipts</b>			0.00
<b>TOTAL</b>			<b>0.00</b>
<b>Personnel Cost</b>	4,827,042.70	4,827,036.67	0.00
<b>Overhead Cost</b>	3,526,400.00	3,606,400.00	0.00
<b>Consolidated Revenue Charges</b>	93,000,000.00	93,000,000.00	0.00
<b>SUB-TOTAL</b>	101,353,442.70	101,433,436.67	0.00
<b>Capital Expenditure</b>	148,550,000.00	148,550,000.00	
<b>TOTAL</b>	<b>249,903,442.70</b>	<b>249,983,436.67</b>	<b>0.00</b>







**CROSS RIVER STATE CHART OF ACCOUNT 2020**

**ECONOMIC**

**027000100400 CLCMB CROSS RIVER STATE LIVESTOCK COMPANY MANAGEMENT BOARD**

Fund	Administrative	Programme	Func	Geo	Economic	Description	Approved Budget 2020	Approved Provision 2019	Actual Rev./Exp. Jan -Aug 2019
<b>OVERHEAD COST</b>							<b>7,172,351.00</b>	<b>6,124,735.00</b>	<b>0.00</b>
<b>22020100 TRAVEL AND TRANSPORT - GENERAL</b>							<b>800,000.00</b>	<b>800,000.00</b>	<b>0.00</b>
02101	027000100400	0000000000000000	00000	50910899	22020101	Local Travel and Transport	800,000.00	800,000.00	0.00
<b>22020200 UTILITIES - GENERAL</b>							<b>200,000.00</b>	<b>0.00</b>	<b>0.00</b>
02101	027000100400	0000000000000000	00000	50910899	22020202	Telephone Charges	100,000.00	0.00	0.00
02101	027000100400	0000000000000000	00000	50910899	22020201	Electricity Charges	100,000.00	0.00	0.00
<b>22020300 MATERIALS AND SUPPLIES - GENERAL</b>							<b>3,540,800.00</b>	<b>3,540,800.00</b>	<b>0.00</b>
02101	027000100400	0000000000000000	00000	50910899	22020316	Computer Materials And Supplies_22020316	1,120,800.00	1,120,800.00	0.00
02101	027000100400	0000000000000000	00000	50910899	22020315	Office Material And Supplies	1,320,000.00	1,320,000.00	0.00
02101	027000100400	0000000000000000	00000	50910899	22020305	Printing Of Non Security Documents	1,100,000.00	1,100,000.00	0.00
<b>22020400 MAINTENANCE SERVICES - GENERAL</b>							<b>2,502,551.00</b>	<b>1,654,935.00</b>	<b>0.00</b>
02101	027000100400	0000000000000000	00000	50910899	22020405	Maintenance Of Plants/Generators	437,616.00	0.00	0.00
02101	027000100400	0000000000000000	00000	50910899	22020401	Maintenance Of Motor Vehicle/Transport Equipment	1,654,935.00	1,654,935.00	0.00
02101	027000100400	0000000000000000	00000	50910899	22020414	Maintenance Of Computer And It Equipments	410,000.00	0.00	0.00
<b>22021000 MISCELLANEOUS EXPENSES GENERAL</b>							<b>129,000.00</b>	<b>129,000.00</b>	<b>0.00</b>
02101	027000100400	0000000000000000	00000	50910899	22021047	Servicom	129,000.00	129,000.00	0.00
<b>CONSOLIDATED REVENUE CHARGES</b>							<b>25,200,000.00</b>	<b>2,520,000.00</b>	<b>0.00</b>
02101	027000100400	0000000000000000	00000	50910899	21010103	Consolidated Revenue Fund Charge- Salaries	25,200,000.00	2,520,000.00	0.00
<b>CAPITAL EXPENDITURE</b>							<b>43,600,000.00</b>	<b>43,600,000.00</b>	
03101	027000100400	099000000006604	70131	50910899	23010119	Purchase of 60 KVA Generator	2,980,000.00	2,980,000.00	
03101	027000100400	099000000006603	70131	50910899	23010112	Purchase of Office Furniture	2,020,000.00	2,020,000.00	
03101	027000100400	099000000006605	70132	50910899	23050114	Bi-Annual Retreat for Management and Staff of the Projects	3,000,000.00	3,000,000.00	
03101	027000100400	099000000006602	70421	50910899	23020113	Establishment of Fish Pond across the 3 Senatorial Districts	9,600,000.00	9,600,000.00	
03101	027000100400	099000000006601	70131	50910899	23010139	Office Equipment	20,000,000.00	20,000,000.00	
03101	027000100400	099000000006606	71061	50910899	32010217	Office Accomodation	3,000,000.00	3,000,000.00	
03101	027000100400	099000000006607	70131	50910899	23010113	Purchase of Computer	3,000,000.00	3,000,000.00	

30-2-2020



**CROSS RIVER STATE CHART OF ACCOUNT 2020**

**ECONOMIC**

**027000100400 CLCMB CROSS RIVER STATE LIVESTOCK COMPANY MANAGEMENT BOARD**

<u>Fund</u>	<u>Administrative</u>	<u>Programme</u>	<u>Funcitc</u>	<u>Geo</u>	<u>Economic</u>	<u>Description</u>	<u>Approved Budget 2020</u>	<u>Approved Provision 2019</u>	<u>Actual Rev./Exp.</u> <u>Jan -Aug 2019</u>
<b>SUMMARY</b>									
<b>Recurrent Revenue</b>									0.00
<b>Capital Receipts</b>									0.00
<b>TOTAL</b>									<b>0.00</b>
<b>Personnel Cost</b>									0.00
<b>Overhead Cost</b>							7,172,351.00	6,124,735.00	0.00
<b>Consolidated Revenue Charges</b>							25,200,000.00	2,520,000.00	0.00
SUB-TOTAL							32,372,351.00	8,644,735.00	0.00
<b>Capital Expenditure</b>							43,600,000.00	43,600,000.00	
<b>TOTAL</b>							<b>75,972,351.00</b>	<b>52,244,735.00</b>	<b>0.00</b>

30-2-2020



# CROSS RIVER STATE CHART OF ACCOUNT 2020

## ECONOMIC

### 027000100700 CRSSC CRS SAFETY COMMISSION

Fund	Administrative	Programme	Functic	Geo	Economic	Description	Approved Budget 2020	Approved Provision 2019	Actual Rev./Exp. Jan -Aug 2019
<b>OVERHEAD COST</b>							<b>5,000,000.00</b>	<b>5,000,000.00</b>	<b>0.00</b>
<b>22020100 TRAVEL AND TRANSPORT - GENERAL</b>							<b>1,700,000.00</b>	<b>1,700,000.00</b>	<b>0.00</b>
02101	027000100700	0000000000000000	00000	50910899	22020101	Local Travel and Transport	1,700,000.00	1,700,000.00	0.00
<b>22020300 MATERIALS AND SUPPLIES - GENERAL</b>							<b>500,000.00</b>	<b>500,000.00</b>	<b>0.00</b>
02101	027000100700	0000000000000000	00000	50910899	22020315	Office Material And Supplies	500,000.00	500,000.00	0.00
<b>22020400 MAINTENANCE SERVICES - GENERAL</b>							<b>2,800,000.00</b>	<b>2,800,000.00</b>	<b>0.00</b>
02101	027000100700	0000000000000000	00000	50910899	22020402	Maintenance Of Office Furniture	300,000.00	300,000.00	0.00
02101	027000100700	0000000000000000	00000	50910899	22020405	Maintenance Of Plants/Generators	1,000,000.00	1,000,000.00	0.00
02101	027000100700	0000000000000000	00000	50910899	22020401	Maintenance Of Motor Vehicle/Transport Equipment	1,000,000.00	1,000,000.00	0.00
02101	027000100700	0000000000000000	00000	50910899	22020415	Maintenance Of Office Equipments	500,000.00	500,000.00	0.00
<b>CONSOLIDATED REVENUE CHARGES</b>							<b>13,800,000.00</b>	<b>13,800,000.00</b>	<b>0.00</b>
02101	027000100700	0000000000000000	00000	50910899	21010103	Consolidated Revenue Fund Charge- Salaries	13,800,000.00	13,800,000.00	0.00
<b>CAPITAL EXPENDITURE</b>							<b>10,000,000.00</b>	<b>10,000,000.00</b>	
03101	027000100700	0990000000007107	70621	50910899	23010102	Hire of Office in the Southern Senatorial District	300,000.00	300,000.00	
03101	027000100700	0990000000007104	70611	50910899	32010102	Acquisition of Land,Design & Construction of 3bedroom flats in the 3 Senatorial Districts	5,000,000.00	5,000,000.00	
03101	027000100700	0990000000007103	70474	50910899	23010119	Production of Safety Stickers	400,000.00	400,000.00	
03101	027000100700	0990000000007108	70961	50910899	32010925	Printing of Safety Compliance Certificate	500,000.00	500,000.00	
03101	027000100700	0990000000007109	70961	50910899	32010925	Procurement of Safety Appliances for Sale	1,700,000.00	1,700,000.00	
03101	027000100700	0990000000007106	70621	50910899	23010102	Hire of Office in the Northern Senatorial District	300,000.00	300,000.00	
03101	027000100700	0990000000007102	70474	50910899	23010118	Production of Reflective jackets	500,000.00	500,000.00	
03101	027000100700	0990000000007105	70621	50910899	23010102	Hire of Office in the Central Senatorial District	300,000.00	300,000.00	
03101	027000100700	0990000000007101	70110	50910899	23050105	Monitoring & Evaluation of Companies and Business places in the Safety Industry	1,000,000.00	1,000,000.00	

#### SUMMARY

<b>Recurrent Revenue</b>			0.00
<b>Capital Receipts</b>			0.00
<b>TOTAL</b>			<b>0.00</b>
<b>Personnel Cost</b>			0.00
<b>Overhead Cost</b>	5,000,000.00	5,000,000.00	0.00
<b>Consolidated Revenue Charges</b>	13,800,000.00	13,800,000.00	0.00
<b>SUB-TOTAL</b>	18,800,000.00	18,800,000.00	0.00
<b>Capital Expenditure</b>	10,000,000.00	10,000,000.00	
<b>TOTAL</b>	<b>28,800,000.00</b>	<b>28,800,000.00</b>	<b>0.00</b>





# CROSS RIVER STATE CHART OF ACCOUNT 2020

## ECONOMIC

### 027000100800 CIDC CRS INDUSTRIAL DEVELOPMENT COUNCIL

Fund	Administrative	Programme	Functic	Geo	Economic	Description	Approved Budget 2020	Approved Provision 2019	Actual Rev./Exp. Jan -Aug 2019
<b>OVERHEAD COST</b>							<b>4,500,000.00</b>	<b>4,500,000.00</b>	<b>0.00</b>
<b>22020100 TRAVEL AND TRANSPORT - GENERAL</b>							<b>2,000,000.00</b>	<b>2,000,000.00</b>	<b>0.00</b>
02101	027000100800	0000000000000000	00000	50910899	22020101	Local Travel and Transport	2,000,000.00	2,000,000.00	0.00
<b>22020200 UTILITIES - GENERAL</b>							<b>260,000.00</b>	<b>260,000.00</b>	<b>0.00</b>
02101	027000100800	0000000000000000	00000	50910899	22020202	Telephone Charges	160,000.00	160,000.00	0.00
02101	027000100800	0000000000000000	00000	50910899	22020212	Mails, Courier, Diplomatic Mail	100,000.00	100,000.00	0.00
<b>22020300 MATERIALS AND SUPPLIES - GENERAL</b>							<b>790,000.00</b>	<b>790,000.00</b>	<b>0.00</b>
02101	027000100800	0000000000000000	00000	50910899	22020316	Computer Materials And Supplies_22020316	200,000.00	200,000.00	0.00
02101	027000100800	0000000000000000	00000	50910899	22020315	Office Material And Supplies	240,000.00	240,000.00	0.00
02101	027000100800	0000000000000000	00000	50910899	22020314	Other Material and Supplies	150,000.00	150,000.00	0.00
02101	027000100800	0000000000000000	00000	50910899	22020305	Printing Of Non Security Documents	200,000.00	200,000.00	0.00
<b>22020400 MAINTENANCE SERVICES - GENERAL</b>							<b>950,000.00</b>	<b>950,000.00</b>	<b>0.00</b>
02101	027000100800	0000000000000000	00000	50910899	22020402	Maintenance Of Office Furniture	250,000.00	250,000.00	0.00
02101	027000100800	0000000000000000	00000	50910899	22020404	Maintenance Of Office / It Equipments	50,000.00	50,000.00	0.00
02101	027000100800	0000000000000000	00000	50910899	22020405	Maintenance Of Plants/Generators	500,000.00	500,000.00	0.00
02101	027000100800	0000000000000000	00000	50910899	22020415	Maintenance Of Office Equipments	150,000.00	150,000.00	0.00
<b>22020500 TRAINING - GENERAL</b>							<b>100,000.00</b>	<b>100,000.00</b>	<b>0.00</b>
02101	027000100800	0000000000000000	00000	50910899	22020501	Local Training	100,000.00	100,000.00	0.00
<b>22020600 OTHER SERVICES - GENERAL</b>							<b>100,000.00</b>	<b>100,000.00</b>	<b>0.00</b>
02101	027000100800	0000000000000000	00000	50910899	22020639	Press And Public Relation/ Advertisement	100,000.00	100,000.00	0.00
<b>22021000 MISCELLANEOUS EXPENSES GENERAL</b>							<b>300,000.00</b>	<b>300,000.00</b>	<b>0.00</b>
02101	027000100800	0000000000000000	00000	50910899	22021047	Servicom	100,000.00	100,000.00	0.00
02101	027000100800	0000000000000000	00000	50910899	22021057	Entertainment at Meetings	200,000.00	200,000.00	0.00
<b>CONSOLIDATED REVENUE CHARGES</b>							<b>15,600,000.00</b>	<b>15,600,000.00</b>	<b>0.00</b>
02101	027000100800	0000000000000000	00000	50910899	21010103	Consolidated Revenue Fund Charge- Salaries	15,600,000.00	15,600,000.00	0.00
<b>CAPITAL EXPENDITURE</b>							<b>22,500,000.00</b>	<b>22,500,000.00</b>	
03101	027000100800	0990000000007201	70131	50910899	23050101	Training/Workshop for Prospective Entrepreneurs on Feasibility Report for SMEs	10,000,000.00	10,000,000.00	
03101	027000100800	0990000000007202	70133	50910899	23010139	Office Equipment & Furnishing	6,000,000.00	6,000,000.00	
03101	027000100800	0990000000007204	70133	50910899	23010119	Purchase of 35KVA Generator	3,000,000.00	3,000,000.00	
03101	027000100800	0990000000007203	70133	50910899	23010102	Rent of Office Space	2,000,000.00	2,000,000.00	
03101	027000100800	0990000000007205	70133	50910899	23010113	Purchase of Computers & Accessories	1,500,000.00	1,500,000.00	

30-2-2020



**CROSS RIVER STATE CHART OF ACCOUNT 2020**

**ECONOMIC**

**027000100800 CIDC CRS INDUSTRIAL DEVELOPMENT COUNCIL**

<u>Fund</u>	<u>Administrative</u>	<u>Programme</u>	<u>Funcitc</u>	<u>Geo</u>	<u>Economic</u>	<u>Description</u>	<u>Approved Budget 2020</u>	<u>Approved Provision 2019</u>	<u>Actual Rev./Exp.</u> <u>Jan -Aug 2019</u>
<b>SUMMARY</b>									
<b>Recurrent Revenue</b>									0.00
<b>Capital Receipts</b>									0.00
<b>TOTAL</b>									<b>0.00</b>
<b>Personnel Cost</b>									0.00
<b>Overhead Cost</b>							4,500,000.00	4,500,000.00	0.00
<b>Consolidated Revenue Charges</b>							15,600,000.00	15,600,000.00	0.00
SUB-TOTAL							20,100,000.00	20,100,000.00	0.00
<b>Capital Expenditure</b>							22,500,000.00	22,500,000.00	
<b>TOTAL</b>							<b>42,600,000.00</b>	<b>42,600,000.00</b>	<b>0.00</b>

30-2-2020



# CROSS RIVER STATE CHART OF ACCOUNT 2020

## ECONOMIC

### 027000100900 CRSTF CROSS RIVER STATE TANK FARM

Fund	Administrative	Programme	Funcit	Geo	Economic	Description	Approved Budget 2020	Approved Provision 2019	Actual Rev./Exp. Jan -Aug 2019
<b>RECURRENT REVENUE</b>							<b>787,500,000.00</b>	<b>787,500,000.00</b>	<b>0.00</b>
<b>12020700 EARNINGS -GENERAL</b>							<b>422,500,000.00</b>	<b>422,500,000.00</b>	<b>0.00</b>
02101	027000100900	0000000000000000	00000	50910899	12020751	Earning From Jetty Services	200,000,000.00	200,000,000.00	0.00
02101	027000100900	0000000000000000	00000	50910899	12020753	Earnings From Tank Farm Park Charges	22,500,000.00	22,500,000.00	0.00
02101	027000100900	0000000000000000	00000	50910899	12020752	Earnings From Tank Farm Storage Operational Services	200,000,000.00	200,000,000.00	0.00
<b>12020900 RENT ON LAND AND OTHERS - GENERAL</b>							<b>120,000,000.00</b>	<b>120,000,000.00</b>	<b>0.00</b>
02101	027000100900	0000000000000000	00000	50910899	12020917	Rent On Petrocross Tank Farm	120,000,000.00	120,000,000.00	0.00
<b>14070100 EXTRAORDINARY ITEMS_14070100</b>							<b>20,000,000.00</b>	<b>20,000,000.00</b>	<b>0.00</b>
02101	027000100900	0000000000000000	00000	50910899	14070102	Unspecified Revenue	20,000,000.00	20,000,000.00	0.00
<b>16010100 SPECIAL FUNDS/ACCOUNTS - RECEIPTS_16010100</b>							<b>225,000,000.00</b>	<b>225,000,000.00</b>	<b>0.00</b>
02101	027000100900	0000000000000000	00000	50910899	16010103	Road Infrastructure Mtce. Levy	225,000,000.00	225,000,000.00	0.00
<b>PERSONNEL COST</b>							<b>3,501,378.00</b>	<b>3,501,377.00</b>	<b>0.00</b>
<b>21010100 SALARIES AND WAGES</b>							<b>1,714,724.00</b>	<b>1,714,724.00</b>	<b>0.00</b>
02101	027000100900	0000000000000000	00000	50910899	21010101	Salary	1,714,724.00	1,714,724.00	0.00
<b>21020100 ALLOWANCES</b>							<b>1,786,654.00</b>	<b>1,786,653.00</b>	<b>0.00</b>
02101	027000100900	0000000000000000	00000	50910899	21020103	Leave Grant	171,471.00	171,471.00	0.00
02101	027000100900	0000000000000000	00000	50910899	21020108	Domestic Servant	294,312.00	294,312.00	0.00
02101	027000100900	0000000000000000	00000	50910899	21020106	Transport	331,498.00	331,498.00	0.00
02101	027000100900	0000000000000000	00000	50910899	21020104	Meal Subsidy_21020104	75,388.00	75,388.00	0.00
02101	027000100900	0000000000000000	00000	50910899	21020109	Entertainment	11,400.00	11,400.00	0.00
02101	027000100900	0000000000000000	00000	50910899	21020107	Utility	45,224.00	45,223.00	0.00
02101	027000100900	0000000000000000	00000	50910899	21020105	Rent	857,361.00	857,361.00	0.00
<b>OVERHEAD COST</b>							<b>15,930,200.00</b>	<b>15,530,200.00</b>	<b>0.00</b>
<b>22020100 TRAVEL AND TRANSPORT - GENERAL</b>							<b>5,200,000.00</b>	<b>5,200,000.00</b>	<b>0.00</b>
02101	027000100900	0000000000000000	00000	50910899	22020102	Local Travel and Transport	2,200,000.00	2,200,000.00	0.00
02101	027000100900	0000000000000000	00000	50910899	22020101	Local Travel and Transport	3,000,000.00	3,000,000.00	0.00
<b>22020200 UTILITIES - GENERAL</b>							<b>1,350,000.00</b>	<b>950,000.00</b>	<b>0.00</b>
02101	027000100900	0000000000000000	00000	50910899	22020206	Sewage Charges	100,000.00	100,000.00	0.00
02101	027000100900	0000000000000000	00000	50910899	22020212	Mails, Courier, Diplomatic Mail	50,000.00	50,000.00	0.00
02101	027000100900	0000000000000000	00000	50910899	22020202	Telephone Charges	1,000,000.00	800,000.00	0.00
02101	027000100900	0000000000000000	00000	50910899	22020201	Electricity Charges	200,000.00	0.00	0.00
<b>22020300 MATERIALS AND SUPPLIES - GENERAL</b>							<b>1,018,500.00</b>	<b>1,018,500.00</b>	<b>0.00</b>
02101	027000100900	0000000000000000	00000	50910899	22020316	Computer Materials And Supplies_22020316	391,000.00	391,000.00	0.00
02101	027000100900	0000000000000000	00000	50910899	22020315	Office Material And Supplies	627,500.00	627,500.00	0.00
<b>22020400 MAINTENANCE SERVICES - GENERAL</b>							<b>6,149,200.00</b>	<b>6,149,200.00</b>	<b>0.00</b>
02101	027000100900	0000000000000000	00000	50910899	22020417	Maintenance Of Office Building	1,004,200.00	1,004,200.00	0.00
02101	027000100900	0000000000000000	00000	50910899	22020401	Maintenance Of Motor Vehicle/Transport Equipment	3,330,000.00	3,330,000.00	0.00
02101	027000100900	0000000000000000	00000	50910899	22020414	Maintenance Of Computer And It Equipments	140,000.00	140,000.00	0.00
02101	027000100900	0000000000000000	00000	50910899	22020415	Maintenance Of Office Equipments	50,000.00	50,000.00	0.00

30-2-2020



**CROSS RIVER STATE CHART OF ACCOUNT 2020**

**ECONOMIC**

**027000100900 CRSTF CROSS RIVER STATE TANK FARM**

Fund	Administrative	Programme	Funcic	Geo	Economic	Description	Approved Budget 2020	Approved Provision 2019	Actual Rev./Exp. Jan -Aug 2019
02101	027000100900	0000000000000000	00000	50910899	22020405	Maintenance Of Plants/Generators	1,625,000.00	1,625,000.00	0.00
					<b>22020900</b>	<b>FINANCIAL CHARGES - GENERAL</b>	<b>1,000,000.00</b>	<b>1,000,000.00</b>	<b>0.00</b>
02101	027000100900	0000000000000000	00000	50910899	22020901	Bank Charges (Other Than Interest)	1,000,000.00	1,000,000.00	0.00
					<b>22021000</b>	<b>MISCELLANEOUS EXPENSES GENERAL</b>	<b>1,212,500.00</b>	<b>1,212,500.00</b>	<b>0.00</b>
02101	027000100900	0000000000000000	00000	50910899	22021057	Entertainment at Meetings	1,000,000.00	1,000,000.00	0.00
02101	027000100900	0000000000000000	00000	50910899	22021047	Servicom	212,500.00	212,500.00	0.00
						<b>CONSOLIDATED REVENUE CHARGES</b>	<b>5,400,000.00</b>	<b>5,400,000.00</b>	<b>0.00</b>
02101	027000100900	0000000000000000	00000	50910899	21010103	Consolidated Revenue Fund Charge- Salaries	5,400,000.00	5,400,000.00	0.00

**SUMMARY**

<b>Recurrent Revenue</b>	787,500,000.00	787,500,000.00	0.00
<b>Capital Receipts</b>			0.00
<b>TOTAL</b>	<b>787,500,000.00</b>	<b>787,500,000.00</b>	<b>0.00</b>
<b>Personnel Cost</b>	3,501,378.00	3,501,377.00	0.00
<b>Overhead Cost</b>	15,930,200.00	15,530,200.00	0.00
<b>Consolidated Revenue Charges</b>	5,400,000.00	5,400,000.00	0.00
<b>SUB-TOTAL</b>	<b>24,831,578.00</b>	<b>24,431,577.00</b>	<b>0.00</b>
<b>Capital Expenditure</b>			
<b>TOTAL</b>	<b>24,831,578.00</b>	<b>24,431,577.00</b>	<b>0.00</b>

30-2-2020



# CROSS RIVER STATE CHART OF ACCOUNT 2020

## ECONOMIC

### 027000200100 CTRRA Commercial. Transport Regulatory./Regulatory Agency

Fund	Administrative	Programme	Func	Geo	Economic	Description	Approved Budget 2020	Approved Provision 2019	Actual Rev./Exp. Jan -Aug 2019
<b>RECURRENT REVENUE</b>							<b>67,800,000.00</b>	<b>120,000,000.00</b>	<b>5,962,000.00</b>
<b>12020100 LICENCES - GENERAL</b>							<b>45,000,000.00</b>	<b>45,000,000.00</b>	<b>3,856,000.00</b>
02101	027000200100	0000000000000000	00000	50910899	12020141	Taxi License	45,000,000.00	45,000,000.00	3,856,000.00
<b>12020600 SALES - GENERAL</b>							<b>7,800,000.00</b>	<b>60,000,000.00</b>	<b>1,597,000.00</b>
02101	027000200100	0000000000000000	00000	50910899	12020627	Ticket Sale	7,800,000.00	7,500,000.00	1,597,000.00
02101	027000200100	0000000000000000	00000	50910899	12020613	Proceeds From Sale Of Crash Helmet	0.00	52,500,000.00	0.00
<b>12022000 FEES - GENERAL (CONT.)</b>							<b>15,000,000.00</b>	<b>15,000,000.00</b>	<b>509,000.00</b>
02101	027000200100	0000000000000000	00000	50910899	12022198	Fines from Offenders	15,000,000.00	15,000,000.00	509,000.00
<b>PERSONNEL COST</b>							<b>8,716,691.70</b>	<b>6,593,089.00</b>	<b>0.00</b>
<b>21010100 SALARIES AND WAGES</b>							<b>4,197,469.52</b>	<b>3,483,821.00</b>	<b>0.00</b>
02101	027000200100	0000000000000000	00000	50910899	21010101	Salary	4,197,469.52	3,483,821.00	0.00
<b>21020100 ALLOWANCES</b>							<b>4,519,222.18</b>	<b>3,109,268.00</b>	<b>0.00</b>
02101	027000200100	0000000000000000	00000	50910899	21020104	Meal Subsidy_21020104	186,142.80	118,915.00	0.00
02101	027000200100	0000000000000000	00000	50910899	21020108	Domestic Servant	274,311.64	294,312.00	0.00
02101	027000200100	0000000000000000	00000	50910899	21020109	Entertainment	11,400.00	11,400.00	0.00
02101	027000200100	0000000000000000	00000	50910899	21020107	Utility	111,625.68	71,338.00	0.00
02101	027000200100	0000000000000000	00000	50910899	21020103	Leave Grant	519,459.00	348,383.00	0.00
02101	027000200100	0000000000000000	00000	50910899	21020105	Rent	2,597,254.74	1,741,916.00	0.00
02101	027000200100	0000000000000000	00000	50910899	21020106	Transport	819,028.32	523,004.00	0.00
<b>OVERHEAD COST</b>							<b>6,000,000.00</b>	<b>6,001,799.00</b>	<b>0.00</b>
<b>22020100 TRAVEL AND TRANSPORT - GENERAL</b>							<b>124,000.00</b>	<b>124,000.00</b>	<b>0.00</b>
02101	027000200100	0000000000000000	00000	50910899	22020102	Local Travel and Transport	124,000.00	124,000.00	0.00
<b>22020200 UTILITIES - GENERAL</b>							<b>26,300.00</b>	<b>26,300.00</b>	<b>0.00</b>
02101	027000200100	0000000000000000	00000	50910899	22020211	Other Utility	26,300.00	26,300.00	0.00
<b>22020300 MATERIALS AND SUPPLIES - GENERAL</b>							<b>398,630.00</b>	<b>398,630.00</b>	<b>0.00</b>
02101	027000200100	0000000000000000	00000	50910899	22020314	Other Material and Supplies	100,000.00	100,000.00	0.00
02101	027000200100	0000000000000000	00000	50910899	22020315	Office Material And Supplies	111,230.00	111,230.00	0.00
02101	027000200100	0000000000000000	00000	50910899	22020316	Computer Materials And Supplies_22020316	67,400.00	67,400.00	0.00
02101	027000200100	0000000000000000	00000	50910899	22020305	Printing Of Non Security Documents	120,000.00	120,000.00	0.00
<b>22020400 MAINTENANCE SERVICES - GENERAL</b>							<b>2,889,600.00</b>	<b>2,891,377.00</b>	<b>0.00</b>
02101	027000200100	0000000000000000	00000	50910899	22020401	Maintenance Of Motor Vehicle/Transport Equipment	1,073,600.00	1,073,600.00	0.00
02101	027000200100	0000000000000000	00000	50910899	22020402	Maintenance Of Office Furniture	85,000.00	85,000.00	0.00
02101	027000200100	0000000000000000	00000	50910899	22020415	Maintenance Of Office Equipments	36,000.00	36,000.00	0.00
02101	027000200100	0000000000000000	00000	50910899	22020405	Maintenance Of Plants/Generators	1,680,000.00	1,681,777.00	0.00
02101	027000200100	0000000000000000	00000	50910899	22020404	Maintenance Of Office / It Equipments	15,000.00	15,000.00	0.00
<b>22020500 TRAINING - GENERAL</b>							<b>346,800.00</b>	<b>346,800.00</b>	<b>0.00</b>
02101	027000200100	0000000000000000	00000	50910899	22020501	Local Training	346,800.00	346,800.00	0.00
<b>22020600 OTHER SERVICES - GENERAL</b>							<b>1,885,624.00</b>	<b>1,885,646.00</b>	<b>0.00</b>
02101	027000200100	0000000000000000	00000	50910899	22020639	Press And Public Relation/ Advertisement	885,624.00	885,646.00	0.00







# CROSS RIVER STATE CHART OF ACCOUNT 2020

## ECONOMIC

### 027000200100 CTRRA Commercial. Transport Regulatory./Regulatory Agency

Fund	Administrative	Programme	Funcic	Geo	Economic	Description	Approved Budget 2020	Approved Provision 2019	Actual Rev./Exp. Jan -Aug 2019
02101	027000200100	0000000000000000	00000	50910899	22020601	Security Services	1,000,000.00	1,000,000.00	0.00
<b>22021000 MISCELLANEOUS EXPENSES GENERAL</b>							<b>329,046.00</b>	<b>329,046.00</b>	<b>0.00</b>
02101	027000200100	0000000000000000	00000	50910899	22021057	Entertainment at Meetings	280,000.00	280,000.00	0.00
02101	027000200100	0000000000000000	00000	50910899	22021003	Publicity and Advertisements	49,046.00	49,046.00	0.00
<b>CONSOLIDATED REVENUE CHARGES</b>							<b>4,189,806.92</b>	<b>17,164,861.00</b>	<b>0.00</b>
02101	027000200100	0000000000000000	00000	50910899	21010103	Consolidated Revenue Fund Charge- Salaries	4,189,806.92	17,164,861.00	0.00
<b>CAPITAL EXPENDITURE</b>							<b>52,000,000.00</b>	<b>52,000,000.00</b>	
03101	027000200100	009900000029504	70131	50910899	23010112	Purchase of Office Furniture	4,000,000.00	4,000,000.00	
03101	027000200100	009900000029508	70131	50910899	23050114	Training / Retraining of Enforcement Team	2,500,000.00	2,500,000.00	
03101	027000200100	009900000029507	70131	50910899	23050115	purchase of Reflective Vest for Commercial motorcycle Operator	2,000,000.00	2,000,000.00	
03101	027000200100	009900000029505	70161	50910899	23050106	Sensitization of Government Policy to the Public	1,500,000.00	1,500,000.00	
03101	027000200100	009900000029503	70133	50910899	23050110	Enforcement of Compliance by Commercial Motorcycle Operator	3,000,000.00	3,000,000.00	
03101	027000200100	009900000029502	70451	50910899	23050110	Purchase of Clamps	1,000,000.00	1,000,000.00	
03101	027000200100	009900000029506	70131	50910899	23030120	Renovation of Offices	8,000,000.00	8,000,000.00	
03101	027000200100	009900000029501	70131	50910899	23050114	Recruitment and training of enforcement staff of CTRA	30,000,000.00	30,000,000.00	

#### SUMMARY

<b>Recurrent Revenue</b>	67,800,000.00	120,000,000.00	5,962,000.00
<b>Capital Receipts</b>			0.00
<b>TOTAL</b>	<b>67,800,000.00</b>	<b>120,000,000.00</b>	<b>5,962,000.00</b>
<b>Personnel Cost</b>	8,716,691.70	6,593,089.00	0.00
<b>Overhead Cost</b>	6,000,000.00	6,001,799.00	0.00
<b>Consolidated Revenue Charges</b>	4,189,806.92	17,164,861.00	0.00
<b>SUB-TOTAL</b>	<b>18,906,498.62</b>	<b>29,759,749.00</b>	<b>0.00</b>
<b>Capital Expenditure</b>	52,000,000.00	52,000,000.00	
<b>TOTAL</b>	<b>70,906,498.62</b>	<b>81,759,749.00</b>	<b>0.00</b>






# CROSS RIVER STATE CHART OF ACCOUNT 2020

## ECONOMIC

### 027000200200 MSDP MINISTRY OF SPECIAL DUTIES AND PROJECTS

Fund	Administrative	Programme	Funcit	Geo	Economic	Description	Approved Budget 2020	Approved Provision 2019	Actual Rev./Exp. Jan -Aug 2019
<b>PERSONNEL COST</b>							<b>30,491,455.68</b>	<b>51,720,634.88</b>	<b>0.00</b>
<b>21010100 SALARIES AND WAGES</b>							<b>15,365,023.42</b>	<b>26,221,729.04</b>	<b>0.00</b>
02101	027000200200	0000000000000000	00000	50910899	21010101	Salary	15,365,023.42	26,221,729.04	0.00
<b>21020100 ALLOWANCES</b>							<b>15,126,432.26</b>	<b>25,498,905.84</b>	<b>0.00</b>
02101	027000200200	0000000000000000	00000	50910899	21020109	Entertainment	1,202,570.07	1,509,483.05	0.00
02101	027000200200	0000000000000000	00000	50910899	21020106	Transport	2,167,468.32	3,697,263.80	0.00
02101	027000200200	0000000000000000	00000	50910899	21020108	Domestic Servant	1,758,373.00	2,907,495.44	0.00
02101	027000200200	0000000000000000	00000	50910899	21020105	Rent	7,682,511.76	13,110,864.53	0.00
02101	027000200200	0000000000000000	00000	50910899	21020104	Meal Subsidy_21020104	487,071.24	831,228.80	0.00
02101	027000200200	0000000000000000	00000	50910899	21020103	Leave Grant	1,536,502.36	2,622,172.90	0.00
02101	027000200200	0000000000000000	00000	50910899	21020101	Non Regular Allowances	0.00	300,000.00	0.00
02101	027000200200	0000000000000000	00000	50910899	21020107	Utility	291,935.51	520,397.32	0.00
<b>OVERHEAD COST</b>							<b>14,338,868.00</b>	<b>14,338,868.00</b>	<b>0.00</b>
<b>22020100 TRAVEL AND TRANSPORT - GENERAL</b>							<b>923,040.00</b>	<b>923,040.00</b>	<b>0.00</b>
02101	027000200200	0000000000000000	00000	50910899	22020102	Local Travel and Transport	923,040.00	923,040.00	0.00
<b>22020200 UTILITIES - GENERAL</b>							<b>6,646,240.00</b>	<b>6,646,240.00</b>	<b>0.00</b>
02101	027000200200	0000000000000000	00000	50910899	22020212	Mails, Courier, Diplomatic Mail	19,680.00	19,680.00	0.00
02101	027000200200	0000000000000000	00000	50910899	22020211	Other Utility	6,626,560.00	6,626,560.00	0.00
<b>22020300 MATERIALS AND SUPPLIES - GENERAL</b>							<b>704,400.00</b>	<b>704,400.00</b>	<b>0.00</b>
02101	027000200200	0000000000000000	00000	50910899	22020305	Printing Of Non Security Documents	288,000.00	288,000.00	0.00
02101	027000200200	0000000000000000	00000	50910899	22020306	Printing Of Security Documents	9,600.00	9,600.00	0.00
02101	027000200200	0000000000000000	00000	50910899	22020315	Office Material And Supplies	406,800.00	406,800.00	0.00
<b>22020400 MAINTENANCE SERVICES - GENERAL</b>							<b>4,828,276.00</b>	<b>4,828,276.00</b>	<b>0.00</b>
02101	027000200200	0000000000000000	00000	50910899	22020401	Maintenance Of Motor Vehicle/Transport Equipment	1,182,096.00	1,182,096.00	0.00
02101	027000200200	0000000000000000	00000	50910899	22020402	Maintenance Of Office Furniture	701,740.00	701,740.00	0.00
02101	027000200200	0000000000000000	00000	50910899	22020404	Maintenance Of Office / It Equipments	678,600.00	678,600.00	0.00
02101	027000200200	0000000000000000	00000	50910899	22020415	Maintenance Of Office Equipments	999,360.00	999,360.00	0.00
02101	027000200200	0000000000000000	00000	50910899	22020414	Maintenance Of Computer And It Equipments	1,266,480.00	1,266,480.00	0.00
<b>22020600 OTHER SERVICES - GENERAL</b>							<b>7,680.00</b>	<b>7,680.00</b>	<b>0.00</b>
02101	027000200200	0000000000000000	00000	50910899	22020639	Press And Public Relation/ Advertisement	7,680.00	7,680.00	0.00
<b>22020900 FINANCIAL CHARGES - GENERAL</b>							<b>60,480.00</b>	<b>60,480.00</b>	<b>0.00</b>
02101	027000200200	0000000000000000	00000	50910899	22020901	Bank Charges (Other Than Interest)	60,480.00	60,480.00	0.00
<b>22021000 MISCELLANEOUS EXPENSES GENERAL</b>							<b>1,168,752.00</b>	<b>1,168,752.00</b>	<b>0.00</b>
02101	027000200200	0000000000000000	00000	50910899	22021052	Financial Assistance	273,600.00	273,600.00	0.00
02101	027000200200	0000000000000000	00000	50910899	22021003	Publicity and Advertisements	223,680.00	223,680.00	0.00
02101	027000200200	0000000000000000	00000	50910899	22021047	Servicom	50,400.00	50,400.00	0.00
02101	027000200200	0000000000000000	00000	50910899	22021053	Hospitality_22021053	468,000.00	468,000.00	0.00
02101	027000200200	0000000000000000	00000	50910899	22021057	Entertainment at Meetings	153,072.00	153,072.00	0.00
<b>CONSOLIDATED REVENUE CHARGES</b>							<b>9,895,762.16</b>	<b>9,895,762.16</b>	<b>5,572,989.80</b>






# CROSS RIVER STATE CHART OF ACCOUNT 2020

## ECONOMIC

### 027000200200 MSDP MINISTRY OF SPECIAL DUTIES AND PROJECTS

Fund	Administrative	Programme	Func	Geo	Economic	Description	Approved Budget 2020	Approved Provision 2019	Actual Rev./Exp. Jan -Aug 2019
02101	027000200200	0000000000000000	00000	50910899	21010103	Consolidated Revenue Fund Charge- Salaries	9,895,762.16	9,895,762.16	5,572,989.80
<b>CAPITAL EXPENDITURE</b>							<b>5,865,456,778.58</b>	<b>4,530,578,808.58</b>	
03101	027000200200	099000000004207	70436	50910899	32010312	Energy City	33,500,000.00	33,500,000.00	
03101	027000200200	099000000004216	70131	50910899	23030116	VIP Lounge at Margaret Ekpo International Airport	200,000,000.00	19,500,000.00	
03101	027000200200	099000000004215	70443	50910899	23050115	Completion/Conversion of New Cafeteria Complex to Multi-Purpose Hall, Crutech	78,870,350.00	78,870,350.00	
03101	027000200200	099000000004214	70443	50910899	23020116	Design and Construction of River/ Water Park	1,000,000,000.00	800,000,000.00	
03101	027000200200	099000000004213	70133	50910899	23050110	Corporate Social Responsibility of the Ministry	500,000,000.00	500,000,000.00	
03101	027000200200	099000000004212	70231	50910899	23010142	Equipping of 3 General Hospital at Obudu/Bekwarra/Boki	70,200,000.00	70,200,000.00	
03101	027000200200	099000000004211	70443	50910899	23020104	Construction of Nyaghasang Viewing Centre	30,000,000.00	30,000,000.00	
03101	027000200200	099000000001809	71061	50910899	23020101	Construction of new Guest House	600,000,000.00		
03101	027000200200	099000000004209	70443	50910899	23020107	Design and Construction of World Class Pre-Primary and Primary Schools in 3 Ssnatorial Districts of the State		1,800,000.00	
03101	027000200200	099000000004233	70443	50910899	23020101	Design and Construction of Government Offices and Buildings			
03101	027000200200	0990000000018008	70131	50910899	23050101	Provision of study tour,exchange program & quick emergency intervention service	3,000,000.00	3,000,000.00	
03101	027000200200	099000000004210	70443	50910899	23030120	Rehabilitation (with complete Re-Roofing) of the Central Library Complex, Calabar.	30,000,000.00	30,000,000.00	
03101	027000200200	099000000004205	70411	50910899	32020201	Investment in Monorail	0.00	406,250,000.00	
03101	027000200200	099000000004234	70133	50910899	23010113	Purchase of Server and Desktop Computers	3,250,000.00	325,000.00	
03101	027000200200	0990000000018001	70621	50910899	23020102	Design and Construction of Obol Lapon (Yakurr) Palace	500,000,000.00	200,000,000.00	
03101	027000200200	0990000000018002	70621	50910899	23020102	Design and Construction of Obudu Palace	500,000,000.00	200,000,000.00	
03101	027000200200	0990000000018003	71061	50910899	23030101	Renovation of Presidential Lodge Annex in Calabar	200,000,000.00	50,000,000.00	
03101	027000200200	0990000000018004	70611	50910899	23020102	Contruction of Obong of Calabar new Ultra-Modern Palace in the Ancient City of Calabar	600,000,000.00	300,000,000.00	
03101	027000200200	0990000000018005	70611	50910899	23030101	Renovation of Chief Judge Lodge in Calabar	100,000,000.00	50,000,000.00	
03101	027000200200	0990000000018006	70971	50910899	23030120	Provision to ensure Service Delivery to Emergency Situation	200,000,000.00		
03101	027000200200	0990000000018007	70131	50910899	23010112	Purchase of Office Furniture and Equipment	3,586,000.00	3,586,000.00	
03101	027000200200	099000000004219	70611	50910899	23040104	Model Glass Factory in Calabar, Cross River State(Ware House)	42,250,000.00	42,250,000.00	
03101	027000200200	099000000004204	70443	50910899	23020104	Design and Construction of Fabrication Academy		975,000,000.00	
03101	027000200200	099000000004229	70443	50910899	23030103	Rehabilitation of Ikom and Ogoja Guest Houses		55,000,000.00	
03101	027000200200	099000000004208	70133	50910899	23030106	Establishment of 3 model Schools		97,175,000.00	
03101	027000200200	099000000004217	70621	50910899	23050112	Development of Utanga Safari lodges	19,500,000.00	19,500,000.00	
03101	027000200200	099000000004218	70611	50910899	23050110	Development of Ogoja,Ikom Stadium	100,000,000.00	100,000,000.00	
03101	027000200200	099000000004202	70443	50910899	23020101	Design and Construction of 5 Star Hotel	1,000,000.00	1,000,000.00	
03101	027000200200	099000000004203	70443	50910899	23020102	Design and Construction of Equipment Institute	1,000,000.00	1,000,000.00	
03101	027000200200	099000000004201	70424	50910899	23020101	Local Government Service Commission Secretariat Head Quarters Project	84,500,000.00	84,500,000.00	
03101	027000200200	099000000004231	70443	50910899	23020105	Construction/Rehabilitation of Traditional Rulers Palaces	130,000,000.00	130,000,000.00	





# CROSS RIVER STATE CHART OF ACCOUNT 2020

## ECONOMIC

### 027000200200 MSDP MINISTRY OF SPECIAL DUTIES AND PROJECTS

Fund	Administrative	Programme	Functic	Geo	Economic	Description	Approved Budget 2020	Approved Provision 2019	Actual Rev./Exp. Jan -Aug 2019
03101	027000200200	099000000001810	71061	50910899	23030120	Maintenance of all Govt Guest House & Lodges	600,000,000.00		
03101	027000200200	099000000004206	70443	50910899	23020114	Akamkpa toll road Construction			
03101	027000200200	099000000004220	70621	50910899	32010918	In - door Sport Hall Calabar			
03101	027000200200	099000000004232	70443	50910899	32010210	Development of Obudu Dam	2,000,000.00	2,000,000.00	
03101	027000200200	099000000004228	70443	50910899	23020101	Reconstruction/Rehabilitationm of Existing Buildings at Former Court of Appeal, Moore Road, Calabar.	88,283,069.08	88,283,069.08	
03101	027000200200	099000000004221	70621	50910899	23050110	Urban / Regional Development Master Plan	6,500,000.00	6,500,000.00	
03101	027000200200	099000000004222	70131	50910899	23030120	Renovation/Rehabilitation of Government Offices/Building	100,000,000.00	100,000,000.00	
03101	027000200200	099000000004223	70443	50910899	23020101	Construction/Completion of New Government Guest Houses in the State		11,322,030.00	
03101	027000200200	099000000004224	70131	50910899	23030120	Major Renovation of Government Lodge - Ikom		1,000,000.00	
03101	027000200200	099000000004225	70131	50910899	23030121	Major Renovation of Government Lodge - Ogoja		1,000,000.00	
03101	027000200200	099000000004226	70474	50910899	32011002	Project Management Services	20,000,000.00	20,000,000.00	
03101	027000200200	099000000004227	70443	50910899	23020108	Reconstruction of Burnt Akim Police Station (Completion)	18,017,359.50	18,017,359.50	

#### SUMMARY

#### Recurrent Revenue

#### Capital Receipts

0.00

#### TOTAL

#### Personnel Cost

30,491,455.68

51,720,634.88

0.00

#### Overhead Cost

14,338,868.00

14,338,868.00

0.00

#### Consolidated Revenue Charges

9,895,762.16

9,895,762.16

5,572,989.80

#### SUB-TOTAL

54,726,085.84

75,955,265.04

5,572,989.80

#### Capital Expenditure

5,865,456,778.58

4,530,578,808.58

#### TOTAL

**5,920,182,864.42**

**4,606,534,073.62**

**5,572,989.80**






# CROSS RIVER STATE CHART OF ACCOUNT 2020

## ECONOMIC

### 027000200300 CBPPP CRS BUREAU FOR PUBLIC, PRIVATE PARTNERSHIP

Fund	Administrative	Programme	Func	Geo	Economic	Description	Approved Budget 2020	Approved Provision 2019	Actual Rev./Exp. Jan -Aug 2019
<b>RECURRENT REVENUE</b>							<b>5,000,000.00</b>	<b>5,000,000.00</b>	<b>0.00</b>
<b>14070100 EXTRAORDINARY ITEMS_14070100</b>							<b>5,000,000.00</b>	<b>5,000,000.00</b>	<b>0.00</b>
02101	027000200300	0000000000000000	00000	50910899	14070122	Miscellaneous Revenue From Bureau For Public, Private Partnership	5,000,000.00	5,000,000.00	0.00
<b>PERSONNEL COST</b>							<b>21,064,605.28</b>	<b>21,064,605.28</b>	<b>0.00</b>
<b>21010100 SALARIES AND WAGES</b>							<b>10,388,895.28</b>	<b>10,388,895.28</b>	<b>0.00</b>
02101	027000200300	0000000000000000	00000	50910899	21010101	Salary	10,388,895.28	10,388,895.28	0.00
<b>21020100 ALLOWANCES</b>							<b>10,675,710.00</b>	<b>10,675,710.00</b>	<b>0.00</b>
02101	027000200300	0000000000000000	00000	50910899	21020127	Furniture Allowance	2,073,600.00	2,073,600.00	0.00
02101	027000200300	0000000000000000	00000	50910899	21020109	Entertainment	915,300.00	915,300.00	0.00
02101	027000200300	0000000000000000	00000	50910899	21020103	Leave Grant	1,039,089.00	1,039,089.00	0.00
02101	027000200300	0000000000000000	00000	50910899	21020108	Domestic Servant	963,900.00	963,900.00	0.00
02101	027000200300	0000000000000000	00000	50910899	21020106	Transport	939,454.00	939,454.00	0.00
02101	027000200300	0000000000000000	00000	50910899	21020104	Meal Subsidy_21020104	219,086.00	219,086.00	0.00
02101	027000200300	0000000000000000	00000	50910899	21020107	Utility	585,033.00	585,033.00	0.00
02101	027000200300	0000000000000000	00000	50910899	21020105	Rent	3,632,448.00	3,632,448.00	0.00
02101	027000200300	0000000000000000	00000	50910899	21020135	Medical Allowance	307,800.00	307,800.00	0.00
<b>OVERHEAD COST</b>							<b>2,313,444.00</b>	<b>2,313,444.00</b>	<b>400,000.00</b>
<b>22020100 TRAVEL AND TRANSPORT - GENERAL</b>							<b>600,944.00</b>	<b>600,944.00</b>	<b>400,000.00</b>
02101	027000200300	0000000000000000	00000	50910899	22020101	Local Travel and Transport	600,944.00	600,944.00	400,000.00
<b>22020200 UTILITIES - GENERAL</b>							<b>60,000.00</b>	<b>60,000.00</b>	<b>0.00</b>
02101	027000200300	0000000000000000	00000	50910899	22020212	Mails, Courier, Diplomatic Mail	20,000.00	20,000.00	0.00
02101	027000200300	0000000000000000	00000	50910899	22020202	Telephone Charges	40,000.00	40,000.00	0.00
<b>22020300 MATERIALS AND SUPPLIES - GENERAL</b>							<b>340,000.00</b>	<b>340,000.00</b>	<b>0.00</b>
02101	027000200300	0000000000000000	00000	50910899	22020315	Office Material And Supplies	190,000.00	190,000.00	0.00
02101	027000200300	0000000000000000	00000	50910899	22020316	Computer Materials And Supplies_22020316	150,000.00	150,000.00	0.00
<b>22020400 MAINTENANCE SERVICES - GENERAL</b>							<b>600,000.00</b>	<b>600,000.00</b>	<b>0.00</b>
02101	027000200300	0000000000000000	00000	50910899	22020401	Maintenance Of Motor Vehicle/Transport Equipment	370,000.00	370,000.00	0.00
02101	027000200300	0000000000000000	00000	50910899	22020405	Maintenance Of Plants/Generators	80,000.00	80,000.00	0.00
02101	027000200300	0000000000000000	00000	50910899	22020414	Maintenance Of Computer And It Equipments	50,000.00	50,000.00	0.00
02101	027000200300	0000000000000000	00000	50910899	22020415	Maintenance Of Office Equipments	50,000.00	50,000.00	0.00
02101	027000200300	0000000000000000	00000	50910899	22020402	Maintenance Of Office Furniture	50,000.00	50,000.00	0.00
<b>22020600 OTHER SERVICES - GENERAL</b>							<b>50,000.00</b>	<b>50,000.00</b>	<b>0.00</b>
02101	027000200300	0000000000000000	00000	50910899	22020639	Press And Public Relation/ Advertisement	50,000.00	50,000.00	0.00
<b>22021000 MISCELLANEOUS EXPENSES GENERAL</b>							<b>662,500.00</b>	<b>662,500.00</b>	<b>0.00</b>
02101	027000200300	0000000000000000	00000	50910899	22021057	Entertainment at Meetings	662,500.00	662,500.00	0.00
<b>CONSOLIDATED REVENUE CHARGES</b>							<b>22,185,423.00</b>	<b>22,185,423.00</b>	<b>25,930,780.00</b>
02101	027000200300	0000000000000000	00000	50910899	21010103	Consolidated Revenue Fund Charge- Salaries	22,185,423.00	22,185,423.00	25,930,780.00
<b>CAPITAL EXPENDITURE</b>							<b>1,185,000,000.00</b>	<b>1,185,000,000.00</b>	





# CROSS RIVER STATE CHART OF ACCOUNT 2020

## ECONOMIC

### 027000200300 CBPPP CRS BUREAU FOR PUBLIC, PRIVATE PARTNERSHIP

Fund	Administrative	Programme	Functic	Geo	Economic	Description	Approved Budget 2020	Approved Provision 2019	Actual Rev./Exp. Jan -Aug 2019
03101	027000200300	099000000002802	70133	50910899	23010139	Procurement of Office Equipment	5,000,000.00	5,000,000.00	
03101	027000200300	099000000002807	70133	50910899	32030106	Interative Website BPPP	30,000,000.00	30,000,000.00	
03101	027000200300	099000000002806	70131	50910899	23050101	Prelimiary /Feasibility Studies of Investment Opportunities in the State of Budget 20179 (Solicited projects0	1,000,000,000.00	1,000,000,000.00	
03101	027000200300	099000000002805	70131	50910899	23050101	Capacity Building Workshop on Public Private Partnership in all the MDAs in the State	30,000,000.00	30,000,000.00	
03101	027000200300	099000000002803	70421	50910899	32030104	Off Shore Trading	20,000,000.00	20,000,000.00	
03101	027000200300	099000000002801	70131	50910899	23050101	Consultancy	50,000,000.00	50,000,000.00	
03101	027000200300	099000000002804	70451	50910899	32020120	Investment on Roadshow	50,000,000.00	50,000,000.00	

#### SUMMARY

<b>Recurrent Revenue</b>	5,000,000.00	5,000,000.00	0.00
<b>Capital Receipts</b>			0.00
<b>TOTAL</b>	<b>5,000,000.00</b>	<b>5,000,000.00</b>	<b>0.00</b>
<b>Personnel Cost</b>	21,064,605.28	21,064,605.28	0.00
<b>Overhead Cost</b>	2,313,444.00	2,313,444.00	400,000.00
<b>Consolidated Revenue Charges</b>	22,185,423.00	22,185,423.00	25,930,780.00
<b>SUB-TOTAL</b>	<b>45,563,472.28</b>	<b>45,563,472.28</b>	<b>26,330,780.00</b>
<b>Capital Expenditure</b>	1,185,000,000.00	1,185,000,000.00	
<b>TOTAL</b>	<b>1,230,563,472.28</b>	<b>1,230,563,472.28</b>	<b>26,330,780.00</b>

30-2-2020  
 CERTIFIED TRUE COPY




# CROSS RIVER STATE CHART OF ACCOUNT 2020

## ECONOMIC

### 027000200400 SAGO SPECIAL ADVISER, GOVERNOR'S OFFICE/EVENT MANAGEMENT

Fund	Administrative	Programme	Functic	Geo	Economic	Description	Approved Budget 2020	Approved Provision 2019	Actual Rev./Exp. Jan -Aug 2019
<b>RECURRENT REVENUE</b>							<b>157,000,000.00</b>	<b>157,000,000.00</b>	<b>0.00</b>
<b>12020600 SALES - GENERAL</b>							<b>65,000,000.00</b>	<b>65,000,000.00</b>	<b>0.00</b>
02101	027000200400	0000000000000000	00000	50910899	12020626	Sales Of T-Shirt	63,000,000.00	63,000,000.00	0.00
02101	027000200400	0000000000000000	00000	50910899	12020627	Ticket Sale	2,000,000.00	2,000,000.00	0.00
<b>12020900 RENT ON LAND AND OTHERS - GENERAL</b>							<b>32,000,000.00</b>	<b>32,000,000.00</b>	<b>0.00</b>
02101	027000200400	0000000000000000	00000	50910899	12020908	Rentals Of Equipment	30,000,000.00	30,000,000.00	0.00
02101	027000200400	0000000000000000	00000	50910899	12020909	Stores Rentals	2,000,000.00	2,000,000.00	0.00
<b>12023000 SALES GENERAL (CONT.)</b>							<b>60,000,000.00</b>	<b>60,000,000.00</b>	<b>0.00</b>
02101	027000200400	0000000000000000	00000	50910899	12023134	Hiring of CICC	60,000,000.00	60,000,000.00	0.00
<b>CAPITAL RECIEPTS</b>							<b>350,000,000.00</b>	<b>100,000,000.00</b>	<b>0.00</b>
<b>14020200 OTHER CAPITAL RECEIPTS_14020200</b>							<b>350,000,000.00</b>	<b>100,000,000.00</b>	<b>0.00</b>
02101	027000200400	0000000000000000	00000	50910899	14020219	Sponsorship	350,000,000.00	100,000,000.00	0.00
<b>OVERHEAD COST</b>							<b>5,317,000.00</b>	<b>25,407,000.00</b>	<b>0.00</b>
<b>22020100 TRAVEL AND TRANSPORT - GENERAL</b>							<b>2,092,000.00</b>	<b>22,092,000.00</b>	<b>0.00</b>
02101	027000200400	0000000000000000	00000	50910899	22020102	Local Travel and Transport	2,092,000.00	22,092,000.00	0.00
<b>22020200 UTILITIES - GENERAL</b>							<b>40,000.00</b>	<b>30,000.00</b>	<b>0.00</b>
02101	027000200400	0000000000000000	00000	50910899	22020202	Telephone Charges	18,000.00	18,000.00	0.00
02101	027000200400	0000000000000000	00000	50910899	22020212	Mails, Courier, Diplomatic Mail	22,000.00	12,000.00	0.00
<b>22020300 MATERIALS AND SUPPLIES - GENERAL</b>							<b>1,545,000.00</b>	<b>1,605,000.00</b>	<b>0.00</b>
02101	027000200400	0000000000000000	00000	50910899	22020315	Office Material And Supplies	683,800.00	716,000.00	0.00
02101	027000200400	0000000000000000	00000	50910899	22020316	Computer Materials And Supplies_22020316	861,200.00	889,000.00	0.00
<b>22020400 MAINTENANCE SERVICES - GENERAL</b>							<b>1,325,000.00</b>	<b>1,365,000.00</b>	<b>0.00</b>
02101	027000200400	0000000000000000	00000	50910899	22020414	Maintenance Of Computer And It Equipments	300,000.00	300,000.00	0.00
02101	027000200400	0000000000000000	00000	50910899	22020401	Maintenance Of Motor Vehicle/Transport Equipment	820,000.00	840,000.00	0.00
02101	027000200400	0000000000000000	00000	50910899	22020415	Maintenance Of Office Equipments	205,000.00	225,000.00	0.00
<b>22020900 FINANCIAL CHARGES - GENERAL</b>							<b>315,000.00</b>	<b>315,000.00</b>	<b>0.00</b>
02101	027000200400	0000000000000000	00000	50910899	22020901	Bank Charges (Other Than Interest)	315,000.00	315,000.00	0.00
<b>CONSOLIDATED REVENUE CHARGES</b>							<b>4,800,000.00</b>	<b>4,800,000.00</b>	<b>0.00</b>
02101	027000200400	0000000000000000	00000	50910899	21010103	Consolidated Revenue Fund Charge- Salaries	4,800,000.00	4,800,000.00	0.00
<b>CAPITAL EXPENDITURE</b>							<b>48,820,000,000.00</b>	<b>13,336,000,000.00</b>	
03101	027000200400	099000000001713	70473	50910899	23050104	Other Events(Yam Festival and Miss Nigeria)	300,000,000.00	300,000,000.00	
03101	027000200400	099000000001710	70473	50910899	23050104	Christmas Festival Activities	1,000,000,000.00	650,000,000.00	
03101	027000200400	099000000001715	70661	50910899	23020118	New development Area Design / Infrastructure	25,000,000.00	25,000,000.00	
03101	027000200400	099000000001712	70442	50910899	23020118	Callywood - Production/ Equipment	1,000,000,000.00	1,000,000,000.00	
03101	027000200400	099000000001711	70132	50910899	23020127	I.C.T Management	5,000,000.00	1,000,000.00	
03101	027000200400	099000000001705	70472	50910899	23050105	Design and Construction of 7 Star Hotels CICC	50,000,000.00	50,000,000.00	
03101	027000200400	099000000001702	70473	50910899	32010405	Purchase of Convertible cars, charts and power bikes for carnival celebration	20,000,000,000.00	120,000,000.00	
03101	027000200400	099000000001701	70161	50910899	23050115	CRS Direct Labour Project	10,000,000,000.00	1,000,000,000.00	







## CROSS RIVER STATE CHART OF ACCOUNT 2020

### ECONOMIC

#### 027000200400 SAGO SPECIAL ADVISER, GOVERNOR'S OFFICE/EVENT MANAGEMENT

Fund	Administrative	Programme	Func	Geo	Economic	Description	Approved Budget 2020	Approved Provision 2019	Actual Rev./Exp. Jan -Aug 2019
03101	027000200400	099000000001709	70460	50910899	23050104	Procurement of Technical Equipment	20,000,000.00	20,000,000.00	
03101	027000200400	990000000030331	70161	50910899	23050110	Black African Music Concert	500,000,000.00		
03101	027000200400	099000000001716	70473	50910899	23020112	Golf Course	20,000,000.00	20,000,000.00	
03101	027000200400	990000000030326	70161	50910899	23050110	African Festival of Art & Culture (Africult)	5,000,000,000.00		
03101	027000200400	990000000030329	70161	50910899	23050110	Leboku Festival Celebration	50,000,000.00		
03101	027000200400	099000000001714	70472	50910899	23030120	Calabar Convention Centre	150,000,000.00	150,000,000.00	
03101	027000200400	990000000030327	70161	50910899	23050110	North Fest Celebration	500,000,000.00		
03101	027000200400	990000000030328	70161	50910899	23050110	Miss African Beauty Pageant	200,000,000.00		
03101	027000200400	099000000001704	70113	50910899	23050104	Emergency Intervention Fund	10,000,000,000.00	10,000,000,000.00	

#### SUMMARY

<b>Recurrent Revenue</b>	157,000,000.00	157,000,000.00	0.00
<b>Capital Receipts</b>	350,000,000.00	100,000,000.00	0.00
<b>TOTAL</b>	<b>507,000,000.00</b>	<b>257,000,000.00</b>	<b>0.00</b>
<b>Personnel Cost</b>			0.00
<b>Overhead Cost</b>	5,317,000.00	25,407,000.00	0.00
<b>Consolidated Revenue Charges</b>	4,800,000.00	4,800,000.00	0.00
<b>SUB-TOTAL</b>	10,117,000.00	30,207,000.00	0.00
<b>Capital Expenditure</b>	48,820,000,000.00	13,336,000,000.00	
<b>TOTAL</b>	<b>48,830,117,000.00</b>	<b>13,366,207,000.00</b>	<b>0.00</b>

30-2-2020





# CROSS RIVER STATE CHART OF ACCOUNT 2020

## ECONOMIC

### 027000200500 CQREB CRS QUARRY REGULATION AND ENVIRONMENTAL BOARD

Fund	Administrative	Programme	Functic	Geo	Economic	Description	Approved Budget 2020	Approved Provision 2019	Actual Rev./Exp. Jan -Aug 2019
<b>OVERHEAD COST</b>							<b>4,350,000.00</b>	<b>4,350,000.00</b>	<b>0.00</b>
<b>22020100 TRAVEL AND TRANSPORT - GENERAL</b>							<b>2,000,000.00</b>	<b>2,000,000.00</b>	<b>0.00</b>
02101	027000200500	0000000000000000	00000	50910899	22020101	Local Travel and Transport	2,000,000.00	2,000,000.00	0.00
<b>22020200 UTILITIES - GENERAL</b>							<b>260,000.00</b>	<b>260,000.00</b>	<b>0.00</b>
02101	027000200500	0000000000000000	00000	50910899	22020202	Telephone Charges	160,000.00	160,000.00	0.00
02101	027000200500	0000000000000000	00000	50910899	22020212	Mails, Courier, Diplomatic Mail	100,000.00	100,000.00	0.00
<b>22020300 MATERIALS AND SUPPLIES - GENERAL</b>							<b>640,000.00</b>	<b>640,000.00</b>	<b>0.00</b>
02101	027000200500	0000000000000000	00000	50910899	22020316	Computer Materials And Supplies_22020316	200,000.00	200,000.00	0.00
02101	027000200500	0000000000000000	00000	50910899	22020305	Printing Of Non Security Documents	200,000.00	200,000.00	0.00
02101	027000200500	0000000000000000	00000	50910899	22020315	Office Material And Supplies	240,000.00	240,000.00	0.00
<b>22020400 MAINTENANCE SERVICES - GENERAL</b>							<b>950,000.00</b>	<b>950,000.00</b>	<b>0.00</b>
02101	027000200500	0000000000000000	00000	50910899	22020414	Maintenance Of Computer And It Equipments	50,000.00	50,000.00	0.00
02101	027000200500	0000000000000000	00000	50910899	22020401	Maintenance Of Motor Vehicle/Transport Equipment	500,000.00	500,000.00	0.00
02101	027000200500	0000000000000000	00000	50910899	22020402	Maintenance Of Office Furniture	250,000.00	250,000.00	0.00
02101	027000200500	0000000000000000	00000	50910899	22020415	Maintenance Of Office Equipments	150,000.00	150,000.00	0.00
<b>22020500 TRAINING - GENERAL</b>							<b>100,000.00</b>	<b>100,000.00</b>	<b>0.00</b>
02101	027000200500	0000000000000000	00000	50910899	22020501	Local Training	100,000.00	100,000.00	0.00
<b>22020600 OTHER SERVICES - GENERAL</b>							<b>100,000.00</b>	<b>100,000.00</b>	<b>0.00</b>
02101	027000200500	0000000000000000	00000	50910899	22020639	Press And Public Relation/ Advertisement	100,000.00	100,000.00	0.00
<b>22021000 MISCELLANEOUS EXPENSES GENERAL</b>							<b>300,000.00</b>	<b>300,000.00</b>	<b>0.00</b>
02101	027000200500	0000000000000000	00000	50910899	22021057	Entertainment at Meetings	200,000.00	200,000.00	0.00
02101	027000200500	0000000000000000	00000	50910899	22021047	Servicom	100,000.00	100,000.00	0.00
<b>CONSOLIDATED REVENUE CHARGES</b>							<b>20,400,000.00</b>	<b>20,400,000.00</b>	<b>0.00</b>
02101	027000200500	0000000000000000	00000	50910899	21010103	Consolidated Revenue Fund Charge- Salaries	20,400,000.00	20,400,000.00	0.00

#### SUMMARY

Recurrent Revenue		0.00
Capital Receipts		0.00
<b>TOTAL</b>		<b>0.00</b>
Personnel Cost		0.00
Overhead Cost	4,350,000.00	4,350,000.00
Consolidated Revenue Charges	20,400,000.00	20,400,000.00
SUB-TOTAL	24,750,000.00	24,750,000.00
Capital Expenditure		
<b>TOTAL</b>	<b>24,750,000.00</b>	<b>24,750,000.00</b>





# CROSS RIVER STATE CHART OF ACCOUNT 2020

## ECONOMIC

### 027000200600 CIWA CRS Inland Waterways Agency

Fund	Administrative	Programme	Funcit	Geo	Economic	Description	Approved Budget 2020	Approved Provision 2019	Actual Rev./Exp. Jan -Aug 2019
<b>PERSONNEL COST</b>							<b>33,975,400.00</b>	<b>0.00</b>	<b>0.00</b>
<b>21010100 SALARIES AND WAGES</b>							<b>18,720,000.00</b>	<b>0.00</b>	<b>0.00</b>
02101	027000200600	0000000000000000	00000	50910899	21010101	Salary	18,720,000.00	0.00	0.00
<b>21020100 ALLOWANCES</b>							<b>15,255,400.00</b>	<b>0.00</b>	<b>0.00</b>
02101	027000200600	0000000000000000	00000	50910899	21020107	Utility	1,497,600.00	0.00	0.00
02101	027000200600	0000000000000000	00000	50910899	21020104	Meal Subsidy_21020104	2,246,400.00	0.00	0.00
02101	027000200600	0000000000000000	00000	50910899	21020106	Transport	274,400.00	0.00	0.00
02101	027000200600	0000000000000000	00000	50910899	21020103	Leave Grant	1,877,000.00	0.00	0.00
02101	027000200600	0000000000000000	00000	50910899	21020105	Rent	9,360,000.00	0.00	0.00
<b>OVERHEAD COST</b>							<b>1,640,000.00</b>	<b>0.00</b>	<b>0.00</b>
<b>22020100 TRAVEL AND TRANSPORT - GENERAL</b>							<b>120,000.00</b>	<b>0.00</b>	<b>0.00</b>
02101	027000200600	0000000000000000	00000	50910899	22020101	Local Travel and Transport	120,000.00	0.00	0.00
<b>22020200 UTILITIES - GENERAL</b>							<b>200,000.00</b>	<b>0.00</b>	<b>0.00</b>
02101	027000200600	0000000000000000	00000	50910899	22020202	Telephone Charges	100,000.00	0.00	0.00
02101	027000200600	0000000000000000	00000	50910899	22020212	Mails, Courier, Diplomatic Mail	100,000.00	0.00	0.00
<b>22020300 MATERIALS AND SUPPLIES - GENERAL</b>							<b>160,000.00</b>	<b>0.00</b>	<b>0.00</b>
02101	027000200600	0000000000000000	00000	50910899	22020315	Office Material And Supplies	100,000.00	0.00	0.00
02101	027000200600	0000000000000000	00000	50910899	22020305	Printing Of Non Security Documents	60,000.00	0.00	0.00
<b>22020400 MAINTENANCE SERVICES - GENERAL</b>							<b>320,000.00</b>	<b>0.00</b>	<b>0.00</b>
02101	027000200600	0000000000000000	00000	50910899	22020417	Maintenance Of Office Building	50,000.00	0.00	0.00
02101	027000200600	0000000000000000	00000	50910899	22020414	Maintenance Of Computer And It Equipments	70,000.00	0.00	0.00
02101	027000200600	0000000000000000	00000	50910899	22020415	Maintenance Of Office Equipments	50,000.00	0.00	0.00
02101	027000200600	0000000000000000	00000	50910899	22020401	Maintenance Of Motor Vehicle/Transport Equipment	50,000.00	0.00	0.00
02101	027000200600	0000000000000000	00000	50910899	22020405	Maintenance Of Plants/Generators	50,000.00	0.00	0.00
02101	027000200600	0000000000000000	00000	50910899	22020402	Maintenance Of Office Furniture	50,000.00	0.00	0.00
<b>22020500 TRAINING - GENERAL</b>							<b>100,000.00</b>	<b>0.00</b>	<b>0.00</b>
02101	027000200600	0000000000000000	00000	50910899	22020501	Local Training	100,000.00	0.00	0.00
<b>22020600 OTHER SERVICES - GENERAL</b>							<b>95,000.00</b>	<b>0.00</b>	<b>0.00</b>
02101	027000200600	0000000000000000	00000	50910899	22020639	Press And Public Relation/ Advertisement	95,000.00	0.00	0.00
<b>22021000 MISCELLANEOUS EXPENSES GENERAL</b>							<b>645,000.00</b>	<b>0.00</b>	<b>0.00</b>
02101	027000200600	0000000000000000	00000	50910899	22021057	Entertainment at Meetings	500,000.00	0.00	0.00
02101	027000200600	0000000000000000	00000	50910899	22021047	Servicom	50,000.00	0.00	0.00
02101	027000200600	0000000000000000	00000	50910899	22021041	Contingency	95,000.00	0.00	0.00
<b>CONSOLIDATED REVENUE CHARGES</b>							<b>15,600,000.00</b>	<b>0.00</b>	<b>0.00</b>
02101	027000200600	0000000000000000	00000	50910899	21010103	Consolidated Revenue Fund Charge- Salaries	15,600,000.00	0.00	0.00

30-2-2020



# CROSS RIVER STATE CHART OF ACCOUNT 2020

## ECONOMIC

### 027000200600 CIWA CRS Inland Waterways Agency

<u>Fund</u>	<u>Administrative</u>	<u>Programme</u>	<u>Funcic</u>	<u>Geo</u>	<u>Economic</u>	<u>Description</u>	<u>Approved Budget 2020</u>	<u>Approved Provision 2019</u>	<u>Actual Rev./Exp.</u> <u>Jan -Aug 2019</u>
<b>SUMMARY</b>									
<b>Recurrent Revenue</b>									0.00
<b>Capital Receipts</b>									0.00
<b>TOTAL</b>									<b>0.00</b>
<b>Personnel Cost</b>							33,975,400.00	0.00	0.00
<b>Overhead Cost</b>							1,640,000.00	0.00	0.00
<b>Consolidated Revenue Charges</b>							15,600,000.00	0.00	0.00
SUB-TOTAL							51,215,400.00	0.00	0.00
<b>Capital Expenditure</b>									
<b>TOTAL</b>							<b>51,215,400.00</b>	<b>0.00</b>	<b>0.00</b>

30-20-19



**CROSS RIVER STATE CHART OF ACCOUNT 2020**

**ECONOMIC**

**027000200700 MGEE MINISTRY OF GRANTS AND ECONOMIC EMPOWERMENT**

Fund	Administrative	Programme	Functic	Geo	Economic	Description	Approved Budget 2020	Approved Provision 2019	Actual Rev./Exp. Jan -Aug 2019
<b>OVERHEAD COST</b>							<b>12,000,000.00</b>	<b>0.00</b>	<b>0.00</b>
<b>22020100 TRAVEL AND TRANSPORT - GENERAL</b>							<b>5,000,000.00</b>	<b>0.00</b>	<b>0.00</b>
02101	027000200700	0000000000000000	00000	50910899	22020102	Local Travel and Transport	5,000,000.00	0.00	0.00
<b>22020200 UTILITIES - GENERAL</b>							<b>400,000.00</b>	<b>0.00</b>	<b>0.00</b>
02101	027000200700	0000000000000000	00000	50910899	22020202	Telephone Charges	200,000.00	0.00	0.00
02101	027000200700	0000000000000000	00000	50910899	22020201	Electricity Charges	200,000.00	0.00	0.00
<b>22020300 MATERIALS AND SUPPLIES - GENERAL</b>							<b>1,600,000.00</b>	<b>0.00</b>	<b>0.00</b>
02101	027000200700	0000000000000000	00000	50910899	22020316	Computer Materials And Supplies_22020316	400,000.00	0.00	0.00
02101	027000200700	0000000000000000	00000	50910899	22020314	Other Material and Supplies	400,000.00	0.00	0.00
02101	027000200700	0000000000000000	00000	50910899	22020315	Office Material And Supplies	400,000.00	0.00	0.00
02101	027000200700	0000000000000000	00000	50910899	22020305	Printing Of Non Security Documents	400,000.00	0.00	0.00
<b>22020400 MAINTENANCE SERVICES - GENERAL</b>							<b>3,000,000.00</b>	<b>0.00</b>	<b>0.00</b>
02101	027000200700	0000000000000000	00000	50910899	22020401	Maintenance Of Motor Vehicle/Transport Equipment	600,000.00	0.00	0.00
02101	027000200700	0000000000000000	00000	50910899	22020420	Maintenance -Others Infrastructure (diesel)	300,000.00	0.00	0.00
02101	027000200700	0000000000000000	00000	50910899	22020417	Maintenance Of Office Building	600,000.00	0.00	0.00
02101	027000200700	0000000000000000	00000	50910899	22020415	Maintenance Of Office Equipments	500,000.00	0.00	0.00
02101	027000200700	0000000000000000	00000	50910899	22020414	Maintenance Of Computer And It Equipments	400,000.00	0.00	0.00
02101	027000200700	0000000000000000	00000	50910899	22020405	Maintenance Of Plants/Generators	400,000.00	0.00	0.00
02101	027000200700	0000000000000000	00000	50910899	22020402	Maintenance Of Office Furniture	200,000.00	0.00	0.00
<b>22020500 TRAINING - GENERAL</b>							<b>2,000,000.00</b>	<b>0.00</b>	<b>0.00</b>
02101	027000200700	0000000000000000	00000	50910899	22020501	Local Training	2,000,000.00	0.00	0.00
<b>CONSOLIDATED REVENUE CHARGES</b>							<b>5,118,893.28</b>	<b>0.00</b>	<b>0.00</b>
02101	027000200700	0000000000000000	00000	50910899	21010103	Consolidated Revenue Fund Charge- Salaries	5,118,893.28	0.00	0.00
<b>CAPITAL EXPENDITURE</b>							<b>7,515,000,000.00</b>		
03101	027000200700	9900000000030414	70621	50910899	23050114	World Youth Skill Day	5,000,000.00		
03101	027000200700	9900000000030413	70161	50910899	23050110	Youth Empowerment Scheme	30,000,000.00		
03101	027000200700	9900000000030418	70161	50910899	23050109	Venture Capital Fund Support	2,000,000,000.00		
03101	027000200700	9900000000030419	70133	50910899	23050109	New Business support Programme(Small Medium) Factory	780,000,000.00		
03101	027000200700	9900000000030420	70491	50910899	23050108	Ayade Business Connect	700,000,000.00		
03101	027000200700	9900000000030417	70122	50910899	23050109	Grants for Small Medium Industrialization	1,000,000,000.00		
03101	027000200700	9900000000030415	70112	50910899	23050109	Support to Bussiness Start up	1,000,000,000.00		
03101	027000200700	9900000000030416	70122	50910899	23050109	Grants for Business Start up	2,000,000,000.00		

30-2-2020



**CROSS RIVER STATE CHART OF ACCOUNT 2020**

**ECONOMIC**

**027000200700 MGEE MINISTRY OF GRANTS AND ECONOMIC EMPOWERMENT**

<u>Fund</u>	<u>Administrative</u>	<u>Programme</u>	<u>Func</u>	<u>Geo</u>	<u>Economic</u>	<u>Description</u>	<u>Approved Budget 2020</u>	<u>Approved Provision 2019</u>	<u>Actual Rev./Exp.</u> <u>Jan -Aug 2019</u>
<b>SUMMARY</b>									
<b>Recurrent Revenue</b>									0.00
<b>Capital Receipts</b>									0.00
<b>TOTAL</b>									<b>0.00</b>
<b>Personnel Cost</b>								0.00	0.00
<b>Overhead Cost</b>							12,000,000.00	0.00	0.00
<b>Consolidated Revenue Charges</b>							5,118,893.28	0.00	0.00
SUB-TOTAL							17,118,893.28	0.00	0.00
<b>Capital Expenditure</b>							7,515,000,000.00		
<b>TOTAL</b>							<b>7,532,118,893.28</b>	<b>0.00</b>	<b>0.00</b>

30-20-19  
  
 CERTIFIED TRUE COPY




# CROSS RIVER STATE CHART OF ACCOUNT 2020

## ECONOMIC

### 027000200800 MOC MINISTRY OF COMMERCE

Fund	Administrative	Programme	Func	Geo	Economic	Description	Approved Budget 2020	Approved Provision 2019	Actual Rev./Exp. Jan -Aug 2019
<b>RECURRENT REVENUE</b>							<b>20,000,000.00</b>	<b>20,000,000.00</b>	<b>0.00</b>
<b>12010200 CORPORATES</b>							<b>20,000,000.00</b>	<b>20,000,000.00</b>	<b>0.00</b>
02101	027000200800	0000000000000000	00000	50910899	12010204	Registration of Business Premises	10,000,000.00	10,000,000.00	0.00
02101	027000200800	0000000000000000	00000	50910899	12010203	Renewal of Business Renewal	10,000,000.00	10,000,000.00	0.00
<b>OVERHEAD COST</b>							<b>12,000,000.00</b>	<b>0.00</b>	<b>0.00</b>
<b>22020100 TRAVEL AND TRANSPORT - GENERAL</b>							<b>5,000,000.00</b>	<b>0.00</b>	<b>0.00</b>
02101	027000200800	0000000000000000	00000	50910899	22020102	Local Travel and Transport	5,000,000.00	0.00	0.00
<b>22020200 UTILITIES - GENERAL</b>							<b>400,000.00</b>	<b>0.00</b>	<b>0.00</b>
02101	027000200800	0000000000000000	00000	50910899	22020201	Electricity Charges	200,000.00	0.00	0.00
02101	027000200800	0000000000000000	00000	50910899	22020202	Telephone Charges	200,000.00	0.00	0.00
<b>22020300 MATERIALS AND SUPPLIES - GENERAL</b>							<b>1,600,000.00</b>	<b>0.00</b>	<b>0.00</b>
02101	027000200800	0000000000000000	00000	50910899	22020314	Other Material and Supplies	400,000.00	0.00	0.00
02101	027000200800	0000000000000000	00000	50910899	22020315	Office Material And Supplies	400,000.00	0.00	0.00
02101	027000200800	0000000000000000	00000	50910899	22020305	Printing Of Non Security Documents	400,000.00	0.00	0.00
02101	027000200800	0000000000000000	00000	50910899	22020316	Computer Materials And Supplies_22020316	400,000.00	0.00	0.00
<b>22020400 MAINTENANCE SERVICES - GENERAL</b>							<b>3,000,000.00</b>	<b>0.00</b>	<b>0.00</b>
02101	027000200800	0000000000000000	00000	50910899	22020401	Maintenance Of Motor Vehicle/Transport Equipment	600,000.00	0.00	0.00
02101	027000200800	0000000000000000	00000	50910899	22020415	Maintenance Of Office Equipments	500,000.00	0.00	0.00
02101	027000200800	0000000000000000	00000	50910899	22020414	Maintenance Of Computer And It Equipments	400,000.00	0.00	0.00
02101	027000200800	0000000000000000	00000	50910899	22020402	Maintenance Of Office Furniture	200,000.00	0.00	0.00
02101	027000200800	0000000000000000	00000	50910899	22020417	Maintenance Of Office Building	600,000.00	0.00	0.00
02101	027000200800	0000000000000000	00000	50910899	22020420	Maintenance -Others Infrastructure (diesel)	300,000.00	0.00	0.00
02101	027000200800	0000000000000000	00000	50910899	22020405	Maintenance Of Plants/Generators	400,000.00	0.00	0.00
<b>22020500 TRAINING - GENERAL</b>							<b>2,000,000.00</b>	<b>0.00</b>	<b>0.00</b>
02101	027000200800	0000000000000000	00000	50910899	22020501	Local Training	2,000,000.00	0.00	0.00
<b>CONSOLIDATED REVENUE CHARGES</b>							<b>5,118,893.28</b>	<b>0.00</b>	<b>0.00</b>
02101	027000200800	0000000000000000	00000	50910899	21010103	Consolidated Revenue Fund Charge- Salaries	5,118,893.28	0.00	0.00
<b>CAPITAL EXPENDITURE</b>							<b>27,870,000,000.00</b>	<b>2,820,000,000.00</b>	
03101	027000200800	9900000000030410	70131	50910899	23050114	Training of Produce Personnel	10,000,000.00		
03101	027000200800	9900000000030411	70133	50910899	23050103	Maintenance of Rice factory at Ogoja	40,000,000.00		
03101	027000200800	9900000000030412	70133	50910899	23050103	Maintenance of Cocoa factory at Ikom	40,000,000.00		
03101	027000200800	9900000000030586	70133	50910899	23050101	Produce house(Warehouse) in Ikom	30,000,000.00		
03101	027000200800	0099000000029518	70133	50910899	23050109	Offtake Grant for Other Export Crops	3,000,000,000.00		
03101	027000200800	9900000000030409	70133	50910899	23050115	Value change for Export of Plantain	50,000,000.00		
03101	027000200800	9900000000030588	70133	50910899	23050101	Produce house(Warehouse) in Obubra	30,000,000.00		
03101	027000200800	9900000000030587	70133	50910899	23050101	Produce house(Warehouse) in Ogoja	30,000,000.00		
03101	027000200800	9900000000030401	70421	50910899	32010204	Songhai farms Project	800,000,000.00	800,000,000.00	
03101	027000200800	0099000000029514	70133	50910899	23050109	Buying of Shares and FG bonds	5,000,000,000.00		
03101	027000200800	0099000000029513	70133	50910899	23050109	Investment in Hotels	5,000,000,000.00		





# CROSS RIVER STATE CHART OF ACCOUNT 2020

## ECONOMIC

### 027000200800 MOC MINISTRY OF COMMERCE

Fund	Administrative	Programme	Func	Geo	Economic	Description	Approved Budget 2020	Approved Provision 2019	Actual Rev./Exp. Jan -Aug 2019
03101	027000200800	009900000029517	70133	50910899	23050109	Offtake Grant for Rice	3,000,000,000.00		
03101	027000200800	990000000030408	70131	50910899	23050101	International Conference for promotion of Commerce	20,000,000.00		
03101	027000200800	009900000029516	70133	50910899	23050109	Offtake Grant for Cocoa	3,000,000,000.00		
03101	027000200800	009900000029512	70611	50910899	32010217	Office Accommodation	20,000,000.00	20,000,000.00	
03101	027000200800	990000000030403	70711	50910899	32010504	Cassava Starch Industrial and Pharmaceutical Production Factory	800,000,000.00		
03101	027000200800	990000000030404	70133	50910899	23050109	Investment in Hotels in Abuja ( Construction or Outright Purchase)	5,000,000,000.00		
03101	027000200800	990000000030402	70471	50910899	32010204	Construction of Akpet Central Modern Market	2,000,000,000.00	2,000,000,000.00	

#### SUMMARY

<b>Recurrent Revenue</b>	20,000,000.00	20,000,000.00	0.00
<b>Capital Receipts</b>			0.00
<b>TOTAL</b>	<b>20,000,000.00</b>	<b>20,000,000.00</b>	<b>0.00</b>
<b>Personnel Cost</b>		0.00	0.00
<b>Overhead Cost</b>	12,000,000.00	0.00	0.00
<b>Consolidated Revenue Charges</b>	5,118,893.28	0.00	0.00
<b>SUB-TOTAL</b>	17,118,893.28	0.00	0.00
<b>Capital Expenditure</b>	27,870,000,000.00	2,820,000,000.00	
<b>TOTAL</b>	<b>27,887,118,893.28</b>	<b>2,820,000,000.00</b>	<b>0.00</b>

30-2020-5  
**CERTIFIED TRUE COPY**




# CROSS RIVER STATE CHART OF ACCOUNT 2020

## LAW & JUSTICE

### 031800100100 CRSJ CRS JUDICIARY

Fund	Administrative	Programme	Func	Geo	Economic	Description	Approved Budget 2020	Approved Provision 2019	Actual Rev./Exp. Jan -Aug 2019
<b>RECURRENT REVENUE</b>							<b>80,000,000.00</b>	<b>80,000,000.00</b>	<b>41,817,413.04</b>
<b>12020500 FINES - GENERAL</b>							<b>1,800,000.00</b>	<b>1,800,000.00</b>	<b>465,000.00</b>
02101	031800100100	0000000000000000	00000	50910899	12020502	Court Fines_12020502	1,800,000.00	1,800,000.00	465,000.00
<b>12022000 FEES - GENERAL (CONT.)</b>							<b>78,200,000.00</b>	<b>78,200,000.00</b>	<b>41,352,413.04</b>
02101	031800100100	0000000000000000	00000	50910899	12022161	Fee of Customary Court_12022161	500,000.00	500,000.00	0.00
02101	031800100100	0000000000000000	00000	50910899	12022160	Court Fee	19,500,000.00	19,500,000.00	10,839,330.00
02101	031800100100	0000000000000000	00000	50910899	12022159	Probate Fee	58,200,000.00	58,200,000.00	30,513,083.04
<b>PERSONNEL COST</b>							<b>1,998,492,967.66</b>	<b>1,187,855,446.27</b>	<b>403,258,871.64</b>
<b>21010100 SALARIES AND WAGES</b>							<b>1,139,113,838.40</b>	<b>486,172,475.80</b>	<b>169,948,412.80</b>
02101	031800100100	0000000000000000	00000	50910899	21010104	Recruitment Of New Staff	606,275,167.60	0.00	0.00
02101	031800100100	0000000000000000	00000	50910899	21010101	Salary	532,838,670.80	486,172,475.80	169,948,412.80
<b>21020100 ALLOWANCES</b>							<b>859,379,129.26</b>	<b>701,682,970.47</b>	<b>233,310,458.84</b>
02101	031800100100	0000000000000000	00000	50910899	21020103	Leave Grant	53,283,867.08	48,617,247.58	16,994,841.31
02101	031800100100	0000000000000000	00000	50910899	21020163	Security Allowance	60,174,452.78	39,603,021.40	4,691,419.55
02101	031800100100	0000000000000000	00000	50910899	21020162	Sitting Allowance	45,000,000.00	31,000,000.00	24,320,000.00
02101	031800100100	0000000000000000	00000	50910899	21020107	Utility	22,225,533.56	17,880,938.34	4,763,325.91
02101	031800100100	0000000000000000	00000	50910899	21020104	Meal Subsidy_21020104	32,758,730.01	28,304,354.03	8,861,562.59
02101	031800100100	0000000000000000	00000	50910899	21020111	Vehicle Maintainance	30,087,226.40	19,801,510.70	2,345,709.80
02101	031800100100	0000000000000000	00000	50910899	21020108	Domestic Servant	31,073,589.06	22,730,791.23	4,787,488.10
02101	031800100100	0000000000000000	00000	50910899	21020109	Entertainment	12,233,593.08	7,991,460.47	938,283.90
02101	031800100100	0000000000000000	00000	50910899	21020171	Wardrobe Allowance	12,034,890.55	7,920,604.28	938,283.90
02101	031800100100	0000000000000000	00000	50910899	21020135	Medical Allowance	24,069,781.11	15,841,208.56	1,876,567.83
02101	031800100100	0000000000000000	00000	50910899	21020106	Transport	82,100,548.02	81,251,574.22	31,693,114.77
02101	031800100100	0000000000000000	00000	50910899	21020105	Rent	245,894,198.40	222,773,344.60	76,440,927.77
02101	031800100100	0000000000000000	00000	50910899	21020110	Journal	24,069,781.11	16,364,455.16	2,181,795.01
02101	031800100100	0000000000000000	00000	50910899	21020115	Hazard Allowance	184,372,938.10	141,602,459.90	52,477,138.40
<b>OVERHEAD COST</b>							<b>287,299,357.00</b>	<b>291,015,493.00</b>	<b>50,677,000.00</b>
<b>22020100 TRAVEL AND TRANSPORT - GENERAL</b>							<b>63,890,600.00</b>	<b>63,890,600.00</b>	<b>6,629,000.00</b>
02101	031800100100	0000000000000000	00000	50910899	22020102	Local Travel and Transport	63,890,600.00	63,890,600.00	6,629,000.00
<b>22020200 UTILITIES - GENERAL</b>							<b>1,478,920.00</b>	<b>1,478,920.00</b>	<b>0.00</b>
02101	031800100100	0000000000000000	00000	50910899	22020205	Water Rates_22020205	350,000.00	350,000.00	0.00
02101	031800100100	0000000000000000	00000	50910899	22020211	Other Utility	35,500.00	35,500.00	0.00
02101	031800100100	0000000000000000	00000	50910899	22020202	Telephone Charges	868,000.00	868,000.00	0.00
02101	031800100100	0000000000000000	00000	50910899	22020212	Mails, Courier, Diplomatic Mail	225,420.00	225,420.00	0.00
<b>22020300 MATERIALS AND SUPPLIES - GENERAL</b>							<b>87,677,562.00</b>	<b>91,677,562.00</b>	<b>17,320,500.00</b>
02101	031800100100	0000000000000000	00000	50910899	22020311	Food Stuff / Catering Materials Supplies	1,496,552.00	1,496,552.00	0.00
02101	031800100100	0000000000000000	00000	50910899	22020320	Running Of Guest Houses	2,500,000.00	2,500,000.00	0.00
02101	031800100100	0000000000000000	00000	50910899	22020307	Drugs/Laboratory/Medical Supplies	580,000.00	580,000.00	0.00
02101	031800100100	0000000000000000	00000	50910899	22020315	Office Material And Supplies	82,135,510.00	86,135,510.00	17,320,500.00








# CROSS RIVER STATE CHART OF ACCOUNT 2020

## LAW & JUSTICE

### 031800100100 CRSJ CRS JUDICIARY

Fund	Administrative	Programme	Func	Geo	Economic	Description	Approved Budget 2020	Approved Provision 2019	Actual Rev./Exp. Jan -Aug 2019
02101	031800100100	0000000000000000	00000	50910899	22020304	Magazines and Periodicals	355,500.00	355,500.00	0.00
02101	031800100100	0000000000000000	00000	50910899	22020316	Computer Materials And Supplies_22020316	610,000.00	610,000.00	0.00
<b>22020400 MAINTENANCE SERVICES - GENERAL</b>							<b>71,804,275.00</b>	<b>71,804,275.00</b>	<b>7,225,500.00</b>
02101	031800100100	0000000000000000	00000	50910899	22020405	Maintenance Of Plants/Generators	20,200,000.00	20,200,000.00	0.00
02101	031800100100	0000000000000000	00000	50910899	22020415	Maintenance Of Office Equipments	2,339,980.00	2,339,980.00	0.00
02101	031800100100	0000000000000000	00000	50910899	22020401	Maintenance Of Motor Vehicle/Transport Equipment	28,545,000.00	28,545,000.00	1,370,000.00
02101	031800100100	0000000000000000	00000	50910899	22020403	Maintenance Of Office Building / Residential Qtrs	6,620,600.00	6,620,600.00	1,463,000.00
02101	031800100100	0000000000000000	00000	50910899	22020417	Maintenance Of Office Building	3,150,500.00	3,150,500.00	0.00
02101	031800100100	0000000000000000	00000	50910899	22020402	Maintenance Of Office Furniture	1,497,000.00	1,497,000.00	0.00
02101	031800100100	0000000000000000	00000	50910899	22020414	Maintenance Of Computer And It Equipments	9,451,195.00	9,451,195.00	4,392,500.00
<b>22020600 OTHER SERVICES - GENERAL</b>							<b>49,000,000.00</b>	<b>49,000,000.00</b>	<b>14,502,000.00</b>
02101	031800100100	0000000000000000	00000	50910899	22020642	Chief Judge Contingencies	25,000,000.00	25,000,000.00	12,356,000.00
02101	031800100100	0000000000000000	00000	50910899	22020601	Security Services	10,264,000.00	10,264,000.00	2,146,000.00
02101	031800100100	0000000000000000	00000	50910899	22020671	Committes Allowance	13,736,000.00	13,736,000.00	0.00
<b>22020900 FINANCIAL CHARGES - GENERAL</b>							<b>300,000.00</b>	<b>16,136.00</b>	<b>0.00</b>
02101	031800100100	0000000000000000	00000	50910899	22020901	Bank Charges (Other Than Interest)	300,000.00	16,136.00	0.00
<b>22021000 MISCELLANEOUS EXPENSES GENERAL</b>							<b>13,148,000.00</b>	<b>13,148,000.00</b>	<b>5,000,000.00</b>
02101	031800100100	0000000000000000	00000	50910899	22021057	Entertainment at Meetings	8,148,000.00	8,148,000.00	5,000,000.00
02101	031800100100	0000000000000000	00000	50910899	22021052	Financial Assistance	2,500,000.00	2,500,000.00	0.00
02101	031800100100	0000000000000000	00000	50910899	22021054	Entertainment Cj'S Qarters	2,500,000.00	2,500,000.00	0.00
<b>CONSOLIDATED REVENUE CHARGES</b>							<b>224,599,111.30</b>	<b>210,583,117.00</b>	<b>79,075,232.43</b>
02101	031800100100	0000000000000000	00000	50910899	21010103	Consolidated Revenue Fund Charge- Salaries	224,599,111.30	210,583,117.00	79,075,232.43
<b>CAPITAL EXPENDITURE</b>							<b>824,789,705.42</b>	<b>824,789,705.42</b>	
03101	031800100100	099000000019215	70161	50910899	23030120	Rehabilitation of Magistrates Court Buildings across the State	65,076,129.38	65,076,129.38	
03101	031800100100	099000000019244	70131	50910899	23050101	Court Rules Committees	300,000.00	300,000.00	
03101	031800100100	099000000019211	70131	50910899	23020102	Construction of Judges Quarters	60,000,000.00	60,000,000.00	
03101	031800100100	099000000019221	70131	50910899	23050104	Purchase of Architect & Engineering, Carpentry ,Electrical & Plumbing Tools	3,982,800.00	3,982,800.00	
03101	031800100100	099000000019209	70131	50910899	23020101	Completion of proto-type High Court Buildings across the State	63,000,000.00	63,000,000.00	
03101	031800100100	099000000019220	70131	50910899	23050104	Purchase of Robes for Judges	15,000,000.00	15,000,000.00	
03101	031800100100	099000000019219	70131	50910899	23050104	Construction of Vehicle Garages	4,745,000.00	4,745,000.00	
03101	031800100100	099000000019218	70131	50910899	23050101	Manpower Development and Training	26,805,000.00	26,805,000.00	
03101	031800100100	099000000019212	70131	50910899	23030101	Construction of Multi Purpose Hall	21,000,000.00	21,000,000.00	
03101	031800100100	099000000019223	70131	50910899	32010919	Digitization and Archival of Courts Records	13,702,338.00	13,702,338.00	
03101	031800100100	099000000019204	70131	50910899	23030120	Furnishing of High Court	14,700,000.00	14,700,000.00	
03101	031800100100	099000000019213	70131	50910899	23030101	Rehabilitation of Judges Quarters	63,315,000.00	63,315,000.00	
03101	031800100100	099000000019201	70131	50910899	23030120	Furnishing of Departments and Units in Judges Office	9,500,000.00	9,500,000.00	
03101	031800100100	099000000019202	70131	50910899	23020105	Construction of Borehole	3,525,000.00	3,525,000.00	





# CROSS RIVER STATE CHART OF ACCOUNT 2020

## LAW & JUSTICE

### 031800100100 CRSJ CRS JUDICIARY

Fund	Administrative	Programme	Funcit	Geo	Economic	Description	Approved Budget 2020	Approved Provision 2019	Actual Rev./Exp. Jan -Aug 2019
03101	031800100100	099000000019216	70161	50910899	23030101	Renovation/upgrading of Judiciary Guest House - Phase 2			
03101	031800100100	099000000019210	70131	50910899	23030120	Rehabilitation of 3No. High Court Buildings	58,374,533.04	58,374,533.04	
03101	031800100100	099000000019203	70131	50910899	23010502	Printing of Magistrate's Court Rules	6,675,000.00	6,675,000.00	
03101	031800100100	099000000019208	70131	50910899	23030120	Remolding of Training Room, Judiciary Hqtrs.	7,137,830.00	7,137,830.00	
03101	031800100100	099000000019207	70131	50910899	23020102	Construction of Magistrate Residential Quarters	49,305,000.00	49,305,000.00	
03101	031800100100	099000000019206	70131	50910899	23020101	Completion of Reconstruction work of Chief Judge's Qtrs	31,000,000.00	31,000,000.00	
03101	031800100100	099000000019205	70131	50910899	23030120	Furnishing of Magistrate Court	6,300,000.00	6,300,000.00	
03101	031800100100	099000000019217	70131	50910899	32010502	Printing of Judiciary News Journal	10,428,300.00	10,428,300.00	
03101	031800100100	099000000019224	70131	50910899	23010128	Purchase of Security Gadgets	2,000,000.00	2,000,000.00	
03101	031800100100	099000000019214	70161	50910899	23030120	Rehabilitation of Customary Court Buildings across the State	52,773,125.00	52,773,125.00	
03101	031800100100	099000000019235	70131	50910899	23050103	Sensitization of Child Rights Law - Wider Training	1,337,000.00	1,337,000.00	
03101	031800100100	099000000019225	70131	50910899	23010119	Purchase of Generators - (250KVA, 100KVA, 50KVA)	60,725,000.00	60,725,000.00	
03101	031800100100	099000000019226	70131	50910899	23010139	Purchase of Laptops and desk tops & Printers	16,730,000.00	16,730,000.00	
03101	031800100100	099000000019227	70131	50910899	32010613	Stocking of Library with Law books	11,576,250.00	11,576,250.00	
03101	031800100100	099000000019228	70131	50910899	23050104	Prisons Decongestion Visit	12,000,000.00	12,000,000.00	
03101	031800100100	099000000019229	70131	50910899	23050104	Legal Year Celebrations	10,263,400.00	10,263,400.00	
03101	031800100100	099000000019230	70131	50910899	23050101	Administration of Criminal Justice	5,000,000.00	5,000,000.00	
03101	031800100100	099000000019231	70131	50910899	23050101	ICT Training	891,000.00	891,000.00	
03101	031800100100	099000000019232	70131	50910899	23050101	Training of Judiciary Officers on family Court Rules and CRL	1,604,000.00	1,604,000.00	
03101	031800100100	099000000019234	70131	50910899	23050103	Adjudication Guidelines for Stakeholders	2,228,000.00	2,228,000.00	
03101	031800100100	099000000019236	70131	50910899	23050103	Sensitization of Child Rights Law(Magistrates/judges/Lawyers)	2,228,000.00	2,228,000.00	
03101	031800100100	099000000019237	70131	50910899	23050103	Construction of Independent Family Courts - High Courts	26,507,000.00	26,507,000.00	
03101	031800100100	099000000019238	70131	50910899	23050103	Construction of Independent Family Courts - Magistrates Courts	30,437,000.00	30,437,000.00	
03101	031800100100	099000000019240	70131	50910899	32010502	Printing provisions of rules to regulate the registration of Sureties	250,000.00	250,000.00	
03101	031800100100	099000000019241	70131	50910899	23050103	Prison Inspection	4,800,000.00	4,800,000.00	
03101	031800100100	099000000019242	70131	50910899	32030107	Database of Children in conflict with the law	90,000.00	90,000.00	
03101	031800100100	099000000019243	70131	50910899	23050101	Cost of Family Court Assessors	34,560,000.00	34,560,000.00	
03101	031800100100	099000000019239	70131	50910899	32010502	Printing Fiscal Civil procedural rules & fees for Family Courts	300,000.00	300,000.00	
03101	031800100100	099000000019222	70131	50910899	23050104	Annual Chief Justice of Nigeria Games	14,000,000.00	14,000,000.00	
03101	031800100100	099000000019233	70131	50910899	23050103	Review of Fiscal Civil procedural rules and fees for Family Courts	618,000.00	618,000.00	

30-2-2020



# CROSS RIVER STATE CHART OF ACCOUNT 2020

## LAW & JUSTICE

### 031800100100 CRSJ CRS JUDICIARY

<u>Fund</u>	<u>Administrative</u>	<u>Programme</u>	<u>Funcic</u>	<u>Geo</u>	<u>Economic</u>	<u>Description</u>	<u>Approved Budget 2020</u>	<u>Approved Provision 2019</u>	<u>Actual Rev./Exp.</u> <u>Jan -Aug 2019</u>
<b>SUMMARY</b>									
						<b>Recurrent Revenue</b>	80,000,000.00	80,000,000.00	41,817,413.04
						<b>Capital Receipts</b>			0.00
						<b>TOTAL</b>	<b>80,000,000.00</b>	<b>80,000,000.00</b>	<b>41,817,413.04</b>
						<b>Personnel Cost</b>	1,998,492,967.66	1,187,855,446.27	403,258,871.64
						<b>Overhead Cost</b>	287,299,357.00	291,015,493.00	50,677,000.00
						<b>Consolidated Revenue Charges</b>	224,599,111.30	210,583,117.00	79,075,232.43
						SUB-TOTAL	2,510,391,435.96	1,689,454,056.27	533,011,104.07
						<b>Capital Expenditure</b>	824,789,705.42	824,789,705.42	
						<b>TOTAL</b>	<b>3,335,181,141.38</b>	<b>2,514,243,761.69</b>	<b>533,011,104.07</b>

30-2-2020




# CROSS RIVER STATE CHART OF ACCOUNT 2020

## LAW & JUSTICE

### 031801100100 JSC JUDICIARY SERVICE COMMISSION

Fund	Administrative	Programme	Func	Geo	Economic	Description	Approved Budget 2020	Approved Provision 2019	Actual Rev./Exp. Jan -Aug 2019
<b>RECURRENT REVENUE</b>							<b>3,000,000.00</b>	<b>3,000,000.00</b>	<b>120,000.00</b>
<b>12020600 SALES - GENERAL</b>							<b>3,000,000.00</b>	<b>3,000,000.00</b>	<b>120,000.00</b>
02101	031801100100	0000000000000000	00000	50910899	12020678	Sales Of T/Aper Form	3,000,000.00	3,000,000.00	120,000.00
<b>PERSONNEL COST</b>							<b>70,100,149.12</b>	<b>44,615,487.16</b>	<b>0.00</b>
<b>21010100 SALARIES AND WAGES</b>							<b>30,518,943.31</b>	<b>17,944,636.76</b>	<b>0.00</b>
02101	031801100100	0000000000000000	00000	50910899	21010105	Provision For Promotion	13,157,718.11	0.00	0.00
02101	031801100100	0000000000000000	00000	50910899	21010101	Salary	17,361,225.20	17,944,636.76	0.00
<b>21020100 ALLOWANCES</b>							<b>39,581,205.81</b>	<b>26,670,850.40</b>	<b>0.00</b>
02101	031801100100	0000000000000000	00000	50910899	21020103	Leave Grant	1,318,101.80	1,318,101.80	0.00
02101	031801100100	0000000000000000	00000	50910899	21020104	Meal Subsidy_21020104	1,029,033.89	1,032,059.19	0.00
02101	031801100100	0000000000000000	00000	50910899	21020109	Entertainment	263,255.00	269,654.80	0.00
02101	031801100100	0000000000000000	00000	50910899	21020115	Hazard Allowance	20,775,764.86	7,855,985.37	0.00
02101	031801100100	0000000000000000	00000	50910899	21020108	Domestic Servant	1,015,671.78	1,015,671.38	0.00
02101	031801100100	0000000000000000	00000	50910899	21020107	Utility	638,644.96	638,644.96	0.00
02101	031801100100	0000000000000000	00000	50910899	21020105	Rent	8,120,430.87	8,120,430.45	0.00
02101	031801100100	0000000000000000	00000	50910899	21020106	Transport	3,049,617.55	3,049,617.55	0.00
02101	031801100100	0000000000000000	00000	50910899	21020158	Car Allowance	674,136.90	674,136.90	0.00
02101	031801100100	0000000000000000	00000	50910899	21020163	Security Allowance	1,348,273.80	1,348,274.00	0.00
02101	031801100100	0000000000000000	00000	50910899	21020144	Research Allowance	539,310.00	539,309.60	0.00
02101	031801100100	0000000000000000	00000	50910899	21020135	Medical Allowance	539,309.40	539,309.60	0.00
02101	031801100100	0000000000000000	00000	50910899	21020140	Outfit Allowance	269,655.00	269,654.80	0.00
<b>OVERHEAD COST</b>							<b>10,199,896.30</b>	<b>10,199,896.30</b>	<b>0.00</b>
<b>22020100 TRAVEL AND TRANSPORT - GENERAL</b>							<b>2,018,248.00</b>	<b>2,018,248.00</b>	<b>0.00</b>
02101	031801100100	0000000000000000	00000	50910899	22020102	Local Travel and Transport	2,018,248.00	2,018,248.00	0.00
<b>22020200 UTILITIES - GENERAL</b>							<b>1,107,100.00</b>	<b>1,107,100.00</b>	<b>0.00</b>
02101	031801100100	0000000000000000	00000	50910899	22020201	Electricity Charges	26,400.00	26,400.00	0.00
02101	031801100100	0000000000000000	00000	50910899	22020202	Telephone Charges	79,200.00	79,200.00	0.00
02101	031801100100	0000000000000000	00000	50910899	22020203	Internet Access Charges	925,600.00	925,600.00	0.00
02101	031801100100	0000000000000000	00000	50910899	22020205	Water Rates_22020205	39,600.00	39,600.00	0.00
02101	031801100100	0000000000000000	00000	50910899	22020212	Mails, Courier, Diplomatic Mail	36,300.00	36,300.00	0.00
<b>22020300 MATERIALS AND SUPPLIES - GENERAL</b>							<b>1,866,694.00</b>	<b>1,866,694.00</b>	<b>0.00</b>
02101	031801100100	0000000000000000	00000	50910899	22020304	Magazines and Periodicals	60,720.00	60,720.00	0.00
02101	031801100100	0000000000000000	00000	50910899	22020305	Printing Of Non Security Documents	450,500.00	450,500.00	0.00
02101	031801100100	0000000000000000	00000	50910899	22020315	Office Material And Supplies	1,111,714.00	1,111,714.00	0.00
02101	031801100100	0000000000000000	00000	50910899	22020316	Computer Materials And Supplies_22020316	243,760.00	243,760.00	0.00
<b>22020400 MAINTENANCE SERVICES - GENERAL</b>							<b>1,153,775.00</b>	<b>1,153,775.00</b>	<b>0.00</b>
02101	031801100100	0000000000000000	00000	50910899	22020417	Maintenance Of Office Building	153,725.00	153,725.00	0.00
02101	031801100100	0000000000000000	00000	50910899	22020401	Maintenance Of Motor Vehicle/Transport Equipment	300,000.00	300,000.00	0.00
02101	031801100100	0000000000000000	00000	50910899	22020415	Maintenance Of Office Equipments	100,100.00	100,100.00	0.00





# CROSS RIVER STATE CHART OF ACCOUNT 2020

## LAW & JUSTICE

### 031801100100 JSC JUDICIARY SERVICE COMMISSION

Fund	Administrative	Programme	Func	Geo	Economic	Description	Approved Budget 2020	Approved Provision 2019	Actual Rev./Exp. Jan -Aug 2019
02101	031801100100	0000000000000000	00000	50910899	22020405	Maintenance Of Plants/Generators	543,850.00	543,850.00	0.00
02101	031801100100	0000000000000000	00000	50910899	22020414	Maintenance Of Computer And It Equipments	52,800.00	52,800.00	0.00
02101	031801100100	0000000000000000	00000	50910899	22020402	Maintenance Of Office Furniture	3,300.00	3,300.00	0.00
					<b>22020500</b>	<b>TRAINING - GENERAL</b>	<b>2,547,600.00</b>	<b>2,547,600.00</b>	<b>0.00</b>
02101	031801100100	0000000000000000	00000	50910899	22020505	Workshops, Conference And Seminar	789,200.00	789,200.00	0.00
02101	031801100100	0000000000000000	00000	50910899	22020501	Local Training	1,758,400.00	1,758,400.00	0.00
					<b>22020600</b>	<b>OTHER SERVICES - GENERAL</b>	<b>704,164.00</b>	<b>704,164.00</b>	<b>0.00</b>
02101	031801100100	0000000000000000	00000	50910899	22020601	Security Services	704,164.00	704,164.00	0.00
					<b>22020900</b>	<b>FINANCIAL CHARGES - GENERAL</b>	<b>15,705.30</b>	<b>15,705.30</b>	<b>0.00</b>
02101	031801100100	0000000000000000	00000	50910899	22020904	Other Crf Bank Charges	15,705.30	15,705.30	0.00
					<b>22021000</b>	<b>MISCELLANEOUS EXPENSES GENERAL</b>	<b>786,610.00</b>	<b>786,610.00</b>	<b>0.00</b>
02101	031801100100	0000000000000000	00000	50910899	22021003	Publicity and Advertisements	93,500.00	93,500.00	0.00
02101	031801100100	0000000000000000	00000	50910899	22021057	Entertainment at Meetings	693,110.00	693,110.00	0.00
						<b>CONSOLIDATED REVENUE CHARGES</b>	<b>32,127,836.25</b>	<b>30,927,836.25</b>	<b>0.00</b>
02101	031801100100	0000000000000000	00000	50910899	21010103	Consolidated Revenue Fund Charge- Salaries	32,127,836.25	30,927,836.25	0.00
						<b>CAPITAL EXPENDITURE</b>	<b>770,521,768.00</b>	<b>134,540,205.00</b>	
03101	031801100100	099000000020407	70131	50910899	23050101	Purchase of Generator (47KVA Lister)			
03101	031801100100	099000000020414	70431	50910899	23010105	Procurement of 5 Nos Vehicles	725,000,000.00	72,500,000.00	
03101	031801100100	099000000020401	70131	50910899	23050101	Training of the newly appointed District Court Judges	3,500,000.00	7,500,000.00	
03101	031801100100	099000000020413	70631	50910899	32010214	Sinking/Drilling of Boreholes & Mounting of Overhead Tank	2,000,000.00	2,000,000.00	
03101	031801100100	099000000020408	70131	50910899	23050101	Manpower Development and Training	5,000,000.00	9,500,000.00	
03101	031801100100	099000000020409	70133	50910899	23010119	Mounting/Installation of 3No Modern Car park Sheds for parking of Member's Vehicles	1,500,000.00	1,500,000.00	
03101	031801100100	099000000020403	70131	50910899	23010112	Acquisition of Office Accommodation			
03101	031801100100	099000000020405	70131	50910899	23030120	Retreats for Members and Judges	3,250,000.00	3,250,000.00	
03101	031801100100	099000000020406	70131	50910899	23030120	Renovation of Office Block	9,617,928.00	9,617,928.00	
03101	031801100100	099000000020402	70131	50910899	23050101	Interview of District Court Judges	2,000,000.00	10,500,000.00	
03101	031801100100	099000000020410	70435	50910899	23010119	Purchase of Diesel for 50KVA Lister Generating Plant	1,100,000.00	1,100,000.00	
03101	031801100100	099000000020404	70131	50910899	23050101	Purchase of Office Furniture and Equipments	8,000,000.00	10,518,437.00	
03101	031801100100	099000000020412	70131	50910899	23050103	Inspection Tour of Customary Courts in the State	5,000,000.00	2,000,000.00	
03101	031801100100	099000000020411	70311	50910899	23050104	CJN National judicial Sports/Games Competition	4,553,840.00	4,553,840.00	

30-2-2020



**CROSS RIVER STATE CHART OF ACCOUNT 2020**  
**LAW & JUSTICE**  
**031801100100 JSC JUDICIARY SERVICE COMMISSION**

<u>Fund</u>	<u>Administrative</u>	<u>Programme</u>	<u>Funcitc</u>	<u>Geo</u>	<u>Economic</u>	<u>Description</u>	<u>Approved Budget 2020</u>	<u>Approved Provision 2019</u>	<u>Actual Rev./Exp.</u> <u>Jan -Aug 2019</u>
<b>SUMMARY</b>									
						<b>Recurrent Revenue</b>	3,000,000.00	3,000,000.00	120,000.00
						<b>Capital Receipts</b>			0.00
						<b>TOTAL</b>	<b>3,000,000.00</b>	<b>3,000,000.00</b>	<b>120,000.00</b>
						<b>Personnel Cost</b>	70,100,149.12	44,615,487.16	0.00
						<b>Overhead Cost</b>	10,199,896.30	10,199,896.30	0.00
						<b>Consolidated Revenue Charges</b>	32,127,836.25	30,927,836.25	0.00
						SUB-TOTAL	112,427,881.67	85,743,219.71	0.00
						<b>Capital Expenditure</b>	770,521,768.00	134,540,205.00	
						<b>TOTAL</b>	<b>882,949,649.67</b>	<b>220,283,424.71</b>	<b>0.00</b>

30-2-2020  
 CERTIFIED TRUE COPY



# CROSS RIVER STATE CHART OF ACCOUNT 2020

## LAW & JUSTICE

### 032600100100 MOJ MINISTRY OF JUSTICE

Fund	Administrative	Programme	Functic	Geo	Economic	Description	Approved Budget 2020	Approved Provision 2019	Actual Rev./Exp. Jan -Aug 2019
<b>RECURRENT REVENUE</b>							<b>42,865,281.83</b>	<b>1,865,281.83</b>	<b>0.00</b>
<b>12010100 PERSONAL TAXES</b>							<b>41,000,000.00</b>	<b>0.00</b>	<b>0.00</b>
02101	032600100100	0000000000000000	00000	50910899	12010104	Stamp Duty_12010104	41,000,000.00	0.00	0.00
<b>12020400 FEES - GENERAL</b>							<b>1,665,281.83</b>	<b>1,665,281.83</b>	<b>0.00</b>
02101	032600100100	0000000000000000	00000	50910899	12020402	Government Fees For Estate Oaths	1,665,281.83	1,665,281.83	0.00
<b>12020600 SALES - GENERAL</b>							<b>200,000.00</b>	<b>200,000.00</b>	<b>0.00</b>
02101	032600100100	0000000000000000	00000	50910899	12020689	Sales Of Revised Edition Of Law Crs	200,000.00	200,000.00	0.00
<b>CAPITAL RECIEPTS</b>							<b>159,047,588.70</b>	<b>159,047,588.70</b>	<b>0.00</b>
<b>14020200 OTHER CAPITAL RECEIPTS_14020200</b>							<b>159,047,588.70</b>	<b>159,047,588.70</b>	<b>0.00</b>
02101	032600100100	0000000000000000	00000	50910899	14020253	1% of Legal Document Preparation	159,047,588.70	159,047,588.70	0.00
<b>PERSONNEL COST</b>							<b>133,899,343.10</b>	<b>553,275,081.93</b>	<b>0.00</b>
<b>21010100 SALARIES AND WAGES</b>							<b>6,278,936.67</b>	<b>400,388,381.50</b>	<b>0.00</b>
02101	032600100100	0000000000000000	00000	50910899	21010101	Salary	6,278,936.67	123,316,948.40	0.00
02101	032600100100	0000000000000000	00000	50910899	21010104	Recruitment Of New Staff	0.00	277,071,433.10	0.00
<b>21020100 ALLOWANCES</b>							<b>127,620,406.43</b>	<b>152,886,700.43</b>	<b>0.00</b>
02101	032600100100	0000000000000000	00000	50910899	21020106	Transport	11,915,428.70	16,109,918.70	0.00
02101	032600100100	0000000000000000	00000	50910899	21020103	Leave Grant	9,451,418.99	8,337,886.99	0.00
02101	032600100100	0000000000000000	00000	50910899	21020109	Entertainment	3,062,901.00	4,217,337.00	0.00
02101	032600100100	0000000000000000	00000	50910899	21020118	Inducement Allowance	2,879,999.96	3,344,377.96	0.00
02101	032600100100	0000000000000000	00000	50910899	21020187	Sanitation Expenses	150,000.00	150,000.00	0.00
02101	032600100100	0000000000000000	00000	50910899	21020104	Meal Subsidy_21020104	3,765,896.20	4,537,686.20	0.00
02101	032600100100	0000000000000000	00000	50910899	21020107	Utility	15,232,234.00	16,502,692.00	0.00
02101	032600100100	0000000000000000	00000	50910899	21020108	Domestic Servant	33,253,985.88	32,293,463.88	0.00
02101	032600100100	0000000000000000	00000	50910899	21020158	Car Allowance	0.00	15,000,000.00	0.00
02101	032600100100	0000000000000000	00000	50910899	21020105	Rent	47,908,541.70	52,393,337.70	0.00
<b>OVERHEAD COST</b>							<b>12,000,000.00</b>	<b>2,904,013,379.03</b>	<b>0.00</b>
<b>22020100 TRAVEL AND TRANSPORT - GENERAL</b>							<b>5,362,240.00</b>	<b>392,906,000.00</b>	<b>0.00</b>
02101	032600100100	0000000000000000	00000	50910899	22020102	Local Travel and Transport	5,362,240.00	392,906,000.00	0.00
<b>22020200 UTILITIES - GENERAL</b>							<b>166,000.00</b>	<b>166,000.00</b>	<b>0.00</b>
02101	032600100100	0000000000000000	00000	50910899	22020202	Telephone Charges	60,000.00	60,000.00	0.00
02101	032600100100	0000000000000000	00000	50910899	22020205	Water Rates_22020205	36,000.00	36,000.00	0.00
02101	032600100100	0000000000000000	00000	50910899	22020212	Mails, Courier, Diplomatic Mail	70,000.00	70,000.00	0.00
<b>22020300 MATERIALS AND SUPPLIES - GENERAL</b>							<b>1,440,760.00</b>	<b>1,351,520.00</b>	<b>0.00</b>
02101	032600100100	0000000000000000	00000	50910899	22020305	Printing Of Non Security Documents	80,000.00	276,000.00	0.00
02101	032600100100	0000000000000000	00000	50910899	22020309	Uniforms and Other Clothing	150,000.00	150,000.00	0.00
02101	032600100100	0000000000000000	00000	50910899	22020315	Office Material And Supplies	934,760.00	690,760.00	0.00
02101	032600100100	0000000000000000	00000	50910899	22020316	Computer Materials And Supplies_22020316	276,000.00	234,760.00	0.00
<b>22020400 MAINTENANCE SERVICES - GENERAL</b>							<b>2,141,000.00</b>	<b>2,383,000.00</b>	<b>0.00</b>
02101	032600100100	0000000000000000	00000	50910899	22020415	Maintenance Of Office Equipments	248,000.00	248,000.00	0.00

**CERTIFIED TRUE COPY**






# CROSS RIVER STATE CHART OF ACCOUNT 2020

## LAW & JUSTICE

### 032600100100 MOJ MINISTRY OF JUSTICE

Fund	Administrative	Programme	Func	Geo	Economic	Description	Approved Budget 2020	Approved Provision 2019	Actual Rev./Exp. Jan -Aug 2019
02101	032600100100	0000000000000000	00000	50910899	22020401	Maintenance Of Motor Vehicle/Transport Equipment	1,300,000.00	940,000.00	0.00
02101	032600100100	0000000000000000	00000	50910899	22020405	Maintenance Of Plants/Generators	78,000.00	780,000.00	0.00
02101	032600100100	0000000000000000	00000	50910899	22020402	Maintenance Of Office Furniture	515,000.00	415,000.00	0.00
					<b>22020500</b>	<b>TRAINING - GENERAL</b>	<b>400,000.00</b>	<b>0.00</b>	<b>0.00</b>
02101	032600100100	0000000000000000	00000	50910899	22020501	Local Training	400,000.00	0.00	0.00
					<b>22020600</b>	<b>OTHER SERVICES - GENERAL</b>	<b>1,028,000.00</b>	<b>2,505,636,859.03</b>	<b>0.00</b>
02101	032600100100	0000000000000000	00000	50910899	22020601	Security Services	310,000.00	310,000.00	0.00
02101	032600100100	0000000000000000	00000	50910899	22020615	Cross Aids	310,000.00	250,000.00	0.00
02101	032600100100	0000000000000000	00000	50910899	22020639	Press And Public Relation/ Advertisement	408,000.00	5,076,859.03	0.00
02101	032600100100	0000000000000000	00000	50910899	22020670	Payment Of Judgement Debt	0.00	2,500,000,000.00	0.00
					<b>22020700</b>	<b>CONSULTING AND PROFESSIONAL SERVICES - GEN</b>	<b>100,000.00</b>	<b>100,000.00</b>	<b>0.00</b>
02101	032600100100	0000000000000000	00000	50910899	22020708	Medical Consulting	100,000.00	100,000.00	0.00
					<b>22020900</b>	<b>FINANCIAL CHARGES - GENERAL</b>	<b>70,000.00</b>	<b>70,000.00</b>	<b>0.00</b>
02101	032600100100	0000000000000000	00000	50910899	22020901	Bank Charges (Other Than Interest)	70,000.00	70,000.00	0.00
					<b>22021000</b>	<b>MISCELLANEOUS EXPENSES GENERAL</b>	<b>492,000.00</b>	<b>600,000.00</b>	<b>0.00</b>
02101	032600100100	0000000000000000	00000	50910899	22021057	Entertainment at Meetings	272,000.00	380,000.00	0.00
02101	032600100100	0000000000000000	00000	50910899	22021052	Financial Assistance	220,000.00	220,000.00	0.00
					<b>22040100</b>	<b>LOCAL GRANTS AND CONTRIBUTIONS</b>	<b>800,000.00</b>	<b>800,000.00</b>	<b>0.00</b>
02101	032600100100	0000000000000000	00000	50910899	22040116	Citizens Rights	400,000.00	400,000.00	0.00
02101	032600100100	0000000000000000	00000	50910899	22040126	Legal Aids councils	300,000.00	300,000.00	0.00
02101	032600100100	0000000000000000	00000	50910899	22040107	Body Of Benchers_22040107	100,000.00	100,000.00	0.00
						<b>CONSOLIDATED REVENUE CHARGES</b>	<b>2,509,895,747.00</b>	<b>2,509,895,747.00</b>	<b>0.00</b>
02101	032600100100	0000000000000000	00000	50910899	21010103	Consolidated Revenue Fund Charge- Salaries	2,509,895,747.00	2,509,895,747.00	0.00
						<b>CAPITAL EXPENDITURE</b>	<b>236,400,000.00</b>	<b>236,400,000.00</b>	
03101	032600100100	099000000019725	70131	50910899	23050101	Justice Sector Matlab/Annual Statistical Conference for MOJ Staffs	1,000,000.00	1,000,000.00	
03101	032600100100	099000000019722	70161	50910899	23050103	Critical Mass	10,000,000.00	10,000,000.00	
03101	032600100100	099000000019710	70131	50910899	23050101	Contingent/Anticipated/Harmonization for Law and Non Law Officers	25,000,000.00	25,000,000.00	
03101	032600100100	099000000019718	70131	50910899	32030108	Arrears of Rent of Zonal Offices	7,000,000.00	7,000,000.00	
03101	032600100100	099000000019703	70131	50910899	23020101	Establishment of Zonal Office Ugep and Obudu	50,000,000.00	50,000,000.00	
03101	032600100100	099000000019712	70161	50910899	23020101	Establishment of Medication Centre and Office of Public Defenders	20,000,000.00	20,000,000.00	
03101	032600100100	099000000019713	70131	50910899	23050101	Nigeria/International Bar Conference	10,000,000.00	10,000,000.00	
03101	032600100100	099000000019714	70131	50910899	23020101	Litigation Fund	12,000,000.00	12,000,000.00	
03101	032600100100	099000000019715	70131	50910899	23020101	Expansion of Ogoja Zonal Office	15,000,000.00	15,000,000.00	
03101	032600100100	099000000019716	70161	50910899	23050101	Preparation of Legal documents	5,000,000.00	5,000,000.00	
03101	032600100100	099000000019717	70161	50910899	23050101	Administration of Estate	2,000,000.00	2,000,000.00	
03101	032600100100	099000000019711	70131	50910899	32010511	Publication of Cross River State Law	7,000,000.00	7,000,000.00	
03101	032600100100	099000000019719	70161	50910899	23050103	Preparation and Settlement of Appeals	5,000,000.00	5,000,000.00	







# CROSS RIVER STATE CHART OF ACCOUNT 2020

## LAW & JUSTICE

### 032600100100 MOJ MINISTRY OF JUSTICE

Fund	Administrative	Programme	Functic	Geo	Economic	Description	Approved Budget 2020	Approved Provision 2019	Actual Rev./Exp. Jan -Aug 2019
03101	032600100100	099000000019721	70131	50910899	23050103	Child Protection Budget Initiative for MOJ	10,000,000.00	10,000,000.00	
03101	032600100100	099000000019707	70131	50910899	23030120	Development of Law Library (MOJ)	5,000,000.00	5,000,000.00	
03101	032600100100	099000000019723	70161	50910899	23050103	Criminal Justice Reform	2,500,000.00	2,500,000.00	
03101	032600100100	099000000019724	70131	50910899	32030107	Database Survey	1,000,000.00	1,000,000.00	
03101	032600100100	099000000019720	70131	50910899	23050103	Juvenile Justice Forum	5,000,000.00	5,000,000.00	
03101	032600100100	099000000019706	70131	50910899	23030120	Practising Fees	3,000,000.00	3,000,000.00	
03101	032600100100	099000000019702	70131	50910899	23050103	Legal Aid Council	1,000,000.00	1,000,000.00	
03101	032600100100	099000000019709	70131	50910899	23050101	Specialization Programme	10,000,000.00	10,000,000.00	
03101	032600100100	099000000019705	70131	50910899	23020101	Construction of Ikom Zonal Office	25,000,000.00	25,000,000.00	
03101	032600100100	099000000019708	70131	50910899	23050102	Computerization and Computer Consumables	2,000,000.00	2,000,000.00	
03101	032600100100	099000000019704	70131	50910899	23050103	M&E Review Implementation/Work Plan	2,500,000.00	2,500,000.00	
03101	032600100100	099000000019701	70131	50910899	23050103	Body of benchers	400,000.00	400,000.00	

#### SUMMARY

<b>Recurrent Revenue</b>	42,865,281.83	1,865,281.83	0.00
<b>Capital Receipts</b>	159,047,588.70	159,047,588.70	0.00
<b>TOTAL</b>	<b>201,912,870.53</b>	<b>160,912,870.53</b>	<b>0.00</b>
<b>Personnel Cost</b>	133,899,343.10	553,275,081.93	0.00
<b>Overhead Cost</b>	12,000,000.00	2,904,013,379.03	0.00
<b>Consolidated Revenue Charges</b>	2,509,895,747.00	2,509,895,747.00	0.00
<b>SUB-TOTAL</b>	<b>2,655,795,090.10</b>	<b>5,967,184,207.96</b>	<b>0.00</b>
<b>Capital Expenditure</b>	236,400,000.00	236,400,000.00	
<b>TOTAL</b>	<b>2,892,195,090.10</b>	<b>6,203,584,207.96</b>	<b>0.00</b>





# CROSS RIVER STATE CHART OF ACCOUNT 2020

## LAW & JUSTICE

### 032600200200 CCA CUSTOMARY COURT OF APPEAL

Fund	Administrative	Programme	Func	Geo	Economic	Description	Approved Budget 2020	Approved Provision 2019	Actual Rev./Exp. Jan -Aug 2019
<b>RECURRENT REVENUE</b>							<b>2,500,000.00</b>	<b>2,500,000.00</b>	<b>0.00</b>
<b>12020400 FEES - GENERAL</b>							<b>2,300,000.00</b>	<b>2,300,000.00</b>	<b>0.00</b>
02101	032600200200	0000000000000000	00000	50910899	12020401	Court Fees	2,300,000.00	2,300,000.00	0.00
<b>12020500 FINES - GENERAL</b>							<b>200,000.00</b>	<b>200,000.00</b>	<b>0.00</b>
02101	032600200200	0000000000000000	00000	50910899	12020540	Court Fines_12020540	200,000.00	200,000.00	0.00
<b>PERSONNEL COST</b>							<b>204,264,275.09</b>	<b>0.00</b>	<b>0.00</b>
<b>21010100 SALARIES AND WAGES</b>							<b>188,264,075.24</b>	<b>0.00</b>	<b>0.00</b>
02101	032600200200	0000000000000000	00000	50910899	21010101	Salary	188,264,075.24	0.00	0.00
<b>21020100 ALLOWANCES</b>							<b>16,000,199.85</b>	<b>0.00</b>	<b>0.00</b>
02101	032600200200	0000000000000000	00000	50910899	21020108	Domestic Servant	647,231.33	0.00	0.00
02101	032600200200	0000000000000000	00000	50910899	21020107	Utility	391,086.60	0.00	0.00
02101	032600200200	0000000000000000	00000	50910899	21020109	Entertainment	117,885.60	0.00	0.00
02101	032600200200	0000000000000000	00000	50910899	21020115	Hazard Allowance	3,619,019.00	0.00	0.00
02101	032600200200	0000000000000000	00000	50910899	21020105	Rent	5,682,660.70	0.00	0.00
02101	032600200200	0000000000000000	00000	50910899	21020144	Research Allowance	235,771.20	0.00	0.00
02101	032600200200	0000000000000000	00000	50910899	21020163	Security Allowance	589,428.00	0.00	0.00
02101	032600200200	0000000000000000	00000	50910899	21020174	Vehicle Allowance	294,714.00	0.00	0.00
02101	032600200200	0000000000000000	00000	50910899	21020103	Leave Grant	1,249,715.08	0.00	0.00
02101	032600200200	0000000000000000	00000	50910899	21020135	Medical Allowance	235,771.20	0.00	0.00
02101	032600200200	0000000000000000	00000	50910899	21020104	Meal Subsidy_21020104	673,258.16	0.00	0.00
02101	032600200200	0000000000000000	00000	50910899	21020106	Transport	2,263,658.98	0.00	0.00
<b>OVERHEAD COST</b>							<b>52,945,588.00</b>	<b>38,389,868.00</b>	<b>0.00</b>
<b>22020100 TRAVEL AND TRANSPORT - GENERAL</b>							<b>17,383,000.00</b>	<b>17,383,000.00</b>	<b>0.00</b>
02101	032600200200	0000000000000000	00000	50910899	22020101	Local Travel and Transport	17,383,000.00	17,383,000.00	0.00
<b>22020200 UTILITIES - GENERAL</b>							<b>250,000.00</b>	<b>0.00</b>	<b>0.00</b>
02101	032600200200	0000000000000000	00000	50910899	22020205	Water Rates_22020205	50,000.00	0.00	0.00
02101	032600200200	0000000000000000	00000	50910899	22020212	Mails, Courier, Diplomatic Mail	200,000.00	0.00	0.00
<b>22020300 MATERIALS AND SUPPLIES - GENERAL</b>							<b>8,342,848.00</b>	<b>7,825,688.00</b>	<b>0.00</b>
02101	032600200200	0000000000000000	00000	50910899	22020315	Office Material And Supplies	7,010,660.00	6,493,500.00	0.00
02101	032600200200	0000000000000000	00000	50910899	22020304	Magazines and Periodicals	22,188.00	22,188.00	0.00
02101	032600200200	0000000000000000	00000	50910899	22020307	Drugs/Laboratory/Medical Supplies	580,000.00	580,000.00	0.00
02101	032600200200	0000000000000000	00000	50910899	22020316	Computer Materials And Supplies_22020316	730,000.00	730,000.00	0.00
<b>22020400 MAINTENANCE SERVICES - GENERAL</b>							<b>7,308,720.00</b>	<b>7,308,720.00</b>	<b>0.00</b>
02101	032600200200	0000000000000000	00000	50910899	22020415	Maintenance Of Office Equipments	490,000.00	490,000.00	0.00
02101	032600200200	0000000000000000	00000	50910899	22020405	Maintenance Of Plants/Generators	1,812,000.00	1,812,000.00	0.00
02101	032600200200	0000000000000000	00000	50910899	22020404	Maintenance Of Office / It Equipments	200,000.00	200,000.00	0.00
02101	032600200200	0000000000000000	00000	50910899	22020402	Maintenance Of Office Furniture	360,000.00	360,000.00	0.00
02101	032600200200	0000000000000000	00000	50910899	22020401	Maintenance Of Motor Vehicle/Transport Equipment	3,666,720.00	3,666,720.00	0.00
02101	032600200200	0000000000000000	00000	50910899	22020417	Maintenance Of Office Building	780,000.00	780,000.00	0.00

30-2-2020



# CROSS RIVER STATE CHART OF ACCOUNT 2020

## LAW & JUSTICE

### 032600200200 CCA CUSTOMARY COURT OF APPEAL

Fund	Administrative	Programme	Func	Geo	Economic	Description	Approved Budget 2020	Approved Provision 2019	Actual Rev./Exp. Jan -Aug 2019
<b>22020600 OTHER SERVICES - GENERAL</b>							<b>18,068,560.00</b>	<b>4,280,000.00</b>	<b>0.00</b>
02101	032600200200	0000000000000000	00000	50910899	22020642	Chief Judge Contingencies	3,500,000.00	3,500,000.00	0.00
02101	032600200200	0000000000000000	00000	50910899	22020601	Security Services	2,780,000.00	780,000.00	0.00
02101	032600200200	0000000000000000	00000	50910899	22020672	Robe For Members	11,788,560.00	0.00	0.00
<b>22021000 MISCELLANEOUS EXPENSES GENERAL</b>							<b>1,592,460.00</b>	<b>1,592,460.00</b>	<b>0.00</b>
02101	032600200200	0000000000000000	00000	50910899	22021057	Entertainment at Meetings	1,592,460.00	1,592,460.00	0.00
<b>CONSOLIDATED REVENUE CHARGES</b>							<b>52,633,011.10</b>	<b>52,633,011.10</b>	<b>0.00</b>
02101	032600200200	0000000000000000	00000	50910899	21010103	Consolidated Revenue Fund Charge- Salaries	52,633,011.10	52,633,011.10	0.00
<b>CAPITAL EXPENDITURE</b>							<b>103,447,400.00</b>	<b>23,447,400.00</b>	
03101	032600200200	099000000019609	70331	50910899	23010139	Stocking of Library with law Books	1,500,000.00	1,500,000.00	
03101	032600200200	099000000019604	70331	50910899	23050101	Manpower Development & Training	2,000,000.00	2,000,000.00	
03101	032600200200	099000000019608	70331	50910899	23010139	Purchase of Robes for Judges	5,722,400.00	5,722,400.00	
03101	032600200200	099000000019606	70331	50910899	23010119	Purchase of Generators - (1 No. 100KVA)	1,725,000.00	1,725,000.00	
03101	032600200200	099000000019605	70331	50910899	23010119	MISCELLANEOUS CAPITAL ITEMS			
03101	032600200200	099000000019603	70331	50910899	23010104	Purchase of Vehicles 2No. Toyota Saloon Cars, 1 No. Land Cruiser 4.7 and 1 No. Hilux	80,000,000.00		
03101	032600200200	099000000019601	70331	50910899	32010502	Printing of Judiciary News Journal	1,500,000.00	1,500,000.00	
03101	032600200200	099000000019607	70331	50910899	23010139	Purchase of 5 Nos. computers & Printers, 2 Nos. Photocopiers and 2 Nos. Colour Photo copiers	1,000,000.00	1,000,000.00	
03101	032600200200	099000000019602	70331	50910899	23020101	Construction of 1 No. Building for customary Court of appeal	10,000,000.00	10,000,000.00	

#### SUMMARY

<b>Recurrent Revenue</b>	2,500,000.00	2,500,000.00	0.00
<b>Capital Receipts</b>			0.00
<b>TOTAL</b>	<b>2,500,000.00</b>	<b>2,500,000.00</b>	<b>0.00</b>
<b>Personnel Cost</b>	204,264,275.09	0.00	0.00
<b>Overhead Cost</b>	52,945,588.00	38,389,868.00	0.00
<b>Consolidated Revenue Charges</b>	52,633,011.10	52,633,011.10	0.00
<b>SUB-TOTAL</b>	309,842,874.19	91,022,879.10	0.00
<b>Capital Expenditure</b>	103,447,400.00	23,447,400.00	
<b>TOTAL</b>	<b>413,290,274.19</b>	<b>114,470,279.10</b>	<b>0.00</b>






# CROSS RIVER STATE CHART OF ACCOUNT 2020

## LAW & JUSTICE

### 032600200400 CJMCH CROSS RIVER JUDICIARY MULTIDOOR COURT HOUSE

Fund	Administrative	Programme	Func	Geo	Economic	Description	Approved Budget 2020	Approved Provision 2019	Actual Rev./Exp. Jan -Aug 2019
<b>RECURRENT REVENUE</b>							<b>1,500,000.00</b>	<b>1,500,000.00</b>	<b>133,370.00</b>
<b>12020400 FEES - GENERAL</b>							<b>1,500,000.00</b>	<b>1,500,000.00</b>	<b>133,370.00</b>
02101	032600200400	0000000000000000	00000	50910899	12020401	Court Fees	1,500,000.00	1,500,000.00	133,370.00
<b>PERSONNEL COST</b>							<b>31,215,258.17</b>	<b>31,215,258.17</b>	<b>14,767,263.06</b>
<b>21010100 SALARIES AND WAGES</b>							<b>9,346,149.84</b>	<b>9,346,149.84</b>	<b>5,451,920.74</b>
02101	032600200400	0000000000000000	00000	50910899	21010101	Salary	9,346,149.84	9,346,149.84	5,451,920.74
<b>21020100 ALLOWANCES</b>							<b>21,869,108.33</b>	<b>21,869,108.33</b>	<b>9,315,342.32</b>
02101	032600200400	0000000000000000	00000	50910899	21020109	Entertainment	391,138.80	391,138.80	228,164.30
02101	032600200400	0000000000000000	00000	50910899	21020162	Sitting Allowance	5,000,000.00	5,000,000.00	0.00
02101	032600200400	0000000000000000	00000	50910899	21020163	Security Allowance	1,955,694.00	1,955,694.00	1,140,821.50
02101	032600200400	0000000000000000	00000	50910899	21020108	Domestic Servant	782,277.60	782,277.60	456,328.60
02101	032600200400	0000000000000000	00000	50910899	21020135	Medical Allowance	782,277.60	782,277.60	456,328.60
02101	032600200400	0000000000000000	00000	50910899	21020115	Hazard Allowance	3,589,491.58	3,589,491.58	1,568,899.22
02101	032600200400	0000000000000000	00000	50910899	21020111	Vehicle Maintainance	977,847.00	977,847.00	570,410.75
02101	032600200400	0000000000000000	00000	50910899	21020105	Rent	4,401,336.83	4,401,336.83	2,567,446.48
02101	032600200400	0000000000000000	00000	50910899	21020107	Utility	522,323.08	522,323.08	304,688.46
02101	032600200400	0000000000000000	00000	50910899	21020104	Meal Subsidy_21020104	662,876.89	662,876.89	386,678.19
02101	032600200400	0000000000000000	00000	50910899	21020106	Transport	1,086,952.37	1,086,952.37	634,055.55
02101	032600200400	0000000000000000	00000	50910899	21020103	Leave Grant	934,614.98	934,614.98	545,192.07
02101	032600200400	0000000000000000	00000	50910899	21020144	Research Allowance	782,277.60	782,277.60	456,328.60
<b>OVERHEAD COST</b>							<b>20,191,138.80</b>	<b>19,741,138.80</b>	<b>228,164.30</b>
<b>22020100 TRAVEL AND TRANSPORT - GENERAL</b>							<b>2,400,000.00</b>	<b>2,400,000.00</b>	<b>0.00</b>
02101	032600200400	0000000000000000	00000	50910899	22020101	Local Travel and Transport	2,400,000.00	2,400,000.00	0.00
<b>22020200 UTILITIES - GENERAL</b>							<b>400,000.00</b>	<b>400,000.00</b>	<b>0.00</b>
02101	032600200400	0000000000000000	00000	50910899	22020212	Mails, Courier, Diplomatic Mail	400,000.00	400,000.00	0.00
<b>22020300 MATERIALS AND SUPPLIES - GENERAL</b>							<b>2,888,752.00</b>	<b>2,438,752.00</b>	<b>0.00</b>
02101	032600200400	0000000000000000	00000	50910899	22020315	Office Material And Supplies	2,000,000.00	1,550,000.00	0.00
02101	032600200400	0000000000000000	00000	50910899	22020302	Books_22020302	88,752.00	88,752.00	0.00
02101	032600200400	0000000000000000	00000	50910899	22020316	Computer Materials And Supplies_22020316	800,000.00	800,000.00	0.00
<b>22020400 MAINTENANCE SERVICES - GENERAL</b>							<b>8,511,248.00</b>	<b>8,511,248.00</b>	<b>0.00</b>
02101	032600200400	0000000000000000	00000	50910899	22020417	Maintenance Of Office Building	2,000,000.00	2,000,000.00	0.00
02101	032600200400	0000000000000000	00000	50910899	22020405	Maintenance Of Plants/Generators	3,031,248.00	3,031,248.00	0.00
02101	032600200400	0000000000000000	00000	50910899	22020415	Maintenance Of Office Equipments	360,000.00	360,000.00	0.00
02101	032600200400	0000000000000000	00000	50910899	22020402	Maintenance Of Office Furniture	600,000.00	600,000.00	0.00
02101	032600200400	0000000000000000	00000	50910899	22020403	Maintenance Of Office Building / Residential Qtrs	120,000.00	120,000.00	0.00
02101	032600200400	0000000000000000	00000	50910899	22020401	Maintenance Of Motor Vehicle/Transport Equipment	2,000,000.00	2,000,000.00	0.00
02101	032600200400	0000000000000000	00000	50910899	22020414	Maintenance Of Computer And It Equipments	400,000.00	400,000.00	0.00
<b>22020600 OTHER SERVICES - GENERAL</b>							<b>1,991,138.80</b>	<b>1,991,138.80</b>	<b>228,164.30</b>
02101	032600200400	0000000000000000	00000	50910899	22020672	Robe For Members	391,138.80	391,138.80	228,164.30






# CROSS RIVER STATE CHART OF ACCOUNT 2020

## LAW & JUSTICE

### 032600200400 CJMCH CROSS RIVER JUDICIARY MULTIDOOR COURT HOUSE

Fund	Administrative	Programme	Func	Geo	Economic	Description	Approved Budget 2020	Approved Provision 2019	Actual Rev./Exp. Jan -Aug 2019
02101	032600200400	0000000000000000	00000	50910899	22020601	Security Services	1,600,000.00	1,600,000.00	0.00
					<b>22021000</b>	<b>MISCELLANEOUS EXPENSES GENERAL</b>	<b>4,000,000.00</b>	<b>4,000,000.00</b>	<b>0.00</b>
02101	032600200400	0000000000000000	00000	50910899	22021057	Entertainment at Meetings	4,000,000.00	4,000,000.00	0.00
						<b>CONSOLIDATED REVENUE CHARGES</b>	<b>21,699,250.56</b>	<b>21,699,250.56</b>	<b>2,786,494.90</b>
02101	032600200400	0000000000000000	00000	50910899	21010103	Consolidated Revenue Fund Charge- Salaries	21,699,250.56	21,699,250.56	2,786,494.90
						<b>CAPITAL EXPENDITURE</b>	<b>240,875,000.00</b>	<b>93,375,000.00</b>	
03101	032600200400	099000000019415	70131	50910899	23010139	Purchase of 5 nos. Computers & Printers and 2 Nos. Photocopiers	1,518,750.00	1,518,750.00	
03101	032600200400	099000000019419	70331	50910899	23020101	Construction of Building for Multi- door Court	10,000,000.00	10,000,000.00	
03101	032600200400	099000000019414	70131	50910899	23010119	Purchase of Generator (1 No. 75KVA )	2,950,000.00	2,950,000.00	
03101	032600200400	099000000019413	70131	50910899	23050101	Manpower Development & Training	5,000,000.00	5,000,000.00	
03101	032600200400	099000000019417	70451	50910899	23010105	Purchase of Vehicles:7 Nos. Toyota Saloon Cars & 1 No. Hilux	32,500,000.00		
03101	032600200400	099000000019410	70631	50910899	23020105	Construction of 1 No. Borehole	750,000.00	750,000.00	
03101	032600200400	099000000019409	70451	50910899	23010105	Purchase of Vehicles:7 Nos. Toyota Saloon Cars & 1 No. Hilux	32,500,000.00		
03101	032600200400	099000000019425	70631	50910899	23020105	Construction of 1 No. Borehole	750,000.00	750,000.00	
03101	032600200400	099000000019408	70131	50910899	32010613	Stocking of Library with Law books	1,500,000.00	1,500,000.00	
03101	032600200400	099000000019406	70131	50910899	23010119	Purchase of Generator (1 No. 75KVA )	2,950,000.00	2,950,000.00	
03101	032600200400	099000000019416	70131	50910899	32010613	Stocking of Library with Law books	1,500,000.00	1,500,000.00	
03101	032600200400	099000000019412	70131	50910899	23050103	Multi - Door News Publication and Sensitization	3,000,000.00	3,000,000.00	
03101	032600200400	099000000019418	70631	50910899	23010105	Construction of 1 No. Borehole	750,000.00	750,000.00	
03101	032600200400	099000000019405	70131	50910899	23050101	Manpower Development & Training	5,000,000.00	5,000,000.00	
03101	032600200400	099000000019420	70331	50910899	23050103	Multi - Door News Publication and Sensitization	30,000,000.00	3,000,000.00	
03101	032600200400	099000000019421	70131	50910899	23010139	Purchase of Generator (1 No. 75KVA )	2,950,000.00	2,950,000.00	
03101	032600200400	099000000019422	70131	50910899	23010139	Purchase of 5 nos. Computers & Printers and 2 Nos. Photocopiers	1,518,750.00	1,518,750.00	
03101	032600200400	099000000019423	70131	50910899	32010613	Stocking of Library with Law books	1,500,000.00	1,500,000.00	
03101	032600200400	099000000019407	70131	50910899	23010139	Purchase of 5 nos. Computers & Printers and 2 Nos. Photocopiers	1,518,750.00	1,518,750.00	
03101	032600200400	099000000019403	70631	50910899	23020105	Construction of 1 No. Borehole	750,000.00	750,000.00	
03101	032600200400	099000000019402	70451	50910899	23010105	Purchase of Vehicles:7 Nos. Toyota Saloon Cars & 1 No. Hilux	32,500,000.00		
03101	032600200400	099000000019404	70131	50910899	23050103	Multi - Door News Publication and Sensitization	5,000,000.00	5,000,000.00	
03101	032600200400	099000000019427	70131	50910899	23050103	Multi - Door News Publication and Sensitization	3,000,000.00	3,000,000.00	
03101	032600200400	099000000019426	70331	50910899	23020101	Construction of Building for Multi- door Court	10,000,000.00	10,000,000.00	
03101	032600200400	099000000019431	70131	50910899	32010613	Stocking of Library with Law books	1,500,000.00	1,500,000.00	
03101	032600200400	099000000019430	70131	50910899	23010139	Purchase of 5 nos. Computers & Printers and 2 Nos. Photocopiers	1,518,750.00	1,518,750.00	
03101	032600200400	099000000019424	70451	50910899	23010105	Purchase of Vehicles:7 Nos. Toyota Saloon Cars & 1 No. Hilux	32,500,000.00		
03101	032600200400	099000000019429	70131	50910899	23010119	Purchase of Generator (1 No. 75KVA )	2,950,000.00	2,950,000.00	





# CROSS RIVER STATE CHART OF ACCOUNT 2020

## LAW & JUSTICE

### 032600200400 CJMCH CROSS RIVER JUDICIARY MULTIDOOR COURT HOUSE

<u>Fund</u>	<u>Administrative</u>	<u>Programme</u>	<u>Functic</u>	<u>Geo</u>	<u>Economic</u>	<u>Description</u>	<u>Approved Budget 2020</u>	<u>Approved Provision 2019</u>	<u>Actual Rev./Exp.</u> <u>Jan -Aug 2019</u>
03101	032600200400	099000000019428	70131	50910899	23050101	Manpower Development & Training	3,000,000.00	3,000,000.00	
03101	032600200400	099000000019401	70331	50910899	23030120	Renovation of Building for Multi - door Court Building , Calabar		9,500,000.00	
03101	032600200400	099000000019411	70331	50910899	23020101	Construction of Building for Multi- door Court	10,000,000.00	10,000,000.00	

#### SUMMARY

<b>Recurrent Revenue</b>	1,500,000.00	1,500,000.00	133,370.00
<b>Capital Receipts</b>			0.00
<b>TOTAL</b>	<b>1,500,000.00</b>	<b>1,500,000.00</b>	<b>133,370.00</b>
<b>Personnel Cost</b>	31,215,258.17	31,215,258.17	14,767,263.06
<b>Overhead Cost</b>	20,191,138.80	19,741,138.80	228,164.30
<b>Consolidated Revenue Charges</b>	21,699,250.56	21,699,250.56	2,786,494.90
<b>SUB-TOTAL</b>	<b>73,105,647.53</b>	<b>72,655,647.53</b>	<b>17,781,922.26</b>
<b>Capital Expenditure</b>	240,875,000.00	93,375,000.00	
<b>TOTAL</b>	<b>313,980,647.53</b>	<b>166,030,647.53</b>	<b>17,781,922.26</b>






# CROSS RIVER STATE CHART OF ACCOUNT 2020

## REGIONAL

### 040100100100 MNCD MINISTRY OF NEW CITIES DEVELOPMENT

Fund	Administrative	Programme	Func	Geo	Economic	Description	Approved Budget 2020	Approved Provision 2019	Actual Rev./Exp. Jan -Aug 2019
						<b>CAPITAL RECEIPTS</b>	<b>3,000,000,000.00</b>	<b>3,000,000,000.00</b>	<b>0.00</b>
					<b>14020500</b>	<b>INTERNAL LOANS</b>	<b>3,000,000,000.00</b>	<b>3,000,000,000.00</b>	<b>0.00</b>
02101	040100100100	0000000000000000	00000	50910899	14020505	Calabar Convention Center	3,000,000,000.00	3,000,000,000.00	0.00
						<b>PERSONNEL COST</b>	<b>33,826,139.27</b>	<b>20,838,050.35</b>	<b>7,879,177.26</b>
					<b>21010100</b>	<b>SALARIES AND WAGES</b>	<b>7,282,955.82</b>	<b>9,524,016.60</b>	<b>3,377,858.42</b>
02101	040100100100	0000000000000000	00000	50910899	21010101	Salary	7,282,955.82	9,524,016.60	3,377,858.42
					<b>21020100</b>	<b>ALLOWANCES</b>	<b>26,543,183.45</b>	<b>11,314,033.75</b>	<b>4,501,318.84</b>
02101	040100100100	0000000000000000	00000	50910899	21020103	Leave Grant	709,304.10	952,476.12	337,785.80
02101	040100100100	0000000000000000	00000	50910899	21020110	Journal	79,997.40	79,997.40	46,665.15
02101	040100100100	0000000000000000	00000	50910899	21020109	Entertainment	45,600.00	45,600.00	20,900.00
02101	040100100100	0000000000000000	00000	50910899	21020108	Domestic Servant	2,754,480.12	2,754,480.12	1,116,260.67
02101	040100100100	0000000000000000	00000	50910899	21020107	Utility	282,601.84	326,566.08	149,525.50
02101	040100100100	0000000000000000	00000	50910899	21020106	Transport	1,040,786.16	1,381,285.50	505,383.26
02101	040100100100	0000000000000000	00000	50910899	21020105	Rent	7,255,503.51	4,776,062.73	1,766,704.65
02101	040100100100	0000000000000000	00000	50910899	21020135	Medical Allowance	533,316.00	533,316.00	311,101.00
02101	040100100100	0000000000000000	00000	50910899	21020104	Meal Subsidy_21020104	336,011.20	410,918.20	175,883.01
02101	040100100100	0000000000000000	00000	50910899	21020136	Non Pay Roll Allowance	13,452,251.52	0.00	0.00
02101	040100100100	0000000000000000	00000	50910899	21020111	Vehicle Maintenance	53,331.60	53,331.60	71,109.80
						<b>OVERHEAD COST</b>	<b>13,230,000.00</b>	<b>16,571,000.00</b>	<b>380,000.00</b>
					<b>22020100</b>	<b>TRAVEL AND TRANSPORT - GENERAL</b>	<b>3,400,000.00</b>	<b>4,358,000.00</b>	<b>0.00</b>
02101	040100100100	0000000000000000	00000	50910899	22020101	Local Travel and Transport	3,400,000.00	4,358,000.00	0.00
					<b>22020200</b>	<b>UTILITIES - GENERAL</b>	<b>2,000.00</b>	<b>2,000.00</b>	<b>0.00</b>
02101	040100100100	0000000000000000	00000	50910899	22020202	Telephone Charges	2,000.00	2,000.00	0.00
					<b>22020300</b>	<b>MATERIALS AND SUPPLIES - GENERAL</b>	<b>1,210,000.00</b>	<b>1,521,000.00</b>	<b>82,000.00</b>
02101	040100100100	0000000000000000	00000	50910899	22020315	Office Material And Supplies	1,200,000.00	1,520,000.00	82,000.00
02101	040100100100	0000000000000000	00000	50910899	22020302	Books_22020302	10,000.00	1,000.00	0.00
					<b>22020400</b>	<b>MAINTENANCE SERVICES - GENERAL</b>	<b>7,298,000.00</b>	<b>9,060,000.00</b>	<b>298,000.00</b>
02101	040100100100	0000000000000000	00000	50910899	22020414	Maintenance Of Computer And It Equipments	1,370,000.00	1,520,000.00	100,000.00
02101	040100100100	0000000000000000	00000	50910899	22020405	Maintenance Of Plants/Generators	2,348,000.00	2,840,000.00	59,000.00
02101	040100100100	0000000000000000	00000	50910899	22020415	Maintenance Of Office Equipments	1,070,000.00	0.00	0.00
02101	040100100100	0000000000000000	00000	50910899	22020402	Maintenance Of Office Furniture	1,040,000.00	2,140,000.00	69,000.00
02101	040100100100	0000000000000000	00000	50910899	22020401	Maintenance Of Motor Vehicle/Transport Equipment	1,470,000.00	2,560,000.00	70,000.00
					<b>22020600</b>	<b>OTHER SERVICES - GENERAL</b>	<b>460,000.00</b>	<b>600,000.00</b>	<b>0.00</b>
02101	040100100100	0000000000000000	00000	50910899	22020639	Press And Public Relation/ Advertisement	460,000.00	600,000.00	0.00
					<b>22020900</b>	<b>FINANCIAL CHARGES - GENERAL</b>	<b>500,000.00</b>	<b>600,000.00</b>	<b>0.00</b>
02101	040100100100	0000000000000000	00000	50910899	22020901	Bank Charges (Other Than Interest)	500,000.00	600,000.00	0.00
					<b>22021000</b>	<b>MISCELLANEOUS EXPENSES GENERAL</b>	<b>360,000.00</b>	<b>430,000.00</b>	<b>0.00</b>
02101	040100100100	0000000000000000	00000	50910899	22021057	Entertainment at Meetings	280,000.00	350,000.00	0.00
02101	040100100100	0000000000000000	00000	50910899	22021047	Servicom	80,000.00	80,000.00	0.00







# CROSS RIVER STATE CHART OF ACCOUNT 2020

## REGIONAL

### 040100100100 MNCD MINISTRY OF NEW CITIES DEVELOPMENT

Fund	Administrative	Programme	Functic	Geo	Economic	Description	Approved Budget 2020	Approved Provision 2019	Actual Rev./Exp. Jan -Aug 2019
<b>CONSOLIDATED REVENUE CHARGES</b>							<b>9,895,742.16</b>	<b>9,895,742.16</b>	<b>2,786,494.90</b>
02101	040100100100	0000000000000000	00000	50910899	21010103	Consolidated Revenue Fund Charge- Salaries	9,895,742.16	9,895,742.16	2,786,494.90
<b>CAPITAL EXPENDITURE</b>							<b>30,568,000,000.00</b>	<b>18,049,400,000.00</b>	
03101	040100100100	099000000026317	70461	50910899	23020118	Infrastructure for Summit Hill	300,000,000.00	100,000,000.00	
03101	040100100100	099000000026318	70133	50910899	23010102	Rent of Office Accomation	2,000,000.00	2,000,000.00	
03101	040100100100	099000000026319	70133	50910899	23010119	Purchase of Generator	3,000,000.00	3,000,000.00	
03101	040100100100	099000000026320	70133	50910899	23010139	Procurement /Maintenance of Office Equipment	6,000,000.00	6,000,000.00	
03101	040100100100	099000000026313	70621	50910899	23020118	Technical Capacity Building	6,500,000.00	6,500,000.00	
03101	040100100100	099000000026302	70621	50910899	23020119	Design & Construction of Calas Vagas	5,124,000,000.00	600,000,000.00	
03101	040100100100	099000000026321	70452	50910899	23010109	Executive Speed boat & 50 Water Vessel Protected	0.00	400,000.00	
03101	040100100100	099000000026316	70461	50910899	23050103	Sensitization of Awareness Prgrammes	6,500,000.00	6,500,000.00	
03101	040100100100	099000000026314	70621	50910899	23010129	Purchase of Heavy Duty Equipments	6,000,000,000.00	1,300,000,000.00	
03101	040100100100	099000000026312	70621	50910899	23020118	Haulage City	200,000,000.00	285,000,000.00	
03101	040100100100	099000000026311	70621	50910899	23020118	canalization of Calas Vegas	2,000,000,000.00	3,000,000,000.00	
03101	040100100100	099000000026310	70133	50910899	23010112	Procurement of Office Furniture	20,000,000.00	20,000,000.00	
03101	040100100100	099000000026309	70621	50910899	23020118	Investment, Dredging & Reclamation of Calas Vegas	5,000,000,000.00	5,000,000,000.00	
03101	040100100100	099000000026308	70621	50910899	23020118	Design and Construction of Norticot City - Northern Senatorial District	2,000,000,000.00	200,000,000.00	
03101	040100100100	099000000026307	70621	50910899	23020118	Design and Construction of Centicot City - Central Senatorial District	3,000,000,000.00	1,500,000,000.00	
03101	040100100100	099000000026305	70621	50910899	23020118	Design and Construction of Ranch Resort / Maintenance / Upgrading	1,000,000,000.00	800,000,000.00	
03101	040100100100	099000000026303	70621	50910899	23020118	New City Development in Abi	2,000,000,000.00	2,000,000,000.00	
03101	040100100100	099000000026315	70133	50910899	23050103	Consultancy for the Development Viable New Cities Model	200,000,000.00	20,000,000.00	
03101	040100100100	099000000026304	70621	50910899	23020118	Design and Construction of Obudu New City	3,000,000,000.00	1,500,000,000.00	
03101	040100100100	099000000026301	70621	50910899	23020118	Construction of New Village & Renovation	500,000,000.00	1,500,000,000.00	
03101	040100100100	099000000026306	70621	50910899	23020118	Design and Construction of Summit Hills	200,000,000.00	200,000,000.00	

#### SUMMARY

##### Recurrent Revenue

##### Capital Receipts

##### TOTAL

##### Personnel Cost

##### Overhead Cost


##### Consolidated Revenue Charges

##### SUB-TOTAL

##### Capital Expenditure

##### TOTAL

	3,000,000,000.00	3,000,000,000.00	0.00
	<b>3,000,000,000.00</b>	<b>3,000,000,000.00</b>	<b>0.00</b>
	33,826,139.27	20,838,050.35	7,879,177.26
	13,230,000.00	16,571,000.00	380,000.00
	9,895,742.16	9,895,742.16	2,786,494.90
	56,951,881.43	47,304,792.51	11,045,672.16
	30,568,000,000.00	18,049,400,000.00	
	<b>30,624,951,881.43</b>	<b>18,096,704,792.51</b>	<b>11,045,672.16</b>







**CROSS RIVER STATE CHART OF ACCOUNT 2020**

**REGIONAL**

**040200100100 MOSH MINISTRY OF SOCIAL HOUSING**

Fund	Administrative	Programme	Func	Geo	Economic	Description	Approved Budget 2020	Approved Provision 2019	Actual Rev./Exp. Jan -Aug 2019
<b>CAPITAL RECEIPTS</b>							<b>1,000,000,000.00</b>	<b>1,500,000,000.00</b>	<b>0.00</b>
<b>14020200 OTHER CAPITAL RECEIPTS_14020200</b>							<b>1,000,000,000.00</b>	<b>1,500,000,000.00</b>	<b>0.00</b>
02101	040200100100	0000000000000000	00000	50910899	14020201	Other Capital Receipts To Cdf	1,000,000,000.00	1,500,000,000.00	0.00
<b>PERSONNEL COST</b>							<b>8,493,827.00</b>	<b>8,166,217.00</b>	<b>3,528,782.00</b>
<b>21010100 SALARIES AND WAGES</b>							<b>4,650,495.00</b>	<b>4,009,451.00</b>	<b>1,474,212.00</b>
02101	040200100100	0000000000000000	00000	50910899	21010101	Salary	4,650,495.00	4,009,451.00	1,474,212.00
<b>21020100 ALLOWANCES</b>							<b>3,843,332.00</b>	<b>4,156,766.00</b>	<b>2,054,570.00</b>
02101	040200100100	0000000000000000	00000	50910899	21020107	Utility	59,127.00	645,545.00	732,081.00
02101	040200100100	0000000000000000	00000	50910899	21020105	Rent	2,325,247.00	2,005,025.00	865,737.00
02101	040200100100	0000000000000000	00000	50910899	21020108	Domestic Servant	294,312.00	305,712.00	0.00
02101	040200100100	0000000000000000	00000	50910899	21020103	Leave Grant	465,077.00	401,005.00	173,147.00
02101	040200100100	0000000000000000	00000	50910899	21020106	Transport	569,876.00	651,428.00	218,663.00
02101	040200100100	0000000000000000	00000	50910899	21020104	Meal Subsidy_21020104	129,693.00	148,051.00	64,942.00
<b>OVERHEAD COST</b>							<b>33,788,146.00</b>	<b>19,019,860.00</b>	<b>6,650.00</b>
<b>22020100 TRAVEL AND TRANSPORT - GENERAL</b>							<b>4,500,000.00</b>	<b>3,466,800.00</b>	<b>0.00</b>
02101	040200100100	0000000000000000	00000	50910899	22020101	Local Travel and Transport	4,500,000.00	3,466,800.00	0.00
<b>22020200 UTILITIES - GENERAL</b>							<b>1,339,305.00</b>	<b>627,700.00</b>	<b>0.00</b>
02101	040200100100	0000000000000000	00000	50910899	22020202	Telephone Charges	320,000.00	216,000.00	0.00
02101	040200100100	0000000000000000	00000	50910899	22020212	Mails, Courier, Diplomatic Mail	1,019,305.00	411,700.00	0.00
<b>22020300 MATERIALS AND SUPPLIES - GENERAL</b>							<b>8,877,100.00</b>	<b>1,993,960.00</b>	<b>0.00</b>
02101	040200100100	0000000000000000	00000	50910899	22020315	Office Material And Supplies	4,886,500.00	1,072,260.00	0.00
02101	040200100100	0000000000000000	00000	50910899	22020305	Printing Of Non Security Documents	1,000,000.00	310,800.00	0.00
02101	040200100100	0000000000000000	00000	50910899	22020316	Computer Materials And Supplies_22020316	2,990,600.00	610,900.00	0.00
<b>22020400 MAINTENANCE SERVICES - GENERAL</b>							<b>2,916,246.00</b>	<b>1,550,000.00</b>	<b>0.00</b>
02101	040200100100	0000000000000000	00000	50910899	22020402	Maintenance Of Office Furniture	343,001.00	160,000.00	0.00
02101	040200100100	0000000000000000	00000	50910899	22020405	Maintenance Of Plants/Generators	190,000.00	200,000.00	0.00
02101	040200100100	0000000000000000	00000	50910899	22020414	Maintenance Of Computer And It Equipments	270,000.00	270,000.00	0.00
02101	040200100100	0000000000000000	00000	50910899	22020415	Maintenance Of Office Equipments	580,000.00	80,000.00	0.00
02101	040200100100	0000000000000000	00000	50910899	22020417	Maintenance Of Office Building	120,000.00	120,000.00	0.00
02101	040200100100	0000000000000000	00000	50910899	22020401	Maintenance Of Motor Vehicle/Transport Equipment	1,413,245.00	720,000.00	0.00
<b>22020500 TRAINING - GENERAL</b>							<b>2,500,000.00</b>	<b>5,080,000.00</b>	<b>0.00</b>
02101	040200100100	0000000000000000	00000	50910899	22020505	Workshops, Conference And Seminar	1,000,000.00	1,000,000.00	0.00
02101	040200100100	0000000000000000	00000	50910899	22020501	Local Training	500,000.00	80,000.00	0.00
02101	040200100100	0000000000000000	00000	50910899	22020509	Annual Conference of CSC	1,000,000.00	4,000,000.00	0.00
<b>22020600 OTHER SERVICES - GENERAL</b>							<b>3,704,000.00</b>	<b>5,150,000.00</b>	<b>0.00</b>
02101	040200100100	0000000000000000	00000	50910899	22020635	Other Service	2,704,000.00	5,000,000.00	0.00
02101	040200100100	0000000000000000	00000	50910899	22020639	Press And Public Relation/ Advertisement	1,000,000.00	150,000.00	0.00
<b>22020900 FINANCIAL CHARGES - GENERAL</b>							<b>2,000,000.00</b>	<b>0.00</b>	<b>0.00</b>
02101	040200100100	0000000000000000	00000	50910899	22020901	Bank Charges (Other Than Interest)	1,000,000.00	0.00	0.00

**CERTIFIED TRUE COPY**



# CROSS RIVER STATE CHART OF ACCOUNT 2020

## REGIONAL

### 040200100100 MOSH MINISTRY OF SOCIAL HOUSING

Fund	Administrative	Programme	Functic	Geo	Economic	Description	Approved Budget 2020	Approved Provision 2019	Actual Rev./Exp. Jan -Aug 2019
02101	040200100100	0000000000000000	00000	50910899	22020910	Other Financial Expenses	1,000,000.00	0.00	0.00
					<b>22021000</b>	<b>MISCELLANEOUS EXPENSES GENERAL</b>	<b>7,951,495.00</b>	<b>1,151,400.00</b>	<b>6,650.00</b>
02101	040200100100	0000000000000000	00000	50910899	22021057	Entertainment at Meetings	7,951,495.00	1,151,400.00	6,650.00
						<b>CONSOLIDATED REVENUE CHARGES</b>	<b>11,500,000.00</b>	<b>6,028,000.00</b>	<b>0.00</b>
02101	040200100100	0000000000000000	00000	50910899	21010103	Consolidated Revenue Fund Charge- Salaries	11,500,000.00	6,028,000.00	0.00
						<b>CAPITAL EXPENDITURE</b>	<b>44,213,550,000.00</b>	<b>108,256,900,000.00</b>	
03101	040200100100	099000000008413	70133	50910899	23010139	Procurement of 7 Nos. of Fridges	27,300,000.00	27,300,000.00	
03101	040200100100	099000000008419	70133	50910899	32010601	Procurement of 14Nos of Visitor's Chairs	36,400,000.00	36,400,000.00	
03101	040200100100	099000000008416	70611	50910899	23020104	Development of 5000 Housing Units across the 18 LGA of CRS	2,000,000,000.00	2,000,000,000.00	
03101	040200100100	099000000008418	70133	50910899	23010139	Procurement of 10nos desktop computer, 5nos laptop, 10nos photocopy machine	380,000,000.00	380,000,000.00	
03101	040200100100	099000000008404	70611	50910899	23030103	Automated PVC roofing tiles, long span roofing sheets plumbing pipes and electrical conduit pipes manufacturing plants	2,500,000,000.00	18,000,000,000.00	
03101	040200100100	099000000008414	70461	50910899	23050103	Create awareness on Social Housing using electronic and paper media	180,000,000.00	180,000,000.00	
03101	040200100100	099000000008412	70611	50910899	23020104	Development first batch of 300 Social Housing units for Bakassi returnees	5,000,000,000.00	40,000,000,000.00	
03101	040200100100	099000000008411	70133	50910899	32010601	Procurement of 10 No of Swivel Chairs	8,000,000.00	82,500,000.00	
03101	040200100100	099000000008410	70611	50910899	23020103	Development 60 Social Housing unit in each LGA for the core poor (Excluding Bakassi)	10,000,000,000.00	20,000,000,000.00	
03101	040200100100	099000000008417	70611	50910899	23050108	Conduct Housing needs Survey in the 18LGAs	3,000,000.00	1,000,000,000.00	
03101	040200100100	099000000008409	70611	50910899	23020103	Developing of New Housing Estate and Infrastructure Development in Calabar Municipality	2,000,000,000.00		
03101	040200100100	099000000008408	70133	50910899	32010605	Procurement of 7 Nos. of Flat Screen Televisions	69,300,000.00	69,300,000.00	
03101	040200100100	099000000008407	70133	50910899	32010601	Procurement of 17 No. Tables	5,000,000.00	476,850,000.00	
03101	040200100100	099000000008415	70611	50910899	23030103	Renovation /Refurbishing of Obudu Cattle Ranch Resort	5,000,000,000.00	2,000,000,000.00	
03101	040200100100	099000000008405	70611	50910899	23030103	Automated Vibrated block Manufacturing plant for both concret and sandcret	3,000,000,000.00	15,000,000,000.00	
03101	040200100100	099000000008403	70611	50910899	23020118	Provision of infrastructure(Road,Drains,Electricity, Water, Landscaping in all Social Housing Estates across the State	7,000,000,000.00	3,000,000,000.00	
03101	040200100100	099000000008402	70611	50910899	23030103	Renovation and Furnishing of Ministry of Social Housing Office Complex	1,000,000,000.00	1,000,000,000.00	
03101	040200100100	099000000008401	70611	50910899	23030103	Ceramics tiles and Marbles Production Plant	6,000,000,000.00	5,000,000,000.00	
03101	040200100100	099000000008406	70133	50910899	23010140	Procurement of 7 Nos. of Decoders	4,550,000.00	4,550,000.00	

**CERTIFIED TRUE COPY**



**CROSS RIVER STATE CHART OF ACCOUNT 2020**  
**REGIONAL**  
**040200100100 MOSH MINISTRY OF SOCIAL HOUSING**

<u>Fund</u>	<u>Administrative</u>	<u>Programme</u>	<u>Funcic</u>	<u>Geo</u>	<u>Economic</u>	<u>Description</u>	<u>Approved Budget 2020</u>	<u>Approved Provision 2019</u>	<u>Actual Rev./Exp.</u> <u>Jan -Aug 2019</u>
<b>SUMMARY</b>									
<b>Recurrent Revenue</b>									
<b>Capital Receipts</b>							1,000,000,000.00	1,500,000,000.00	0.00
<b>TOTAL</b>							<b>1,000,000,000.00</b>	<b>1,500,000,000.00</b>	<b>0.00</b>
<b>Personnel Cost</b>							8,493,827.00	8,166,217.00	3,528,782.00
<b>Overhead Cost</b>							33,788,146.00	19,019,860.00	6,650.00
<b>Consolidated Revenue Charges</b>							11,500,000.00	6,028,000.00	0.00
<b>SUB-TOTAL</b>							53,781,973.00	33,214,077.00	3,535,432.00
<b>Capital Expenditure</b>							44,213,550,000.00	108,256,900,000.00	
<b>TOTAL</b>							<b>44,267,331,973.00</b>	<b>108,290,114,077.00</b>	<b>3,535,432.00</b>

30-2-2020  
 CERTIFIED TRUE COPY




# CROSS RIVER STATE CHART OF ACCOUNT 2020

## REGIONAL

### 041300100100 MLH MINISTRY OF LANDS

Fund	Administrative	Programme	Func	Geo	Economic	Description	Approved Budget 2020	Approved Provision 2019	Actual Rev./Exp. Jan -Aug 2019
<b>RECURRENT REVENUE</b>							<b>504,789,800.00</b>	<b>1,142,039,050.00</b>	<b>20,036,544.00</b>
<b>12010100 PERSONAL TAXES</b>							<b>0.00</b>	<b>100,000,000.00</b>	<b>100,000.00</b>
02101	041300100100	0000000000000000	00000	50910899	12010107	Capital Gain Tax	0.00	50,000,000.00	100,000.00
02101	041300100100	0000000000000000	00000	50910899	12010104	Stamp Duty_12010104	0.00	50,000,000.00	0.00
<b>12020400 FEES - GENERAL</b>							<b>140,470,000.00</b>	<b>135,470,000.00</b>	<b>244,000.00</b>
02101	041300100100	0000000000000000	00000	50910899	12020460	Building Plan Approval Fees	140,000,000.00	135,000,000.00	0.00
02101	041300100100	0000000000000000	00000	50910899	12020462	Publication Fees_12020462	470,000.00	470,000.00	244,000.00
<b>12020500 FINES - GENERAL</b>							<b>40,100,400.00</b>	<b>82,059,700.00</b>	<b>0.00</b>
02101	041300100100	0000000000000000	00000	50910899	12020523	Premium Charges	20,000,000.00	35,750,000.00	0.00
02101	041300100100	0000000000000000	00000	50910899	12020524	Fines On Building Approval_12020524	8,100,400.00	16,309,700.00	0.00
02101	041300100100	0000000000000000	00000	50910899	12020544	Fines on Illegal Development/Fines on Illegal/Unapproved Development	12,000,000.00	30,000,000.00	0.00
<b>12020600 SALES - GENERAL</b>							<b>50,000,000.00</b>	<b>50,000,000.00</b>	<b>0.00</b>
02101	041300100100	0000000000000000	00000	50910899	12020620	Sales Of Other Government Properties	50,000,000.00	50,000,000.00	0.00
<b>12020800 RENT ON GOVERNMENT BUILDINGS - GENERAL</b>							<b>40,000,000.00</b>	<b>50,000,000.00</b>	<b>17,213,044.00</b>
02101	041300100100	0000000000000000	00000	50910899	12020807	Rent on Government Property	40,000,000.00	50,000,000.00	17,213,044.00
<b>12022000 FEES - GENERAL (CONT.)</b>							<b>234,219,400.00</b>	<b>690,809,350.00</b>	<b>2,479,500.00</b>
02101	041300100100	0000000000000000	00000	50910899	12022119	Publication Fees_12022119	12,204,220.00	26,504,350.00	0.00
02101	041300100100	0000000000000000	00000	50910899	12022220	Re-Certification of C of O and Other Revenue	69,830,180.00	136,000,000.00	0.00
02101	041300100100	0000000000000000	00000	50910899	12022111	Non-Refundable Application Fee for Issuance of Certificate of Occupancy	0.00	135,000,000.00	0.00
02101	041300100100	0000000000000000	00000	50910899	12022112	Fees for Objection Against Issuance of Certificate of Occupancy	1,000,000.00	2,700,000.00	0.00
02101	041300100100	0000000000000000	00000	50910899	12022110	Non-Refundable Application Fee for Issuance of Letter of Consent	52,000,000.00	175,500,000.00	0.00
02101	041300100100	0000000000000000	00000	50910899	12022214	Consultancy & Professional Services	470,000.00	470,000.00	244,000.00
02101	041300100100	0000000000000000	00000	50910899	12022113	Registration of Layout Plans	2,500,000.00	5,000,000.00	0.00
02101	041300100100	0000000000000000	00000	50910899	12022115	Non-Refundable Application Fee for Allocation of State Land	23,500,000.00	67,000,000.00	0.00
02101	041300100100	0000000000000000	00000	50910899	12022278	Approval / Executive & Registration of Deeds	20,000,000.00	33,700,000.00	0.00
02101	041300100100	0000000000000000	00000	50910899	12022204	Processing fee for Revocation of Power Attorney	65,000.00	135,000.00	0.00
02101	041300100100	0000000000000000	00000	50910899	12022120	Approval for Allocation of State Land	32,250,000.00	67,500,000.00	0.00
02101	041300100100	0000000000000000	00000	50910899	12022117	Site Analysis	400,000.00	800,000.00	0.00
02101	041300100100	0000000000000000	00000	50910899	12022274	Refuse / Collection Fees	20,000,000.00	40,500,000.00	2,235,500.00
<b>16010100 SPECIAL FUNDS/ACCOUNTS - RECEIPTS_16010100</b>							<b>0.00</b>	<b>33,700,000.00</b>	<b>0.00</b>
02101	041300100100	0000000000000000	00000	50910899	16010108	Land Development Levy/Fees for Land Development	0.00	33,700,000.00	0.00
<b>CAPITAL RECIEPTS</b>							<b>700,000,000.00</b>	<b>700,000,000.00</b>	<b>0.00</b>
<b>14020200 OTHER CAPITAL RECEIPTS_14020200</b>							<b>700,000,000.00</b>	<b>700,000,000.00</b>	<b>0.00</b>
02101	041300100100	0000000000000000	00000	50910899	14020308	Proceeds from Allocation of Government Lands	700,000,000.00	700,000,000.00	0.00
<b>PERSONNEL COST</b>							<b>3,925,920,509.87</b>	<b>195,941,588.26</b>	<b>117,787,608.59</b>






# CROSS RIVER STATE CHART OF ACCOUNT 2020

## REGIONAL

### 041300100100 MLH MINISTRY OF LANDS

Fund	Administrative	Programme	Func	Geo	Economic	Description	Approved Budget 2020	Approved Provision 2019	Actual Rev./Exp. Jan -Aug 2019
<b>21010100 SALARIES AND WAGES</b>							<b>3,060,679,267.00</b>	<b>112,189,736.78</b>	<b>69,444,013.10</b>
02101	041300100100	0000000000000000	00000	50910899	21010101	Salary	1,994,874,262.00	101,284,478.30	63,082,612.32
02101	041300100100	0000000000000000	00000	50910899	21010102	Over Time Payments	1,065,805,005.00	10,905,258.48	6,361,400.78
<b>21020100 ALLOWANCES</b>							<b>865,241,242.87</b>	<b>83,751,851.48</b>	<b>48,343,595.49</b>
02101	041300100100	0000000000000000	00000	50910899	21020106	Transport	21,133,461.97	21,203,924.88	11,781,270.79
02101	041300100100	0000000000000000	00000	50910899	21020108	Domestic Servant	130,968,567.50	7,036,450.63	4,218,460.26
02101	041300100100	0000000000000000	00000	50910899	21020104	Meal Subsidy_21020104	2,585,061.92	2,585,804.32	1,385,089.98
02101	041300100100	0000000000000000	00000	50910899	21020105	Rent	567,916,625.00	38,887,642.12	22,684,457.91
02101	041300100100	0000000000000000	00000	50910899	21020103	Leave Grant	117,538,978.80	12,014,642.12	7,011,875.88
02101	041300100100	0000000000000000	00000	50910899	21020107	Utility	24,793,267.68	1,894,107.41	1,196,890.67
02101	041300100100	0000000000000000	00000	50910899	21020109	Entertainment	305,280.00	129,280.00	65,550.00
<b>OVERHEAD COST</b>							<b>28,889,682.70</b>	<b>34,649,035.70</b>	<b>893,800.00</b>
<b>22020100 TRAVEL AND TRANSPORT - GENERAL</b>							<b>3,870,257.90</b>	<b>3,761,257.90</b>	<b>0.00</b>
02101	041300100100	0000000000000000	00000	50910899	22020102	Local Travel and Transport	3,870,257.90	3,761,257.90	0.00
<b>22020300 MATERIALS AND SUPPLIES - GENERAL</b>							<b>3,561,760.30</b>	<b>3,535,053.30</b>	<b>595,000.00</b>
02101	041300100100	0000000000000000	00000	50910899	22020315	Office Material And Supplies	1,877,072.10	1,876,370.10	50,000.00
02101	041300100100	0000000000000000	00000	50910899	22020316	Computer Materials And Supplies_22020316	1,529,109.00	1,503,104.00	495,000.00
02101	041300100100	0000000000000000	00000	50910899	22020314	Other Material and Supplies	155,579.20	155,579.20	50,000.00
<b>22020400 MAINTENANCE SERVICES - GENERAL</b>							<b>2,034,464.50</b>	<b>1,929,524.50</b>	<b>207,800.00</b>
02101	041300100100	0000000000000000	00000	50910899	22020414	Maintenance Of Computer And It Equipments	769,357.70	769,357.70	0.00
02101	041300100100	0000000000000000	00000	50910899	22020401	Maintenance Of Motor Vehicle/Transport Equipment	367,964.00	368,024.00	197,800.00
02101	041300100100	0000000000000000	00000	50910899	22020402	Maintenance Of Office Furniture	214,994.40	109,994.40	10,000.00
02101	041300100100	0000000000000000	00000	50910899	22020405	Maintenance Of Plants/Generators	22,000.00	22,000.00	0.00
02101	041300100100	0000000000000000	00000	50910899	22020415	Maintenance Of Office Equipments	382,818.00	382,818.00	0.00
02101	041300100100	0000000000000000	00000	50910899	22020404	Maintenance Of Office / It Equipments	277,330.40	277,330.40	0.00
<b>22020700 CONSULTING AND PROFESSIONAL SERVICES - GEN</b>							<b>19,168,000.00</b>	<b>25,168,000.00</b>	<b>91,000.00</b>
02101	041300100100	0000000000000000	00000	50910899	22020705	Architectural Services	2,000,000.00	8,000,000.00	23,000.00
02101	041300100100	0000000000000000	00000	50910899	22020710	Adminstration/ Publication	17,168,000.00	17,168,000.00	68,000.00
<b>22020900 FINANCIAL CHARGES - GENERAL</b>							<b>81,600.00</b>	<b>81,600.00</b>	<b>0.00</b>
02101	041300100100	0000000000000000	00000	50910899	22020901	Bank Charges (Other Than Interest)	81,600.00	81,600.00	0.00
<b>22021000 MISCELLANEOUS EXPENSES GENERAL</b>							<b>173,600.00</b>	<b>173,600.00</b>	<b>0.00</b>
02101	041300100100	0000000000000000	00000	50910899	22021053	Hospitality_22021053	86,800.00	86,800.00	0.00
02101	041300100100	0000000000000000	00000	50910899	22021057	Entertainment at Meetings	86,800.00	86,800.00	0.00
<b>CONSOLIDATED REVENUE CHARGES</b>							<b>9,895,742.16</b>	<b>9,895,742.16</b>	<b>4,919,367.38</b>
02101	041300100100	0000000000000000	00000	50910899	21010103	Consolidated Revenue Fund Charge- Salaries	9,895,742.16	9,895,742.16	4,919,367.38
<b>CAPITAL EXPENDITURE</b>							<b>7,150,883,593.00</b>	<b>7,964,967,186.00</b>	
03101	041300100100	990000000030224	70161	50910899	23010102	Purchase of Property (building)	0.00	260,000,000.00	
03101	041300100100	099000000028721	70133	50910899	23010101	Acquisition of Land and Payment of Compensation	1,800,000,000.00	2,800,000,000.00	
03101	041300100100	990000000030217	70133	50910899	32010104	Structural, Mechanical & Electrical drawings for MDAs	0.00	10,000,000.00	






# CROSS RIVER STATE CHART OF ACCOUNT 2020

## REGIONAL

### 041300100100 MLH MINISTRY OF LANDS

Fund	Administrative	Programme	Functic	Geo	Economic	Description	Approved Budget 2020	Approved Provision 2019	Actual Rev./Exp. Jan -Aug 2019
03101	041300100100	990000000030216	70133	50910899	32010102	Digitalization of Town Planning Office	0.00	150,000,000.00	
03101	041300100100	990000000030215	70133	50910899	23010139	Purchase of office Equipment	0.00	5,000,000.00	
03101	041300100100	990000000030214	70133	50910899	32010104	Project Supervision and contract administration for MDAs	0.00	5,000,000.00	
03101	041300100100	099000000028722	70631	50910899	23010133	Survey and Parcellation of Government Acquired Land	10,000,000.00	10,000,000.00	
03101	041300100100	990000000030213	70133	50910899	23010113	Purchase of Modern Laptop Computers for Specialzed Services	0.00	5,000,000.00	
03101	041300100100	990000000030218	70133	50910899	23010101	Clearing of Acquired Land/Allocation	0.00	58,350,000.00	
03101	041300100100	990000000030212	70133	50910899	32010104	Refunds of Money to Applicants for State Land from Land use and Light Industrial Parks at Akai Efa	0.00	16,480,793.00	
03101	041300100100	990000000030223	70161	50910899	32010102	Capacity Building	0.00	5,000,000.00	
03101	041300100100	990000000030221	70133	50910899	23010133	Site and Services	0.00	5,000,000.00	
03101	041300100100	099000000028729	70133	50910899	23010139	Purchase of Equipment for Town Planning	54,000,000.00	54,000,000.00	
03101	041300100100	990000000030590	70133	50910899	23020120	Renovation/Rehabilitation of Acquired Structures for Fabrication Academy	2,500,000,000.00		
03101	041300100100	990000000030225	70161	50910899	32010104	Measurement/Preparation of Bills for MDAs	0.00	20,252,800.00	
03101	041300100100	099000000028725	70161	50910899	32010102	Capacity Building	5,000,000.00	5,000,000.00	
03101	041300100100	990000000030219	70133	50910899	23010101	Acquisition of Land and Payment of Compensation	0.00	2,800,000,000.00	
03101	041300100100	099000000028723	70133	50910899	23010133	Site and Services	5,000,000.00	5,000,000.00	
03101	041300100100	099000000028724	70161	50910899	23010139	Plants and Equipment Machines Purchase/Hiring	5,000,000.00	5,000,000.00	
03101	041300100100	990000000030226	70133	50910899	23010112	Purchase of Office Furniture	0.00	5,000,000.00	
03101	041300100100	990000000030222	70161	50910899	23010139	Plants and Equipment Machines Purchase/Hiring	0.00	5,000,000.00	
03101	041300100100	990000000030227	70133	50910899	23010139	Purchase of Equipment for Town Planning	0.00	54,000,000.00	
03101	041300100100	990000000030210	71061	50910899	23020101	Completion of Administive Block in Bakassi	0.00	10,000,000.00	
03101	041300100100	099000000028727	70161	50910899	32010104	Measurement/Preparation of Bills for MDAs	20,252,800.00	20,252,800.00	
03101	041300100100	990000000030589	70133	50910899	23010101	Purchase of Buildings for the establishment of Fabrication Academy	1,500,000,000.00		
03101	041300100100	099000000028726	70161	50910899	23010102	Purchase of Property (building)	260,000,000.00	260,000,000.00	
03101	041300100100	990000000030209	71061	50910899	23020101	Renovation/ Maintenance of Government Offices	300,000,000.00	300,000,000.00	
03101	041300100100	099000000028713	70133	50910899	32010104	Refunds of Money to Applicants for State Land from Land use and Light Industrial Parks at Akai Efa	16,480,793.00	16,480,793.00	
03101	041300100100	990000000030211	70133	50910899	23030104	Rehabilitation of mins of Finance drains			
03101	041300100100	990000000030203	71061	50910899	23020106	Completion of General Hospital, Boje in Boki LGA	70,000,000.00	70,000,000.00	
03101	041300100100	990000000030208	71061	50910899	23010102	SSG's office Annex	5,000,000.00	5,000,000.00	
03101	041300100100	099000000028716	70133	50910899	32010104	Project Supervision and contract administration for MDAs	5,000,000.00	5,000,000.00	
03101	041300100100	099000000028705	71061	50910899	32010217	Rent of Office Quarter	300,000,000.00	345,000,000.00	
03101	041300100100	099000000028706	71061	50910899	23030120	Building of Staff Quarters in Obudu Ranch Resort	10,000,000.00	10,000,000.00	
03101	041300100100	990000000030220	70631	50910899	23010133	Survey and Parcellation of Government Acquired Land	0.00	10,000,000.00	
03101	041300100100	099000000028710	71061	50910899	23020101	Completion of Administive Block in Bakassi	10,000,000.00	10,000,000.00	
03101	041300100100	099000000028714	70133	50910899	23010113	Purchase of Modern Laptop Computers for Specialzed Services	5,000,000.00	5,000,000.00	
03101	041300100100	099000000028717	70133	50910899	23010139	Purchase of office Equipment	5,000,000.00	5,000,000.00	





# CROSS RIVER STATE CHART OF ACCOUNT 2020

## REGIONAL

### 041300100100 MLH MINISTRY OF LANDS

Fund	Administrative	Programme	Functio	Geo	Economic	Description	Approved Budget 2020	Approved Provision 2019	Actual Rev./Exp. Jan -Aug 2019
03101	041300100100	990000000030204	71061	50910899	23020106	Completion of General Hospital, Ukem Odukpani LGA	17,000,000.00	17,000,000.00	
03101	041300100100	990000000030207	71061	50910899	23020101	Renovation of Government Owned Residential Quarters	5,000,000.00	5,000,000.00	
03101	041300100100	990000000030206	71061	50910899	23030120	Building of Staff Quarters in Obudu Ranch Resort	10,000,000.00	10,000,000.00	
03101	041300100100	990000000030205	71061	50910899	32010217	Rent of Office Quarter	0.00	345,000,000.00	
03101	041300100100	990000000030201	71061	50910899	23020101	Renovation of Honey Factory Obudu	4,800,000.00	4,800,000.00	
03101	041300100100	099000000028728	70133	50910899	23010112	Purchase of Office Furniture	5,000,000.00	5,000,000.00	
03101	041300100100	099000000028720	70133	50910899	23010101	Clearing of Acquired Land/Allocation	58,350,000.00	58,350,000.00	
03101	041300100100	990000000030202	71061	50910899	23020101	Renovation of Ogoja Government Lodge	5,000,000.00	5,000,000.00	
03101	041300100100	099000000028719	70133	50910899	32010104	Structural, Mechanical & Electrical drawings for MDAs	10,000,000.00	10,000,000.00	
03101	041300100100	099000000028718	70133	50910899	32010102	Digitalization of Town Planning Office	150,000,000.00	150,000,000.00	

#### SUMMARY

<b>Recurrent Revenue</b>	504,789,800.00	1,142,039,050.00	20,036,544.00
<b>Capital Receipts</b>	700,000,000.00	700,000,000.00	0.00
<b>TOTAL</b>	<b>1,204,789,800.00</b>	<b>1,842,039,050.00</b>	<b>20,036,544.00</b>
<b>Personnel Cost</b>	3,925,920,509.87	195,941,588.26	117,787,608.59
<b>Overhead Cost</b>	28,889,682.70	34,649,035.70	893,800.00
<b>Consolidated Revenue Charges</b>	9,895,742.16	9,895,742.16	4,919,367.38
<b>SUB-TOTAL</b>	<b>3,964,705,934.73</b>	<b>240,486,366.12</b>	<b>123,600,775.97</b>
<b>Capital Expenditure</b>	7,150,883,593.00	7,964,967,186.00	
<b>TOTAL</b>	<b>11,115,589,527.73</b>	<b>8,205,453,552.12</b>	<b>123,600,775.97</b>








**CROSS RIVER STATE CHART OF ACCOUNT 2020**

**REGIONAL**

**045100100100 CAL-UDA CALABAR URBAN DEVELOPMENT AUTHORITY**

Fund	Administrative	Programme	Func	Geo	Economic	Description	Approved Budget 2020	Approved Provision 2019	Actual Rev./Exp. Jan -Aug 2019
<b>RECURRENT REVENUE</b>							<b>2,000,000.00</b>	<b>2,000,000.00</b>	<b>0.00</b>
<b>14070100 EXTRAORDINARY ITEMS_14070100</b>							<b>2,000,000.00</b>	<b>2,000,000.00</b>	<b>0.00</b>
02101	045100100100	0000000000000000	00000	50910899	14070105	Miscellaneous Revenue	2,000,000.00	2,000,000.00	0.00
<b>PERSONNEL COST</b>							<b>47,385,647.51</b>	<b>47,385,647.51</b>	<b>0.00</b>
<b>21010100 SALARIES AND WAGES</b>							<b>34,656,286.38</b>	<b>34,656,286.38</b>	<b>0.00</b>
02101	045100100100	0000000000000000	00000	50910899	21010101	Salary	34,656,286.38	34,656,286.38	0.00
<b>21020100 ALLOWANCES</b>							<b>12,729,361.13</b>	<b>12,729,361.13</b>	<b>0.00</b>
02101	045100100100	0000000000000000	00000	50910899	21020107	Utility	241,591.68	241,591.68	0.00
02101	045100100100	0000000000000000	00000	50910899	21020108	Domestic Servant	588,623.00	588,623.00	0.00
02101	045100100100	0000000000000000	00000	50910899	21020103	Leave Grant	1,320,460.57	1,320,460.57	0.00
02101	045100100100	0000000000000000	00000	50910899	21020106	Transport	1,771,677.20	1,771,677.20	0.00
02101	045100100100	0000000000000000	00000	50910899	21020109	Entertainment	11,400.00	11,400.00	0.00
02101	045100100100	0000000000000000	00000	50910899	21020115	Hazard Allowance	294,000.00	294,000.00	0.00
02101	045100100100	0000000000000000	00000	50910899	21020147	Shift Allowance	1,265,461.20	1,265,461.20	0.00
02101	045100100100	0000000000000000	00000	50910899	21020104	Meal Subsidy_21020104	382,710.00	382,710.00	0.00
02101	045100100100	0000000000000000	00000	50910899	21020105	Rent	6,853,437.48	6,853,437.48	0.00
<b>OVERHEAD COST</b>							<b>5,014,915.00</b>	<b>5,014,915.00</b>	<b>0.00</b>
<b>22020100 TRAVEL AND TRANSPORT - GENERAL</b>							<b>310,300.00</b>	<b>310,300.00</b>	<b>0.00</b>
02101	045100100100	0000000000000000	00000	50910899	22020101	Local Travel and Transport	310,300.00	310,300.00	0.00
<b>22020300 MATERIALS AND SUPPLIES - GENERAL</b>							<b>436,155.00</b>	<b>436,155.00</b>	<b>0.00</b>
02101	045100100100	0000000000000000	00000	50910899	22020315	Office Material And Supplies	436,155.00	436,155.00	0.00
<b>22020400 MAINTENANCE SERVICES - GENERAL</b>							<b>3,437,260.00</b>	<b>3,437,260.00</b>	<b>0.00</b>
02101	045100100100	0000000000000000	00000	50910899	22020415	Maintenance Of Office Equipments	212,000.00	212,000.00	0.00
02101	045100100100	0000000000000000	00000	50910899	22020401	Maintenance Of Motor Vehicle/Transport Equipment	2,593,100.00	2,593,100.00	0.00
02101	045100100100	0000000000000000	00000	50910899	22020414	Maintenance Of Computer And It Equipments	81,560.00	81,560.00	0.00
02101	045100100100	0000000000000000	00000	50910899	22020417	Maintenance Of Office Building	413,000.00	413,000.00	0.00
02101	045100100100	0000000000000000	00000	50910899	22020402	Maintenance Of Office Furniture	137,600.00	137,600.00	0.00
<b>22020600 OTHER SERVICES - GENERAL</b>							<b>600,000.00</b>	<b>600,000.00</b>	<b>0.00</b>
02101	045100100100	0000000000000000	00000	50910899	22020635	Other Service	600,000.00	600,000.00	0.00
<b>22020900 FINANCIAL CHARGES - GENERAL</b>							<b>100,000.00</b>	<b>100,000.00</b>	<b>0.00</b>
02101	045100100100	0000000000000000	00000	50910899	22020901	Bank Charges (Other Than Interest)	100,000.00	100,000.00	0.00
<b>22021000 MISCELLANEOUS EXPENSES GENERAL</b>							<b>131,200.00</b>	<b>131,200.00</b>	<b>0.00</b>
02101	045100100100	0000000000000000	00000	50910899	22021047	Servicom	46,200.00	46,200.00	0.00
02101	045100100100	0000000000000000	00000	50910899	22021057	Entertainment at Meetings	85,000.00	85,000.00	0.00
<b>CONSOLIDATED REVENUE CHARGES</b>							<b>7,800,000.00</b>	<b>7,800,000.00</b>	<b>0.00</b>
02101	045100100100	0000000000000000	00000	50910899	21010103	Consolidated Revenue Fund Charge- Salaries	7,800,000.00	7,800,000.00	0.00
<b>CAPITAL EXPENDITURE</b>							<b>29,261,000.00</b>	<b>24,895,000.00</b>	
03101	045100100100	099000000026607	70541	50910899	23040102	Landscaping and Urban Beautification		5,000,000.00	
03101	045100100100	099000000026605	70551	50910899	32010313	Brush Cutter Heads	300,000.00	300,000.00	







**CROSS RIVER STATE CHART OF ACCOUNT 2020**

**REGIONAL**

**045100100100 CAL-UDA CALABAR URBAN DEVELOPMENT AUTHORITY**

<u>Fund</u>	<u>Administrative</u>	<u>Programme</u>	<u>Functic</u>	<u>Geo</u>	<u>Economic</u>	<u>Description</u>	<u>Approved Budget 2020</u>	<u>Approved Provision 2019</u>	<u>Actual Rev./Exp.</u> <u>Jan -Aug 2019</u>
03101	045100100100	099000000026604	70511	50910899	23010141	Hand Gloves for Waste workers	125,000.00	100,000.00	
03101	045100100100	099000000026606	70551	50910899	32010313	Purchase of Brush, Cutters/Spare Parts		1,280,000.00	
03101	045100100100	099000000026610	70133	50910899	23010139	Purchase of Office Equipment	1,600,000.00	3,130,000.00	
03101	045100100100	099000000026609	70551	50910899	32010313	Purchase of Lawn Mower	2,500,000.00	1,400,000.00	
03101	045100100100	099000000026608	70541	50910899	23040102	Desilting of Drainage (Flood Control)			
03101	045100100100	099000000026613	70551	50910899	23040107	Environment Health Uniform	1,175,000.00	1,175,000.00	
03101	045100100100	099000000026611	70133	50910899	23010112	Purchase of Office Funitures	1,200,000.00	2,490,000.00	
03101	045100100100	099000000026612	70133	50910899	23010141	Feeding of Vergrant Psychotics	15,000,000.00	7,000,000.00	
03101	045100100100	099000000026601	70511	50910899	23010141	Rain Booth for waste workers	375,000.00	600,000.00	
03101	045100100100	099000000026615	70551	50910899	32010313	Grass Cutting	5,000,000.00		
03101	045100100100	099000000026602	70133	50910899	23010141	Dalma sawing Machine	800,000.00	1,150,000.00	
03101	045100100100	099000000026616	70551	50910899	23010141	Reflective Jacket for Sweepers	600,000.00	1,200,000.00	
03101	045100100100	099000000026614	70551	50910899	32010313	Brush Cutter Rop trimmer lines	456,000.00		
03101	045100100100	099000000026603	70133	50910899	23010141	Collaspsible ladders	130,000.00	70,000.00	

**SUMMARY**

<b>Recurrent Revenue</b>	2,000,000.00	2,000,000.00	0.00
<b>Capital Receipts</b>			0.00
<b>TOTAL</b>	<b>2,000,000.00</b>	<b>2,000,000.00</b>	<b>0.00</b>
<b>Personnel Cost</b>	47,385,647.51	47,385,647.51	0.00
<b>Overhead Cost</b>	5,014,915.00	5,014,915.00	0.00
<b>Consolidated Revenue Charges</b>	7,800,000.00	7,800,000.00	0.00
<b>SUB-TOTAL</b>	60,200,562.51	60,200,562.51	0.00
<b>Capital Expenditure</b>	29,261,000.00	24,895,000.00	
<b>TOTAL</b>	<b>89,461,562.51</b>	<b>85,095,562.51</b>	<b>0.00</b>





# CROSS RIVER STATE CHART OF ACCOUNT 2020

## REGIONAL

### 045100200100 KMM-UDA IKOM URBAN DEVELOPMENT AUTHORITY

Fund	Administrative	Programme	Functic	Geo	Economic	Description	Approved Budget 2020	Approved Provision 2019	Actual Rev./Exp. Jan -Aug 2019
<b>RECURRENT REVENUE</b>							<b>1,249,275.00</b>	<b>1,249,275.00</b>	<b>0.00</b>
<b>14070100 EXTRAORDINARY ITEMS_14070100</b>							<b>1,249,275.00</b>	<b>1,249,275.00</b>	<b>0.00</b>
02101	045100200100	0000000000000000	00000	50910899	14070118	Revenue From Project	1,249,275.00	1,249,275.00	0.00
<b>PERSONNEL COST</b>							<b>8,433,979.00</b>	<b>7,838,643.00</b>	<b>0.00</b>
<b>21010100 SALARIES AND WAGES</b>							<b>5,205,405.00</b>	<b>4,852,535.00</b>	<b>0.00</b>
02101	045100200100	0000000000000000	00000	50910899	21010101	Salary	5,205,405.00	4,852,535.00	0.00
<b>21020100 ALLOWANCES</b>							<b>3,228,574.00</b>	<b>2,986,108.00</b>	<b>0.00</b>
02101	045100200100	0000000000000000	00000	50910899	21020151	Shifting	442,944.00	332,208.00	0.00
02101	045100200100	0000000000000000	00000	50910899	21020107	Utility	46,129.00	27,231.00	0.00
02101	045100200100	0000000000000000	00000	50910899	21020105	Rent	1,424,794.00	1,489,891.00	0.00
02101	045100200100	0000000000000000	00000	50910899	21020115	Hazard Allowance	168,000.00	126,000.00	0.00
02101	045100200100	0000000000000000	00000	50910899	21020106	Transport	386,422.00	377,552.00	0.00
02101	045100200100	0000000000000000	00000	50910899	21020104	Meal Subsidy_21020104	87,823.00	86,011.00	0.00
02101	045100200100	0000000000000000	00000	50910899	21020117	Rural Allowance	387,504.00	290,628.00	0.00
02101	045100200100	0000000000000000	00000	50910899	21020103	Leave Grant	284,958.00	256,587.00	0.00
<b>CAPITAL EXPENDITURE</b>							<b>4,868,150.00</b>	<b>4,000,000.00</b>	
03101	045100200100	9900000000030376	70510	50910899	23010141	Waste Management Equipment	895,650.00	1,000,000.00	
03101	045100200100	9900000000030379	70511	50910899	23010141	Refuse Disposal	2,500,000.00	1,500,000.00	
03101	045100200100	9900000000030378	70561	50910899	23040102	Landscaping/Trees planting and Beautification	472,500.00	500,000.00	
03101	045100200100	9900000000030377	70561	50910899	23040107	Evacuation of Disitling Materials	1,000,000.00	1,000,000.00	

#### SUMMARY

<b>Recurrent Revenue</b>	1,249,275.00	1,249,275.00	0.00
<b>Capital Receipts</b>			0.00
<b>TOTAL</b>	<b>1,249,275.00</b>	<b>1,249,275.00</b>	<b>0.00</b>
<b>Personnel Cost</b>	8,433,979.00	7,838,643.00	0.00
<b>Overhead Cost</b>			0.00
<b>Consolidated Revenue Charges</b>			0.00
<b>SUB-TOTAL</b>	8,433,979.00	7,838,643.00	0.00
<b>Capital Expenditure</b>	4,868,150.00	4,000,000.00	
<b>TOTAL</b>	<b>13,302,129.00</b>	<b>11,838,643.00</b>	<b>0.00</b>





# CROSS RIVER STATE CHART OF ACCOUNT 2020

## REGIONAL

### 045100300100 GGJ-UDA OGOJA URBAN DEVELOPMENT AUTHORITY

Fund	Administrative	Programme	Func	Geo	Economic	Description	Approved Budget 2020	Approved Provision 2019	Actual Rev./Exp. Jan -Aug 2019
<b>RECURRENT REVENUE</b>							<b>2,000,000.00</b>	<b>2,000,000.00</b>	<b>100,000.00</b>
<b>12020600 SALES - GENERAL</b>							<b>2,000,000.00</b>	<b>2,000,000.00</b>	<b>100,000.00</b>
02101	045100300100	0000000000000000	00000	50910899	12020688	Revenue From Ogoja Urban Development	2,000,000.00	2,000,000.00	100,000.00
<b>PERSONNEL COST</b>							<b>14,438,345.00</b>	<b>13,494,687.00</b>	<b>4,367,313.24</b>
<b>21010100 SALARIES AND WAGES</b>							<b>8,998,354.00</b>	<b>9,242,851.00</b>	<b>3,150,816.59</b>
02101	045100300100	0000000000000000	00000	50910899	21010101	Salary	8,998,354.00	9,242,851.00	3,150,816.59
<b>21020100 ALLOWANCES</b>							<b>5,439,991.00</b>	<b>4,251,836.00</b>	<b>1,216,496.65</b>
02101	045100300100	0000000000000000	00000	50910899	21020107	Utility	78,998.00	84,114.00	25,241.00
02101	045100300100	0000000000000000	00000	50910899	21020115	Hazard Allowance	84,000.00	84,000.00	45,000.00
02101	045100300100	0000000000000000	00000	50910899	21020134	Teaching Allowance	189,272.00	189,272.00	62,508.00
02101	045100300100	0000000000000000	00000	50910899	21020106	Transport	577,832.00	624,785.00	120,964.80
02101	045100300100	0000000000000000	00000	50910899	21020105	Rent	3,527,970.00	2,485,551.00	611,849.28
02101	045100300100	0000000000000000	00000	50910899	21020104	Meal Subsidy_21020104	131,324.00	141,995.00	42,072.20
02101	045100300100	0000000000000000	00000	50910899	21020138	Nphcda - Midwife Scheme	145,000.00	145,000.00	135,249.60
02101	045100300100	0000000000000000	00000	50910899	21020103	Leave Grant	705,595.00	497,119.00	173,611.77
<b>OVERHEAD COST</b>							<b>2,399,400.00</b>	<b>12,298,299.00</b>	<b>0.00</b>
<b>22020100 TRAVEL AND TRANSPORT - GENERAL</b>							<b>504,000.00</b>	<b>248,000.00</b>	<b>0.00</b>
02101	045100300100	0000000000000000	00000	50910899	22020102	Local Travel and Transport	504,000.00	248,000.00	0.00
<b>22020200 UTILITIES - GENERAL</b>							<b>204,000.00</b>	<b>11,957,799.00</b>	<b>0.00</b>
02101	045100300100	0000000000000000	00000	50910899	22020201	Electricity Charges	168,000.00	117,233.00	0.00
02101	045100300100	0000000000000000	00000	50910899	22020202	Telephone Charges	15,000.00	0.00	0.00
02101	045100300100	0000000000000000	00000	50910899	22020212	Mails, Courier, Diplomatic Mail	21,000.00	11,840,566.00	0.00
<b>22020300 MATERIALS AND SUPPLIES - GENERAL</b>							<b>499,800.00</b>	<b>14,000.00</b>	<b>0.00</b>
02101	045100300100	0000000000000000	00000	50910899	22020316	Computer Materials And Supplies_22020316	236,200.00	0.00	0.00
02101	045100300100	0000000000000000	00000	50910899	22020314	Other Material and Supplies	75,200.00	0.00	0.00
02101	045100300100	0000000000000000	00000	50910899	22020315	Office Material And Supplies	188,400.00	14,000.00	0.00
<b>22020400 MAINTENANCE SERVICES - GENERAL</b>							<b>1,044,450.00</b>	<b>72,000.00</b>	<b>0.00</b>
02101	045100300100	0000000000000000	00000	50910899	22020405	Maintenance Of Plants/Generators	139,000.00	0.00	0.00
02101	045100300100	0000000000000000	00000	50910899	22020415	Maintenance Of Office Equipments	180,000.00	5,000.00	0.00
02101	045100300100	0000000000000000	00000	50910899	22020402	Maintenance Of Office Furniture	60,000.00	57,000.00	0.00
02101	045100300100	0000000000000000	00000	50910899	22020404	Maintenance Of Office / It Equipments	300,000.00	0.00	0.00
02101	045100300100	0000000000000000	00000	50910899	22020401	Maintenance Of Motor Vehicle/Transport Equipment	365,450.00	10,000.00	0.00
<b>22020900 FINANCIAL CHARGES - GENERAL</b>							<b>100,000.00</b>	<b>0.00</b>	<b>0.00</b>
02101	045100300100	0000000000000000	00000	50910899	22020901	Bank Charges (Other Than Interest)	100,000.00	0.00	0.00
<b>22021000 MISCELLANEOUS EXPENSES GENERAL</b>							<b>47,150.00</b>	<b>6,500.00</b>	<b>0.00</b>
02101	045100300100	0000000000000000	00000	50910899	22021057	Entertainment at Meetings	47,150.00	6,500.00	0.00
<b>CONSOLIDATED REVENUE CHARGES</b>							<b>8,342,968.00</b>	<b>7,800,001.00</b>	<b>0.00</b>
02101	045100300100	0000000000000000	00000	50910899	21010103	Consolidated Revenue Fund Charge- Salaries	8,342,968.00	7,800,001.00	0.00
<b>CAPITAL EXPENDITURE</b>							<b>11,935,000.00</b>	<b>3,000,000.00</b>	

**CERTIFIED TRUE COPY**



# CROSS RIVER STATE CHART OF ACCOUNT 2020

## REGIONAL

### 045100300100 GGJ-UDA OGOJA URBAN DEVELOPMENT AUTHORITY

<u>Fund</u>	<u>Administrative</u>	<u>Programme</u>	<u>Funcitc</u>	<u>Geo</u>	<u>Economic</u>	<u>Description</u>	<u>Approved Budget 2020</u>	<u>Approved Provision 2019</u>	<u>Actual Rev./Exp. Jan -Aug 2019</u>
03101	045100300100	990000000030381	70561	50910899	23040102	Procurement of 1No. Skip Trucks	4,300,000.00		
03101	045100300100	990000000030380	70133	50910899	23010137	Dumpsite Allocation/Maintenance	500,000.00	2,500,000.00	
03101	045100300100	990000000030382	70561	50910899	23040102	Procurement of Fumigation Sprayer	500,000.00	500,000.00	
03101	045100300100	990000000030384	70133	50910899	23010139	Purchase of Bins and Special Equipment	885,000.00		
03101	045100300100	990000000030383	70511	50910899	23010107	Procurement of Sewage Truck	5,750,000.00		

#### SUMMARY

<b>Recurrent Revenue</b>	2,000,000.00	2,000,000.00	100,000.00
<b>Capital Receipts</b>			0.00
<b>TOTAL</b>	<b>2,000,000.00</b>	<b>2,000,000.00</b>	<b>100,000.00</b>
<b>Personnel Cost</b>	14,438,345.00	13,494,687.00	4,367,313.24
<b>Overhead Cost</b>	2,399,400.00	12,298,299.00	0.00
<b>Consolidated Revenue Charges</b>	8,342,968.00	7,800,001.00	0.00
<b>SUB-TOTAL</b>	<b>25,180,713.00</b>	<b>33,592,987.00</b>	<b>4,367,313.24</b>
<b>Capital Expenditure</b>	11,935,000.00	3,000,000.00	
<b>TOTAL</b>	<b>37,115,713.00</b>	<b>36,592,987.00</b>	<b>4,367,313.24</b>

30-2-2020



# CROSS RIVER STATE CHART OF ACCOUNT 2020

## REGIONAL

### 045100400100 UDU-UDA OBUDU URBAN DEVELOPMENT AUTHORITY

Fund	Administrative	Programme	Func	Geo	Economic	Description	Approved Budget 2020	Approved Provision 2019	Actual Rev./Exp. Jan -Aug 2019
<b>RECURRENT REVENUE</b>							<b>2,905,642.00</b>	<b>2,905,642.00</b>	<b>0.00</b>
<b>14070100 EXTRAORDINARY ITEMS_14070100</b>							<b>2,905,642.00</b>	<b>2,905,642.00</b>	<b>0.00</b>
02101	045100400100	0000000000000000	00000	50910899	14070116	Return From Obudu Urban Development	2,905,642.00	2,905,642.00	0.00
<b>PERSONNEL COST</b>							<b>1,410,474.17</b>	<b>2,677,853.00</b>	<b>0.00</b>
<b>21010100 SALARIES AND WAGES</b>							<b>1,137,774.00</b>	<b>1,418,090.00</b>	<b>0.00</b>
02101	045100400100	0000000000000000	00000	50910899	21010101	Salary	1,137,774.00	1,418,090.00	0.00
<b>21020100 ALLOWANCES</b>							<b>272,700.17</b>	<b>1,259,763.00</b>	<b>0.00</b>
02101	045100400100	0000000000000000	00000	50910899	21020103	Leave Grant	12,218.67	141,883.00	0.00
02101	045100400100	0000000000000000	00000	50910899	21020104	Meal Subsidy_21020104	3,693.33	49,184.00	0.00
02101	045100400100	0000000000000000	00000	50910899	21020105	Rent	61,693.17	741,577.00	0.00
02101	045100400100	0000000000000000	00000	50910899	21020106	Transport	16,251.00	216,306.00	0.00
02101	045100400100	0000000000000000	00000	50910899	21020107	Utility	2,216.00	110,813.00	0.00
02101	045100400100	0000000000000000	00000	50910899	21020115	Hazard Allowance	42,000.00	0.00	0.00
02101	045100400100	0000000000000000	00000	50910899	21020167	Hpn Allowance	134,628.00	0.00	0.00
<b>OVERHEAD COST</b>							<b>2,606,369.00</b>	<b>494,871.00</b>	<b>0.00</b>
<b>22020100 TRAVEL AND TRANSPORT - GENERAL</b>							<b>434,000.00</b>	<b>20,000.00</b>	<b>0.00</b>
02101	045100400100	0000000000000000	00000	50910899	22020101	Local Travel and Transport	434,000.00	20,000.00	0.00
<b>22020200 UTILITIES - GENERAL</b>							<b>103,193.00</b>	<b>80,000.00</b>	<b>0.00</b>
02101	045100400100	0000000000000000	00000	50910899	22020205	Water Rates_22020205	83,395.00	60,000.00	0.00
02101	045100400100	0000000000000000	00000	50910899	22020201	Electricity Charges	19,798.00	20,000.00	0.00
<b>22020300 MATERIALS AND SUPPLIES - GENERAL</b>							<b>885,128.00</b>	<b>11,980.00</b>	<b>0.00</b>
02101	045100400100	0000000000000000	00000	50910899	22020316	Computer Materials And Supplies_22020316	682,460.00	0.00	0.00
02101	045100400100	0000000000000000	00000	50910899	22020315	Office Material And Supplies	187,980.00	11,980.00	0.00
02101	045100400100	0000000000000000	00000	50910899	22020305	Printing Of Non Security Documents	14,688.00	0.00	0.00
<b>22020400 MAINTENANCE SERVICES - GENERAL</b>							<b>1,047,096.00</b>	<b>364,672.00</b>	<b>0.00</b>
02101	045100400100	0000000000000000	00000	50910899	22020411	Maintenance Of Communication Equipment	19,176.00	0.00	0.00
02101	045100400100	0000000000000000	00000	50910899	22020402	Maintenance Of Office Furniture	200,000.00	170,871.00	0.00
02101	045100400100	0000000000000000	00000	50910899	22020405	Maintenance Of Plants/Generators	138,720.00	0.00	0.00
02101	045100400100	0000000000000000	00000	50910899	22020415	Maintenance Of Office Equipments	400,000.00	0.00	0.00
02101	045100400100	0000000000000000	00000	50910899	22020401	Maintenance Of Motor Vehicle/Transport Equipment	289,200.00	193,801.00	0.00
<b>22020900 FINANCIAL CHARGES - GENERAL</b>							<b>20,400.00</b>	<b>5,000.00</b>	<b>0.00</b>
02101	045100400100	0000000000000000	00000	50910899	22020901	Bank Charges (Other Than Interest)	20,400.00	5,000.00	0.00
<b>22021000 MISCELLANEOUS EXPENSES GENERAL</b>							<b>116,552.00</b>	<b>13,219.00</b>	<b>0.00</b>
02101	045100400100	0000000000000000	00000	50910899	22021057	Entertainment at Meetings	116,552.00	13,219.00	0.00
<b>CONSOLIDATED REVENUE CHARGES</b>							<b>8,057,052.00</b>	<b>7,799,999.00</b>	<b>0.00</b>
02101	045100400100	0000000000000000	00000	50910899	21010103	Consolidated Revenue Fund Charge- Salaries	8,057,052.00	7,799,999.00	0.00
<b>CAPITAL EXPENDITURE</b>							<b>2,600,000.00</b>	<b>1,700,000.00</b>	
03101	045100400100	9900000000030390	70501	50910899	32010101	Development of Landfills	500,000.00	500,000.00	
03101	045100400100	9900000000030385	70561	50910899	23040102	Landscaping/Trees Planting and Beautification	500,000.00	500,000.00	

30-2020  
 CERTIFIED TRUE COPY



# CROSS RIVER STATE CHART OF ACCOUNT 2020

## REGIONAL

### 045100400100 UDU-UDA OBUDU URBAN DEVELOPMENT AUTHORITY

Fund	Administrative	Programme	Functic	Geo	Economic	Description	Approved Budget 2020	Approved Provision 2019	Actual Rev./Exp. Jan -Aug 2019
03101	045100400100	990000000030391	70133	50910899	23010141	Wats Management Equipment/Bins	700,000.00	700,000.00	
03101	045100400100	990000000030386	70561	50910899	23040102	Plant Nursery/Flower Garden	400,000.00		
03101	045100400100	990000000030387	70133	50910899	23010119	Purchase of 3N0. Lawn Mowers	200,000.00		
03101	045100400100	990000000030388	70133	50910899	23050106	Refuse Disposal Sensitization and Awareness campaign on Waste Management	200,000.00		
03101	045100400100	990000000030389	70133	50910899	32010101	Safely Gear	100,000.00		

#### SUMMARY

<b>Recurrent Revenue</b>	2,905,642.00	2,905,642.00	0.00
<b>Capital Receipts</b>			0.00
<b>TOTAL</b>	<b>2,905,642.00</b>	<b>2,905,642.00</b>	<b>0.00</b>
<b>Personnel Cost</b>	1,410,474.17	2,677,853.00	0.00
<b>Overhead Cost</b>	2,606,369.00	494,871.00	0.00
<b>Consolidated Revenue Charges</b>	8,057,052.00	7,799,999.00	0.00
<b>SUB-TOTAL</b>	<b>12,073,895.17</b>	<b>10,972,723.00</b>	<b>0.00</b>
<b>Capital Expenditure</b>	2,600,000.00	1,700,000.00	
<b>TOTAL</b>	<b>14,673,895.17</b>	<b>12,672,723.00</b>	<b>0.00</b>






# CROSS RIVER STATE CHART OF ACCOUNT 2020

## REGIONAL

### 045100500100 GEP-UDA UGEP URBAN DEVELOPMENT AUTHORITY

Fund	Administrative	Programme	Func	Geo	Economic	Description	Approved Budget 2020	Approved Provision 2019	Actual Rev./Exp. Jan -Aug 2019
<b>RECURRENT REVENUE</b>							<b>2,301,294.00</b>	<b>2,301,294.00</b>	<b>0.00</b>
<b>14070100 EXTRAORDINARY ITEMS_14070100</b>							<b>2,301,294.00</b>	<b>2,301,294.00</b>	<b>0.00</b>
02101	045100500100	0000000000000000	00000	50910899	14070117	Revenue From Ugep Urban Development	2,301,294.00	2,301,294.00	0.00
<b>PERSONNEL COST</b>							<b>6,066,640.00</b>	<b>4,785,656.00</b>	<b>0.00</b>
<b>21010100 SALARIES AND WAGES</b>							<b>3,094,424.00</b>	<b>2,661,901.00</b>	<b>0.00</b>
02101	045100500100	0000000000000000	00000	50910899	21010101	Salary	3,094,424.00	2,661,901.00	0.00
<b>21020100 ALLOWANCES</b>							<b>2,972,216.00</b>	<b>2,123,755.00</b>	<b>0.00</b>
02101	045100500100	0000000000000000	00000	50910899	21020103	Leave Grant	309,442.00	266,190.00	0.00
02101	045100500100	0000000000000000	00000	50910899	21020106	Transport	386,423.00	386,423.00	0.00
02101	045100500100	0000000000000000	00000	50910899	21020107	Utility	52,693.00	52,693.00	0.00
02101	045100500100	0000000000000000	00000	50910899	21020104	Meal Subsidy_21020104	87,823.00	87,499.00	0.00
02101	045100500100	0000000000000000	00000	50910899	21020105	Rent	1,547,212.00	1,330,950.00	0.00
02101	045100500100	0000000000000000	00000	50910899	21020108	Domestic Servant	588,623.00	0.00	0.00
<b>OVERHEAD COST</b>							<b>3,291,739.00</b>	<b>253,799.00</b>	<b>0.00</b>
<b>22020100 TRAVEL AND TRANSPORT - GENERAL</b>							<b>552,000.00</b>	<b>10,000.00</b>	<b>0.00</b>
02101	045100500100	0000000000000000	00000	50910899	22020101	Local Travel and Transport	408,000.00	8,000.00	0.00
02101	045100500100	0000000000000000	00000	50910899	22020102	Local Travel and Transport	144,000.00	2,000.00	0.00
<b>22020200 UTILITIES - GENERAL</b>							<b>103,193.00</b>	<b>103,193.00</b>	<b>0.00</b>
02101	045100500100	0000000000000000	00000	50910899	22020205	Water Rates_22020205	83,395.00	83,395.00	0.00
02101	045100500100	0000000000000000	00000	50910899	22020201	Electricity Charges	19,798.00	19,798.00	0.00
<b>22020300 MATERIALS AND SUPPLIES - GENERAL</b>							<b>1,024,628.00</b>	<b>27,628.00</b>	<b>0.00</b>
02101	045100500100	0000000000000000	00000	50910899	22020305	Printing Of Non Security Documents	14,688.00	2,688.00	0.00
02101	045100500100	0000000000000000	00000	50910899	22020315	Office Material And Supplies	221,980.00	14,780.00	0.00
02101	045100500100	0000000000000000	00000	50910899	22020316	Computer Materials And Supplies_22020316	787,960.00	10,160.00	0.00
<b>22020400 MAINTENANCE SERVICES - GENERAL</b>							<b>1,235,388.00</b>	<b>56,848.00</b>	<b>0.00</b>
02101	045100500100	0000000000000000	00000	50910899	22020415	Maintenance Of Office Equipments	400,000.00	5,000.00	0.00
02101	045100500100	0000000000000000	00000	50910899	22020402	Maintenance Of Office Furniture	200,000.00	5,000.00	0.00
02101	045100500100	0000000000000000	00000	50910899	22020401	Maintenance Of Motor Vehicle/Transport Equipment	289,200.00	17,930.00	0.00
02101	045100500100	0000000000000000	00000	50910899	22020405	Maintenance Of Plants/Generators	138,720.00	17,450.00	0.00
02101	045100500100	0000000000000000	00000	50910899	22020417	Maintenance Of Office Building	188,292.00	4,292.00	0.00
02101	045100500100	0000000000000000	00000	50910899	22020414	Maintenance Of Computer And It Equipments	19,176.00	7,176.00	0.00
<b>22020900 FINANCIAL CHARGES - GENERAL</b>							<b>20,400.00</b>	<b>0.00</b>	<b>0.00</b>
02101	045100500100	0000000000000000	00000	50910899	22020901	Bank Charges (Other Than Interest)	20,400.00	0.00	0.00
<b>22021000 MISCELLANEOUS EXPENSES GENERAL</b>							<b>356,130.00</b>	<b>56,130.00</b>	<b>0.00</b>
02101	045100500100	0000000000000000	00000	50910899	22021047	Servicom	300,000.00	0.00	0.00
02101	045100500100	0000000000000000	00000	50910899	22021057	Entertainment at Meetings	56,130.00	56,130.00	0.00
<b>CONSOLIDATED REVENUE CHARGES</b>							<b>7,800,002.00</b>	<b>7,800,000.00</b>	<b>0.00</b>
02101	045100500100	0000000000000000	00000	50910899	21010103	Consolidated Revenue Fund Charge- Salaries	7,800,002.00	7,800,000.00	0.00
<b>CAPITAL EXPENDITURE</b>							<b>143,000,000.00</b>		





# CROSS RIVER STATE CHART OF ACCOUNT 2020

## REGIONAL

### 045100500100 GEP-UDA UGEP URBAN DEVELOPMENT AUTHORITY

Fund	Administrative	Programme	Functic	Geo	Economic	Description	Approved Budget 2020	Approved Provision 2019	Actual Rev./Exp. Jan -Aug 2019
03101	045100500100	990000000030449	70132	50910899	23010134	Purchase of 5Nos Evacuation Truck	40,000,000.00		
03101	045100500100	990000000030448	70131	50910899	23010133	Purchase of 3Nos Sewage Truck	50,000,000.00		
03101	045100500100	990000000030442	70134	50910899	23030101	Maintenance of Dumpsite	2,000,000.00		
03101	045100500100	990000000030444	70412	50910899	23040101	Landscaping/ Planting of Grasses / Labour	500,000.00		
03101	045100500100	990000000030445	70443	50910899	23040107	Desilting / Evacuation of Debris	2,000,000.00		
03101	045100500100	990000000030446	70133	50910899	23010108	Purchase of Implement and Reflective Jackets	1,500,000.00		
03101	045100500100	990000000030443	70133	50910899	23050114	Development of Trees / Grasses Nursery	1,000,000.00		
03101	045100500100	990000000030447	70134	50910899	23050102	Acquisition and Development of Dumpsite	5,000,000.00		
03101	045100500100	990000000030450	70132	50910899	23010135	Purchase of 4Nos Tipper Truck	40,000,000.00		
03101	045100500100	990000000030441	70133	50910899	23010118	Purchase of Brush Cutters	1,000,000.00		

#### SUMMARY

<b>Recurrent Revenue</b>	2,301,294.00	2,301,294.00	0.00
<b>Capital Receipts</b>			0.00
<b>TOTAL</b>	<b>2,301,294.00</b>	<b>2,301,294.00</b>	<b>0.00</b>
<b>Personnel Cost</b>	6,066,640.00	4,785,656.00	0.00
<b>Overhead Cost</b>	3,291,739.00	253,799.00	0.00
<b>Consolidated Revenue Charges</b>	7,800,002.00	7,800,000.00	0.00
SUB-TOTAL	17,158,381.00	12,839,455.00	0.00
<b>Capital Expenditure</b>	143,000,000.00		
<b>TOTAL</b>	<b>160,158,381.00</b>	<b>12,839,455.00</b>	<b>0.00</b>







**CROSS RIVER STATE CHART OF ACCOUNT 2020**

**REGIONAL**

**045100600100 BCDC BORDER COMMUNITY DEVELOPMENT COMMISSION**

Fund	Administrative	Programme	Func	Geo	Economic	Description	Approved Budget 2020	Approved Provision 2019	Actual Rev./Exp. Jan -Aug 2019
<b>RECURRENT REVENUE</b>							<b>2,000,000.00</b>	<b>2,000,000.00</b>	<b>0.00</b>
<b>12020600 SALES - GENERAL</b>							<b>2,000,000.00</b>	<b>2,000,000.00</b>	<b>0.00</b>
02101	045100600100	0000000000000000	00000	50910899	12020628	Sale Of Bid Document	2,000,000.00	2,000,000.00	0.00
<b>CAPITAL RECIEPTS</b>							<b>360,000,000.00</b>	<b>360,000,000.00</b>	<b>0.00</b>
<b>14020200 OTHER CAPITAL RECEIPTS_14020200</b>							<b>360,000,000.00</b>	<b>360,000,000.00</b>	<b>0.00</b>
02101	045100600100	0000000000000000	00000	50910899	14020206	Local Government Contribution	360,000,000.00	360,000,000.00	0.00
<b>PERSONNEL COST</b>							<b>31,350,459.34</b>	<b>23,022,156.94</b>	<b>7,358,689.52</b>
<b>21010100 SALARIES AND WAGES</b>							<b>16,358,256.20</b>	<b>12,078,898.03</b>	<b>1,802,055.28</b>
02101	045100600100	0000000000000000	00000	50910899	21010101	Salary	16,358,256.20	12,078,898.03	1,802,055.28
<b>21020100 ALLOWANCES</b>							<b>14,992,203.14</b>	<b>10,943,258.91</b>	<b>5,556,634.24</b>
02101	045100600100	0000000000000000	00000	50910899	21020108	Domestic Servant	2,060,181.48	1,177,246.56	0.00
02101	045100600100	0000000000000000	00000	50910899	21020107	Utility	298,427.40	235,159.20	123,581.50
02101	045100600100	0000000000000000	00000	50910899	21020115	Hazard Allowance	50,000.00	50,000.00	0.00
02101	045100600100	0000000000000000	00000	50910899	21020103	Leave Grant	1,635,825.72	1,219,769.59	720,205.85
02101	045100600100	0000000000000000	00000	50910899	21020120	Corpers' Allowance	48,000.00	48,000.00	0.00
02101	045100600100	0000000000000000	00000	50910899	21020106	Transport	2,187,712.82	1,723,571.48	905,812.54
02101	045100600100	0000000000000000	00000	50910899	21020105	Rent	8,179,399.92	6,098,844.28	3,601,027.85
02101	045100600100	0000000000000000	00000	50910899	21020104	Meal Subsidy_21020104	498,455.80	356,467.80	206,006.50
02101	045100600100	0000000000000000	00000	50910899	21020109	Entertainment	34,200.00	34,200.00	0.00
<b>OVERHEAD COST</b>							<b>3,869,861.16</b>	<b>3,869,861.16</b>	<b>0.00</b>
<b>22020100 TRAVEL AND TRANSPORT - GENERAL</b>							<b>1,662,925.00</b>	<b>1,662,925.00</b>	<b>0.00</b>
02101	045100600100	0000000000000000	00000	50910899	22020102	Local Travel and Transport	1,662,925.00	1,662,925.00	0.00
<b>22020200 UTILITIES - GENERAL</b>							<b>27,200.00</b>	<b>27,200.00</b>	<b>0.00</b>
02101	045100600100	0000000000000000	00000	50910899	22020212	Mails, Courier, Diplomatic Mail	11,200.00	11,200.00	0.00
02101	045100600100	0000000000000000	00000	50910899	22020201	Electricity Charges	16,000.00	16,000.00	0.00
<b>22020300 MATERIALS AND SUPPLIES - GENERAL</b>							<b>715,988.16</b>	<b>715,988.16</b>	<b>0.00</b>
02101	045100600100	0000000000000000	00000	50910899	22020316	Computer Materials And Supplies_22020316	36,800.00	36,800.00	0.00
02101	045100600100	0000000000000000	00000	50910899	22020305	Printing Of Non Security Documents	140,000.00	140,000.00	0.00
02101	045100600100	0000000000000000	00000	50910899	22020315	Office Material And Supplies	539,188.16	539,188.16	0.00
<b>22020400 MAINTENANCE SERVICES - GENERAL</b>							<b>1,174,548.00</b>	<b>1,174,548.00</b>	<b>0.00</b>
02101	045100600100	0000000000000000	00000	50910899	22020401	Maintenance Of Motor Vehicle/Transport Equipment	336,000.00	336,000.00	0.00
02101	045100600100	0000000000000000	00000	50910899	22020415	Maintenance Of Office Equipments	212,000.00	212,000.00	0.00
02101	045100600100	0000000000000000	00000	50910899	22020402	Maintenance Of Office Furniture	220,000.00	220,000.00	0.00
02101	045100600100	0000000000000000	00000	50910899	22020405	Maintenance Of Plants/Generators	406,548.00	406,548.00	0.00
<b>22021000 MISCELLANEOUS EXPENSES GENERAL</b>							<b>209,600.00</b>	<b>209,600.00</b>	<b>0.00</b>
02101	045100600100	0000000000000000	00000	50910899	22021047	Servicom	17,600.00	17,600.00	0.00
02101	045100600100	0000000000000000	00000	50910899	22021057	Entertainment at Meetings	192,000.00	192,000.00	0.00
<b>22030100 OTHER SERVICES - GENERAL (CONT.)</b>							<b>79,600.00</b>	<b>79,600.00</b>	<b>0.00</b>
02101	045100600100	0000000000000000	00000	50910899	22030110	Budget Preparation	79,600.00	79,600.00	0.00

**CERTIFIED TRUE COPY**




# CROSS RIVER STATE CHART OF ACCOUNT 2020

## REGIONAL

### 045100600100 BCDC BORDER COMMUNITY DEVELOPMENT COMMISSION

Fund	Administrative	Programme	Func	Geo	Economic	Description	Approved Budget 2020	Approved Provision 2019	Actual Rev./Exp. Jan -Aug 2019
<b>CONSOLIDATED REVENUE CHARGES</b>							<b>22,200,000.00</b>	<b>22,200,000.00</b>	<b>0.00</b>
02101	045100600100	0000000000000000	00000	50910899	21010103	Consolidated Revenue Fund Charge- Salaries	22,200,000.00	22,200,000.00	0.00
<b>CAPITAL EXPENDITURE</b>							<b>2,593,477,823.52</b>	<b>3,221,477,823.52</b>	
03101	045100600100	099000000027063	70131	50910899	23020101	CONSTRUCTION OF CLASSROOM BLOCKSix Classrooms Block-Odukpani, Ito Eburutu	4,402,624.00	4,402,624.00	
03101	045100600100	099000000027062	70131	50910899	23010112	CONSTRUCTION OF BOREHOLES IN HEALTH CENTRE Utuma, Biase	4,306,390.80	4,306,390.80	
03101	045100600100	099000000027061	70131	50910899	23010112	CONSTRUCTION OF BOREHOLES IN HEALTH CENTREOdukpani - Obodio	7,904,377.80	7,904,377.80	
03101	045100600100	099000000027064	70131	50910899	23020101	Yala - Akaraba	28,022,016.00	28,022,016.00	
03101	045100600100	099000000027059	70131	50910899	23010112	CONSTRUCTION OF BOREHOLES IN HEALTH CENTREmfamiyen, Akamkpa	6,130,915.00	6,130,915.00	
03101	045100600100	099000000027044	70733	50910899	23020106	CONSTRUCTION OF HEALTH CENTREAssiga Old Town, Yakurr	18,543,333.99	18,543,333.99	
03101	045100600100	099000000027078	70611	50910899	23020102	CONSTRUCTION OF POLICE MOBILE FORCE BARRACKS & OTHER POLICE STAFF QTRS Media / Advert	2,000,000.00	2,000,000.00	
03101	045100600100	099000000027070	70131	50910899	23010112	Construction of BoreholeOkwortung - Obudu	306,871.45	306,871.45	
03101	045100600100	099000000027058	70131	50910899	23010112	CONSTRUCTION OF BOREHOLES IN HEALTH CENTREObudu -Igwo	3,000,000.00	3,000,000.00	
03101	045100600100	099000000027060	70131	50910899	23010112	CONSTRUCTION OF BOREHOLES IN HEALTH CENTREBashu -Boki	3,000,000.00	3,000,000.00	
03101	045100600100	099000000027067	70131	50910899	23010112	Construction of Borehole, Danare I, Boki	305,412.70	305,412.70	
03101	045100600100	099000000027049	70611	50910899	23020102	CONSTRUCTION OF STAFF QUARTERS IN HEALTH CENTREBekwarra-Akaraba	14,040,542.88	14,040,542.88	
03101	045100600100	099000000027074	70131	50910899	23010112	CONSTRUCTION OF POLICE STATIONNkikira , Obudu	945,205.00	945,205.00	
03101	045100600100	099000000027065	70131	50910899	23020101	Construction of Six Classroom Block, Bazohure, Abi	17,213,698.50	17,213,698.50	
03101	045100600100	099000000027075	70611	50910899	23020102	CONSTRUCTION OF POLICE MOBILE FORCE BARRACKS & OTHER POLICE STAFF QTRS Abonkib - Obudu	700,000,000.00	900,000,000.00	
03101	045100600100	099000000027076	70611	50910899	23020102	CONSTRUCTION OF POLICE MOBILE FORCE BARRACKS & OTHER POLICE STAFF QTRSObubraOnyeadama	700,000,000.00	900,000,000.00	
03101	045100600100	099000000027077	70611	50910899	23020102	CONSTRUCTION OF POLICE MOBILE FORCE BARRACKS & OTHER POLICE STAFF QTRS Odukpani	700,000,000.00	900,000,000.00	
03101	045100600100	099000000027052	70131	50910899	23010112	CONSTRUCTION OF BOREHOLES IN HEALTH CENTREAtiekpe - Obudu	3,000,000.00	3,000,000.00	
03101	045100600100	099000000027051	70611	50910899	23020102	CONSTRUCTION OF STAFF QUARTERS IN HEALTH CENTREIja-Yembe-Obudu	13,681,924.62	13,681,924.62	
03101	045100600100	099000000027068	70131	50910899	23010112	Construction of Borehole Ebijakara - Abi	35,027.26	35,027.26	
03101	045100600100	099000000027046	70733	50910899	23020106	CONSTRUCTION OF HEALTH CENTREObodio - Odukpani	1,532,874.00	1,532,874.00	
03101	045100600100	099000000027073	70131	50910899	23010112	CONSTRUCTION OF POLICE STATION Kakwe, Obanliku	889,250.00	889,250.00	
03101	045100600100	099000000027048	70611	50910899	23020102	CONSTRUCTION OF STAFF QUARTERS IN HEALTH CENTREAkpubuyo - Ifiang King Duke	4,201,203.00	4,201,203.00	





# CROSS RIVER STATE CHART OF ACCOUNT 2020

## REGIONAL

### 045100600100 BCDC BORDER COMMUNITY DEVELOPMENT COMMISSION

Fund	Administrative	Programme	Func	Geo	Economic	Description	Approved Budget 2020	Approved Provision 2019	Actual Rev./Exp. Jan -Aug 2019
03101	045100600100	099000000027047	70611	50910899	23020102	CONSTRUCTION OF STAFF QUARTERS IN HEALTH CENTRE Akamkpa - Mfaminyen	6,161,675.90	6,161,675.90	
03101	045100600100	099000000027056	70131	50910899	23010112	CONSTRUCTION OF BOREHOLES IN HEALTH CENTRE Akaeaba - Bekwara	3,000,000.00	3,000,000.00	
03101	045100600100	099000000027045	70733	50910899	23020106	CONSTRUCTION OF HEALTH CENTRE Bashu - Boki	20,662,117.00	20,662,117.00	
03101	045100600100	099000000027057	70131	50910899	23010112	CONSTRUCTION OF BOREHOLES IN HEALTH CENTRE CONSTRUCTION OF BOREHOLES IN HEALTH CENTRE Akaraba - Bekwara	3,000,000.00	3,000,000.00	
03101	045100600100	099000000027043	70733	50910899	23020106	CONSTRUCTION OF HEALTH CENTRE Obudu - Okambi	15,543,333.99	15,543,333.99	
03101	045100600100	099000000027042	70733	50910899	23020106	CONSTRUCTION OF HEALTH CENTRE Obudu - Eja Yembe	15,754,957.04	15,754,957.04	
03101	045100600100	099000000027041	70733	50910899	23020106	CONSTRUCTION OF HEALTH CENTRE Gabu - Yala	15,543,333.99	15,543,333.99	
03101	045100600100	099000000027050	70611	50910899	23020102	CONSTRUCTION OF STAFF QUARTERS IN HEALTH CENTRE Danare - Boki 11	8,223,297.00	8,223,297.00	
03101	045100600100	099000000027072	70131	50910899	23010112	CONSTRUCTION OF POLICE STATION Ikotlwang, Bakassi	894,800.00	894,800.00	
03101	045100600100	099000000027066	70131	50910899	23010112	Construction of Borehole, Utuma, Biase	4,306,390.00	4,306,390.00	
03101	045100600100	099000000027069	70131	50910899	23010112	Construction of Borehole Obanliku - Busi 11	300,006.30	300,006.30	
03101	045100600100	099000000027054	70131	50910899	23010112	CONSTRUCTION OF BOREHOLES IN HEALTH CENTRE Ija-Yembe, Obudu	6,000,000.00	6,000,000.00	
03101	045100600100	099000000027055	70131	50910899	23010112	CONSTRUCTION OF BOREHOLES IN HEALTH CENTRE Ebelebi - Yakurr	3,000,000.00	3,000,000.00	
03101	045100600100	099000000027071	70131	50910899	23010112	CONSTRUCTION OF POLICE STATION Abi - Ekureku	15,000,000.00	30,000,000.00	
03101	045100600100	099000000027053	70131	50910899	23010112	CONSTRUCTION OF BOREHOLES IN HEALTH CENTRE Gabu Yala	3,000,000.00	3,000,000.00	
03101	045100600100	099000000027033	70631	50910899	32010214	CONSTRUCTION OF BOREHOLES IN POLICE STATION Bakassi, Ikotlwang	4,395,175.00	4,395,175.00	
03101	045100600100	099000000027036	70631	50910899	32010214	CONSTRUCTION OF BOREHOLES IN POLICE STATION Kakwe - Obanliku	350,089.00	350,089.00	
03101	045100600100	099000000027028	70131	50910899	23010112	FURNISHING OF POLICE STAFF QUARTERS Okwortung, Obudu	115,007.36	115,007.36	
03101	045100600100	099000000027040	70733	50910899	23020106	CONSTRUCTION OF HEALTH CENTRE Eblebi - Yakurr	15,543,333.99	15,543,333.99	
03101	045100600100	099000000027035	70631	50910899	32010214	CONSTRUCTION OF BOREHOLES IN POLICE STATION Obanliku, Kakwe	3,500,889.00	3,500,889.00	
03101	045100600100	099000000027038	70733	50910899	23020106	CONSTRUCTION OF HEALTH CENTRE Utuma, Biase	4,201,203.00	4,201,203.00	
03101	045100600100	099000000027004	70712	50910899	32010908	Administration / Supervision by Ministry of Lands and Housing	48,794,411.57	48,794,411.57	
03101	045100600100	099000000027037	70733	50910899	23020106	CONSTRUCTION OF HEALTH CENTRE Bekwarra - Akaraba	15,543,333.99	15,543,333.99	
03101	045100600100	099000000027003	70712	50910899	32010908	Supply of Medical Equipment Ifian King Duke, Akpabio	286,914.43	286,914.43	
03101	045100600100	099000000027029	70631	50910899	32010214	CONSTRUCTION OF BOREHOLES IN POLICE STATION Agbokim - Etung	7,108,197.00	7,108,197.00	
03101	045100600100	099000000027032	70631	50910899	32010214	CONSTRUCTION OF BOREHOLES IN POLICE STATION Danare 1 - Boki	305,412.70	305,412.70	

30-2-2019




# CROSS RIVER STATE CHART OF ACCOUNT 2020

## REGIONAL

### 045100600100 BCDC BORDER COMMUNITY DEVELOPMENT COMMISSION

Fund	Administrative	Programme	Func	Geo	Economic	Description	Approved Budget 2020	Approved Provision 2019	Actual Rev./Exp. Jan -Aug 2019
03101	045100600100	099000000027031	70631	50910899	32010214	CONSTRUCTION OF BOREHOLES IN POLICE STATION Ntansele - Ikom	7,108,197.00	7,108,197.00	
03101	045100600100	099000000027030	70631	50910899	32010214	CONSTRUCTION OF BOREHOLES IN POLICE STATION Onyeadama - Obubra	7,108,197.00	7,108,197.00	
03101	045100600100	099000000027027	70131	50910899	23010112	FURNISHING OF POLICE STAFF QUARTERS NtanObu, Odukpani	2,187,532.90	2,187,532.90	
03101	045100600100	099000000027026	70611	50910899	23020102	CONSTRUCTION OF STAFF QUARTERS IN POLICE STATION Danare II - Boki	712,927.15	712,927.15	
03101	045100600100	099000000027001	70712	50910899	32010908	Collaboration with Fed. Bordercom Agency	10,000,000.00	10,000,000.00	
03101	045100600100	099000000027034	70631	50910899	32010214	CONSTRUCTION OF BOREHOLES IN POLICE STATION NtanObu, Odukpani	1,032,376.34	1,032,376.34	
03101	045100600100	099000000027081	70611	50910899	23020102	Baseline Survey	2,000,000.00	10,000,000.00	
03101	045100600100	099000000027022	70611	50910899	23020102	CONSTRUCTION OF STAFF QUARTERS IN POLICE STATION Okwortung, Obudu			
03101	045100600100	099000000027021	70611	50910899	23020102	CONSTRUCTION OF STAFF QUARTERS IN POLICE STATION Okwortung, Obudu			
03101	045100600100	099000000027020	70611	50910899	23020102	CONSTRUCTION OF STAFF QUARTERS IN POLICE STATION NtanObu, Odukpani	3,906,960.00	3,906,960.00	
03101	045100600100	099000000027019	70611	50910899	23020102	CONSTRUCTION OF STAFF QUARTERS IN POLICE STATION Nkikira , Obudu			
03101	045100600100	099000000027018	70611	50910899	23020102	CONSTRUCTION OF STAFF QUARTERS IN POLICE STATION Kakwe, Obanliku	711,788.00	711,788.00	
03101	045100600100	099000000027002	70712	50910899	32010908	Supply of Medical Equipment, Mfamiyen, Akamkpa	393,288.00	393,288.00	
03101	045100600100	099000000027016	70611	50910899	23020102	CONSTRUCTION OF STAFF QUARTERS IN POLICE STATION Ekureku, Abi	22,000,000.00	22,000,000.00	
03101	045100600100	099000000027014	70131	50910899	23010112	FURNISHING OF POLICE STATION Danare 1, Boki	222,269.15	222,269.15	
03101	045100600100	099000000027013	70131	50910899	23010112	FURNISHING OF POLICE STATION Abi, Ekureku	155,025.20	155,025.20	
03101	045100600100	099000000027012	70632	50910899	32010214	COMPLETION OF BOREHOLES IN HEALTH CENTRE Duke King Ifiang - Akpabuyo	350,017.80	350,017.80	
03101	045100600100	099000000027039	70733	50910899	23020106	CONSTRUCTION OF HEALTH CENTRE Atiekp -Obudu	15,543,333.99	15,543,333.99	
03101	045100600100	099000000027015	70611	50910899	23020102	CONSTRUCTION OF STAFF QUARTERS IN POLICE STATION Ibalebo -Adadama, Abi	27,000,000.00	27,000,000.00	
03101	045100600100	099000000027011	70631	50910899	32010214	COMPLETION OF BOREHOLES IN HEALTH CENTRE Ito - Eburutu, Odukpani	4,349,880.65	4,349,880.65	
03101	045100600100	099000000027017	70611	50910899	23020102	CONSTRUCTION OF STAFF QUARTERS IN POLICE STATION Ikotlwang, Bakassi	707,286.36	707,286.36	
03101	045100600100	099000000027080	70611	50910899	23020102	Library	200,000.00	200,000.00	
03101	045100600100	099000000027079	70611	50910899	23020102	Sensitization/Awareness	1,000,000.00	6,000,000.00	
03101	045100600100	099000000027023	70611	50910899	23020102	CONSTRUCTION OF STAFF QUARTERS IN POLICE STATION Norehole - Ebijakara	5,000,000.00	5,000,000.00	
03101	045100600100	099000000027024	70611	50910899	23020102	CONSTRUCTION OF STAFF QUARTERS IN POLICE STATION Nkikira , Obudu	701,547.80	701,547.80	
03101	045100600100	099000000027025	70611	50910899	23020102	CONSTRUCTION OF STAFF QUARTERS IN POLICE STATION Okwortung, obudu	700,062.15	700,062.15	
03101	045100600100	099000000027010	70131	50910899	23010112	FURNISHING OF HEALTH CENTRE Obudu, Nkirira	4,800,180.00	4,800,180.00	





# CROSS RIVER STATE CHART OF ACCOUNT 2020

## REGIONAL

### 045100600100 BCDC BORDER COMMUNITY DEVELOPMENT COMMISSION

Fund	Administrative	Programme	Functic	Geo	Economic	Description	Approved Budget 2020	Approved Provision 2019	Actual Rev./Exp. Jan -Aug 2019
03101	045100600100	099000000027009	70131	50910899	23010112	Supply of School Furniture	5,847,240.70	5,847,240.70	
03101	045100600100	099000000027008	70131	50910899	23010112	Furniture of three Classroom Block, New Abana, Bakassi	293,215.64	293,215.64	
03101	045100600100	099000000027007	70131	50910899	23010112	Furnishing of three Classroom Block, Busi II, Obaliku	186,250.00	186,250.00	
03101	045100600100	099000000027006	70131	50910899	23010112	Furnishing of three Classroom Block Danare - Boki	1,500,534.30	1,500,534.30	
03101	045100600100	099000000027005	70712	50910899	32010908	Supply of Medical Equipment, Danare II, Boki	400,012.25	400,012.25	
03101	045100600100	099000000027082	70611	50910899	32010217	Renovation of Office	13,364,155.88	13,364,155.88	

#### SUMMARY

<b>Recurrent Revenue</b>	2,000,000.00	2,000,000.00	0.00
<b>Capital Receipts</b>	360,000,000.00	360,000,000.00	0.00
<b>TOTAL</b>	<b>362,000,000.00</b>	<b>362,000,000.00</b>	<b>0.00</b>
<b>Personnel Cost</b>	31,350,459.34	23,022,156.94	7,358,689.52
<b>Overhead Cost</b>	3,869,861.16	3,869,861.16	0.00
<b>Consolidated Revenue Charges</b>	22,200,000.00	22,200,000.00	0.00
<b>SUB-TOTAL</b>	57,420,320.50	49,092,018.10	7,358,689.52
<b>Capital Expenditure</b>	2,593,477,823.52	3,221,477,823.52	
<b>TOTAL</b>	<b>2,650,898,144.02</b>	<b>3,270,569,841.62</b>	<b>7,358,689.52</b>

30-2-2020  
 CERTIFIED TRUE COPY



**CROSS RIVER STATE CHART OF ACCOUNT 2020**  
**REGIONAL**  
**045100600200 CRSBPA BORDER PATROL AGENCY**

<u>Fund</u>	<u>Administrative</u>	<u>Programme</u>	<u>Funcitc</u>	<u>Geo</u>	<u>Economic</u>	<u>Description</u>	<u>Approved Budget 2020</u>	<u>Approved Provision 2019</u>	<u>Actual Rev./Exp.</u> <u>Jan -Aug 2019</u>
<b>CONSOLIDATED REVENUE CHARGES</b>							<b>4,000,000.00</b>	<b>0.00</b>	<b>0.00</b>
02101	045100600200	0000000000000000	00000	50910899	21010103	Consolidated Revenue Fund Charge- Salaries	4,000,000.00	0.00	0.00

**SUMMARY**

<b>Recurrent Revenue</b>		0.00
<b>Capital Receipts</b>		0.00
<b>TOTAL</b>		<b>0.00</b>
<b>Personnel Cost</b>		
<b>Overhead Cost</b>		0.00
<b>Consolidated Revenue Charges</b>	4,000,000.00	0.00
<b>SUB-TOTAL</b>	4,000,000.00	0.00
<b>Capital Expenditure</b>		
<b>TOTAL</b>	<b>4,000,000.00</b>	<b>0.00</b>

30-2-2020  
 CERTIFIED TRUE COPY



**CROSS RIVER STATE CHART OF ACCOUNT 2020**  
**REGIONAL**  
**045100600400 CRSSCA STREET CLEANING AGENCY**

<u>Fund</u>	<u>Administrative</u>	<u>Programme</u>	<u>Funcitc</u>	<u>Geo</u>	<u>Economic</u>	<u>Description</u>	<u>Approved Budget 2020</u>	<u>Approved Provision 2019</u>	<u>Actual Rev./Exp.</u> <u>Jan -Aug 2019</u>
<b>CONSOLIDATED REVENUE CHARGES</b>							<b>4,000,000.00</b>	<b>0.00</b>	<b>0.00</b>
02101	045100600400	0000000000000000	00000	50910899	21010103	Consolidated Revenue Fund Charge- Salaries	4,000,000.00	0.00	0.00

**SUMMARY**

<b>Recurrent Revenue</b>		0.00
<b>Capital Receipts</b>		0.00
<b>TOTAL</b>		<b>0.00</b>
<b>Personnel Cost</b>		
<b>Overhead Cost</b>		0.00
<b>Consolidated Revenue Charges</b>	4,000,000.00	0.00
<b>SUB-TOTAL</b>	4,000,000.00	0.00
<b>Capital Expenditure</b>		
<b>TOTAL</b>	<b>4,000,000.00</b>	<b>0.00</b>

30-2019  
 CERTIFIED TRUE COPY



**CROSS RIVER STATE CHART OF ACCOUNT 2020**

**REGIONAL**

**045100600500 CRSWWA WASTE TO WEALTH AGENCY**

<u>Fund</u>	<u>Administrative</u>	<u>Programme</u>	<u>Funcitc</u>	<u>Geo</u>	<u>Economic</u>	<u>Description</u>	<u>Approved Budget 2020</u>	<u>Approved Provision 2019</u>	<u>Actual Rev./Exp. Jan -Aug 2019</u>
<b>CONSOLIDATED REVENUE CHARGES</b>							<b>4,000,000.00</b>	<b>0.00</b>	<b>0.00</b>
02101	045100600500	0000000000000000	00000	50910899	21010103	Consolidated Revenue Fund Charge- Salaries	4,000,000.00	0.00	0.00

**SUMMARY**

<b>Recurrent Revenue</b>			0.00
<b>Capital Receipts</b>			0.00
<b>TOTAL</b>			<b>0.00</b>
<b>Personnel Cost</b>			
<b>Overhead Cost</b>			0.00
<b>Consolidated Revenue Charges</b>	4,000,000.00	0.00	0.00
<b>SUB-TOTAL</b>	4,000,000.00	0.00	0.00
<b>Capital Expenditure</b>			
<b>TOTAL</b>	<b>4,000,000.00</b>	<b>0.00</b>	<b>0.00</b>

*30-2-20*  
**CERTIFIED TRUE COPY**





**CROSS RIVER STATE CHART OF ACCOUNT 2020**  
**REGIONAL**  
**045100600600 BDA BAKASSI DEVELOPMENT AUTHORITY**

<u>Fund</u>	<u>Administrative</u>	<u>Programme</u>	<u>Funcitc</u>	<u>Geo</u>	<u>Economic</u>	<u>Description</u>	<u>Approved Budget 2020</u>	<u>Approved Provision 2019</u>	<u>Actual Rev./Exp.</u> <u>Jan -Aug 2019</u>
<b>CONSOLIDATED REVENUE CHARGES</b>							<b>4,000,000.00</b>	<b>0.00</b>	<b>0.00</b>
02101	045100600600	0000000000000000	00000	50910899	21010103	Consolidated Revenue Fund Charge- Salaries	4,000,000.00	0.00	0.00

**SUMMARY**

<b>Recurrent Revenue</b>			0.00
<b>Capital Receipts</b>			0.00
<b>TOTAL</b>			<b>0.00</b>
<b>Personnel Cost</b>			
<b>Overhead Cost</b>			0.00
<b>Consolidated Revenue Charges</b>	4,000,000.00	0.00	0.00
<b>SUB-TOTAL</b>	4,000,000.00	0.00	0.00
<b>Capital Expenditure</b>			
<b>TOTAL</b>	<b>4,000,000.00</b>	<b>0.00</b>	<b>0.00</b>

30-2019  
**CERTIFIED TRUE COPY**



**CROSS RIVER STATE CHART OF ACCOUNT 2020**

**REGIONAL**

**045100600700 ORDA OBUDU RANCH DEVELOPMENT AUTHORITY**

<u>Fund</u>	<u>Administrative</u>	<u>Programme</u>	<u>Funcitc</u>	<u>Geo</u>	<u>Economic</u>	<u>Description</u>	<u>Approved Budget 2020</u>	<u>Approved Provision 2019</u>	<u>Actual Rev./Exp. Jan -Aug 2019</u>
<b>CONSOLIDATED REVENUE CHARGES</b>							<b>4,000,000.00</b>	<b>0.00</b>	<b>0.00</b>
02101	045100600700	0000000000000000	00000	50910899	21010103	Consolidated Revenue Fund Charge- Salaries	4,000,000.00	0.00	0.00

**SUMMARY**

<b>Recurrent Revenue</b>			0.00
<b>Capital Receipts</b>			0.00
<b>TOTAL</b>			<b>0.00</b>
<b>Personnel Cost</b>			
<b>Overhead Cost</b>			0.00
<b>Consolidated Revenue Charges</b>	4,000,000.00	0.00	0.00
<b>SUB-TOTAL</b>	4,000,000.00	0.00	0.00
<b>Capital Expenditure</b>			
<b>TOTAL</b>	<b>4,000,000.00</b>	<b>0.00</b>	<b>0.00</b>

30-2019



**CROSS RIVER STATE CHART OF ACCOUNT 2020**

**REGIONAL**

**045100600800 FFFVA FRESH FRUITS, FLOWERS AND VEGETABLE AGENCY**

<u>Fund</u>	<u>Administrative</u>	<u>Programme</u>	<u>Func</u>	<u>Geo</u>	<u>Economic</u>	<u>Description</u>	<u>Approved Budget 2020</u>	<u>Approved Provision 2019</u>	<u>Actual Rev./Exp. Jan -Aug 2019</u>
<b>CONSOLIDATED REVENUE CHARGES</b>							<b>4,000,000.00</b>	<b>0.00</b>	<b>0.00</b>
02101	045100600800	0000000000000000	00000	50910899	21010103	Consolidated Revenue Fund Charge- Salaries	4,000,000.00	0.00	0.00

**SUMMARY**

<b>Recurrent Revenue</b>			0.00
<b>Capital Receipts</b>			0.00
<b>TOTAL</b>			<b>0.00</b>
<b>Personnel Cost</b>			
<b>Overhead Cost</b>			0.00
<b>Consolidated Revenue Charges</b>	4,000,000.00	0.00	0.00
<b>SUB-TOTAL</b>	4,000,000.00	0.00	0.00
<b>Capital Expenditure</b>			
<b>TOTAL</b>	<b>4,000,000.00</b>	<b>0.00</b>	<b>0.00</b>

30-2019



# CROSS RIVER STATE CHART OF ACCOUNT 2020

## REGIONAL

### 045100600900 MOWR Ministry of Water Resources

Fund	Administrative	Programme	Func	Geo	Economic	Description	Approved Budget 2020	Approved Provision 2019	Actual Rev./Exp. Jan -Aug 2019
<b>RECURRENT REVENUE</b>							<b>2,500,000.00</b>	<b>2,500,000.00</b>	<b>0.00</b>
<b>12020100 LICENCES - GENERAL</b>							<b>1,000,000.00</b>	<b>1,000,000.00</b>	<b>0.00</b>
02101	045100600900	0000000000000000	00000	50910899	12020104	Water Quality Certificate	1,000,000.00	1,000,000.00	0.00
<b>12020500 FINES - GENERAL</b>							<b>1,500,000.00</b>	<b>1,500,000.00</b>	<b>0.00</b>
02101	045100600900	0000000000000000	00000	50910899	12020508	Fines Of Non-Certification	500,000.00	500,000.00	0.00
02101	045100600900	0000000000000000	00000	50910899	12020505	Fines For Illegal Connections	1,000,000.00	1,000,000.00	0.00
<b>PERSONNEL COST</b>							<b>50,204,860.62</b>	<b>50,204,950.62</b>	<b>0.00</b>
<b>21010100 SALARIES AND WAGES</b>							<b>17,538,582.60</b>	<b>17,538,672.60</b>	<b>0.00</b>
02101	045100600900	0000000000000000	00000	50910899	21010101	Salary	17,538,582.60	17,538,672.60	0.00
<b>21020100 ALLOWANCES</b>							<b>32,666,278.02</b>	<b>32,666,278.02</b>	<b>0.00</b>
02101	045100600900	0000000000000000	00000	50910899	21020107	Utility	653,723.08	653,723.08	0.00
02101	045100600900	0000000000000000	00000	50910899	21020104	Meal Subsidy_21020104	579,294.10	579,294.10	0.00
02101	045100600900	0000000000000000	00000	50910899	21020108	Domestic Servant	3,531,374.74	3,531,374.74	0.00
02101	045100600900	0000000000000000	00000	50910899	21020106	Transport	2,451,484.88	2,451,484.88	0.00
02101	045100600900	0000000000000000	00000	50910899	21020105	Rent	23,556,247.52	23,556,247.52	0.00
02101	045100600900	0000000000000000	00000	50910899	21020103	Leave Grant	1,825,753.70	1,825,753.70	0.00
02101	045100600900	0000000000000000	00000	50910899	21020109	Entertainment	68,400.00	68,400.00	0.00
<b>OVERHEAD COST</b>							<b>14,218,073.57</b>	<b>13,205,473.57</b>	<b>0.00</b>
<b>22020100 TRAVEL AND TRANSPORT - GENERAL</b>							<b>4,929,200.00</b>	<b>4,929,200.00</b>	<b>0.00</b>
02101	045100600900	0000000000000000	00000	50910899	22020102	Local Travel and Transport	4,929,200.00	4,929,200.00	0.00
<b>22020200 UTILITIES - GENERAL</b>							<b>300,000.00</b>	<b>300,000.00</b>	<b>0.00</b>
02101	045100600900	0000000000000000	00000	50910899	22020205	Water Rates_22020205	60,000.00	60,000.00	0.00
02101	045100600900	0000000000000000	00000	50910899	22020212	Mails, Courier, Diplomatic Mail	120,000.00	120,000.00	0.00
02101	045100600900	0000000000000000	00000	50910899	22020202	Telephone Charges	120,000.00	120,000.00	0.00
<b>22020300 MATERIALS AND SUPPLIES - GENERAL</b>							<b>1,663,628.20</b>	<b>1,663,628.20</b>	<b>0.00</b>
02101	045100600900	0000000000000000	00000	50910899	22020315	Office Material And Supplies	1,663,628.20	1,663,628.20	0.00
<b>22020400 MAINTENANCE SERVICES - GENERAL</b>							<b>6,409,645.37</b>	<b>5,397,045.37</b>	<b>0.00</b>
02101	045100600900	0000000000000000	00000	50910899	22020411	Maintenance Of Communication Equipment	14,172.29	14,172.29	0.00
02101	045100600900	0000000000000000	00000	50910899	22020401	Maintenance Of Motor Vehicle/Transport Equipment	3,930,373.08	3,708,773.08	0.00
02101	045100600900	0000000000000000	00000	50910899	22020414	Maintenance Of Computer And It Equipments	752,600.00	554,600.00	0.00
02101	045100600900	0000000000000000	00000	50910899	22020415	Maintenance Of Office Equipments	370,000.00	37,000.00	0.00
02101	045100600900	0000000000000000	00000	50910899	22020417	Maintenance Of Office Building	572,500.00	572,500.00	0.00
02101	045100600900	0000000000000000	00000	50910899	22020404	Maintenance Of Office / It Equipments	106,000.00	106,000.00	0.00
02101	045100600900	0000000000000000	00000	50910899	22020405	Maintenance Of Plants/Generators	404,000.00	404,000.00	0.00
02101	045100600900	0000000000000000	00000	50910899	22020402	Maintenance Of Office Furniture	260,000.00	0.00	0.00
<b>22020600 OTHER SERVICES - GENERAL</b>							<b>212,000.00</b>	<b>212,000.00</b>	<b>0.00</b>
02101	045100600900	0000000000000000	00000	50910899	22020639	Press And Public Relation/ Advertisement	212,000.00	212,000.00	0.00
<b>22021000 MISCELLANEOUS EXPENSES GENERAL</b>							<b>703,600.00</b>	<b>703,600.00</b>	<b>0.00</b>
02101	045100600900	0000000000000000	00000	50910899	22021057	Entertainment at Meetings	103,600.00	103,600.00	0.00

**CERTIFIED TRUE COPY**



# CROSS RIVER STATE CHART OF ACCOUNT 2020

## REGIONAL

### 045100600900 MOWR Ministry of Water Resources

Fund	Administrative	Programme	Functio	Geo	Economic	Description	Approved Budget 2020	Approved Provision 2019	Actual Rev./Exp. Jan -Aug 2019
02101	045100600900	0000000000000000	00000	50910899	22021047	Servicom	600,000.00	600,000.00	0.00
<b>CONSOLIDATED REVENUE CHARGES</b>							<b>9,954,720.33</b>	<b>9,954,720.33</b>	<b>0.00</b>
02101	045100600900	0000000000000000	00000	50910899	21010103	Consolidated Revenue Fund Charge- Salaries	9,954,720.33	9,954,720.33	0.00
<b>CAPITAL EXPENDITURE</b>							<b>4,085,425,000.00</b>	<b>3,109,425,000.00</b>	
03101	045100600900	09900000000008105	70631	50910899	23010133	State - wide surveys & Data acquisition for determination of MDG attainment status in relation to water sector key performance	32,175,000.00	32,175,000.00	
03101	045100600900	09900000000008102	70631	50910899	32010925	Procurement & Installation of Sensitive Hydrological Logging Equipment in critical Rivers/Steams in 6 Selected LGAs	50,000,000.00	9,000,000.00	
03101	045100600900	09900000000008104	70631	50910899	23030104	State support for WSSSRP II Project activities of the 10th EDF	3,250,000.00	3,250,000.00	
03101	045100600900	09900000000008101	70631	50910899	23030104	Rehabilitation of 120 Nos.Non-Functional Motorised Water Supply facilities in Communities and Public	2,000,000,000.00	65,000,000.00	
03101	045100600900	09900000000008103	70631	50910899	23030104	Municipal Water Supply in Bakassi, Calabar Municipality and Calabar South	2,000,000,000.00	3,000,000,000.00	

#### SUMMARY

<b>Recurrent Revenue</b>	2,500,000.00	2,500,000.00	0.00
<b>Capital Receipts</b>			0.00
<b>TOTAL</b>	<b>2,500,000.00</b>	<b>2,500,000.00</b>	<b>0.00</b>
<b>Personnel Cost</b>	50,204,860.62	50,204,950.62	0.00
<b>Overhead Cost</b>	14,218,073.57	13,205,473.57	0.00
<b>Consolidated Revenue Charges</b>	9,954,720.33	9,954,720.33	0.00
<b>SUB-TOTAL</b>	<b>74,377,654.52</b>	<b>73,365,144.52</b>	<b>0.00</b>
<b>Capital Expenditure</b>	4,085,425,000.00	3,109,425,000.00	
<b>TOTAL</b>	<b>4,159,802,654.52</b>	<b>3,182,790,144.52</b>	<b>0.00</b>





# CROSS RIVER STATE CHART OF ACCOUNT 2020

## REGIONAL

### 045100700100 CRSWB CRS WATER BOARD

Fund	Administrative	Programme	Functic	Geo	Economic	Description	Approved Budget 2020	Approved Provision 2019	Actual Rev./Exp. Jan -Aug 2019
<b>PERSONNEL COST</b>							<b>379,943,046.00</b>	<b>297,040,877.00</b>	<b>0.00</b>
<b>21010100 SALARIES AND WAGES</b>							<b>201,415,009.00</b>	<b>195,071,266.00</b>	<b>0.00</b>
02101	045100700100	0000000000000000	00000	50910899	21010101	Salary	201,415,009.00	195,071,266.00	0.00
<b>21020100 ALLOWANCES</b>							<b>178,528,037.00</b>	<b>101,969,611.00</b>	<b>0.00</b>
02101	045100700100	0000000000000000	00000	50910899	21020104	Meal Subsidy_21020104	7,232,598.00	3,680,422.00	0.00
02101	045100700100	0000000000000000	00000	50910899	21020109	Entertainment	262,200.00	208,000.00	0.00
02101	045100700100	0000000000000000	00000	50910899	21020108	Domestic Servant	11,698,153.00	10,394,182.00	0.00
02101	045100700100	0000000000000000	00000	50910899	21020107	Utility	4,437,454.00	2,293,498.00	0.00
02101	045100700100	0000000000000000	00000	50910899	21020106	Transport	31,841,963.00	16,428,575.00	0.00
02101	045100700100	0000000000000000	00000	50910899	21020105	Rent	102,859,275.00	56,984,607.00	0.00
02101	045100700100	0000000000000000	00000	50910899	21020103	Leave Grant	20,196,394.00	11,980,327.00	0.00
<b>CAPITAL EXPENDITURE</b>							<b>3,507,411,120.14</b>	<b>3,170,091,120.14</b>	
03101	045100700100	099000000007701	70631	50910899	23020105	Construction/Extension of Biase Water Supply Scheme	300,500,000.00	300,500,000.00	
03101	045100700100	099000000007718	70631	50910899	32010214	Procurement of Goods and Services, Chemicals for water treatment	137,500,000.00	137,500,000.00	
03101	045100700100	099000000007712	70631	50910899	23020105	Sankwala water supply project (proposed pipeline extension from Obudu water supply scheme)	300,000,000.00		
03101	045100700100	099000000007713	70631	50910899	32010214	Feasibility Studies for Boje water supply Project (Proposed)	314,500,000.00	314,500,000.00	
03101	045100700100	099000000007714	70631	50910899	23020105	Akpet Central Ibogo water supply scheme pipeline Extension	102,348,186.14	102,348,186.14	
03101	045100700100	099000000007715	70631	50910899	23020105	Construction/Extension of Biase Water Supply Scheme			
03101	045100700100	099000000007709	70631	50910899	32010214	Purchase of 10 Hilux Vehicles			
03101	045100700100	099000000007708	70631	50910899	32010214	Damages & Repairs of Pipes	95,000,000.00	95,000,000.00	
03101	045100700100	099000000007703	70631	50910899	32010214	Procurement of Goods and Services			
03101	045100700100	099000000007707	70631	50910899	32010214	Purchase of Chlorine and Other Water Chemical			
03101	045100700100	099000000007716	70631	50910899	23030104	CRSWBL Calabar Intake M&E Rehabilitation			
03101	045100700100	099000000007706	70631	50910899	32010214	Construction/Extension Etung, Boki and Obanliku Water Supply Scheme			
03101	045100700100	099000000007710	70631	50910899	32010214	Uyanga water supply project (Proposed new scheme)			
03101	045100700100	099000000007704	70631	50910899	32010214	Water Supply and Underground Water Scheme	18,024,643.00	18,024,643.00	
03101	045100700100	099000000007702	70631	50910899	23020105	Water Reticulation (New Roules)	70,000,000.00	70,000,000.00	
03101	045100700100	099000000007717	70631	50910899	32010214	Procurement of Goods and Services	152,230,294.00	152,230,294.00	
03101	045100700100	099000000007711	70631	50910899	32010214	Calabar, Akamkpa, Ugep/ediba water supply schemes	600,000,000.00	562,680,000.00	
03101	045100700100	099000000007719	70631	50910899	32010214	VAT, import duties & Taxes (Counterpart fund)	152,230,294.00	152,230,294.00	
03101	045100700100	099000000007720	70631	50910899	23020105	Design & Construction of Bottle Water Plant	483,075,000.00	483,075,000.00	
03101	045100700100	099000000007721	70631	50910899	32010208	Proposed Expansion/Densification of Distribution network for Calabar Urban water supply project			
03101	045100700100	099000000007722	70631	50910899	32010214	Ugep/Ediba water supply scheme including Ugep, Ediba Usumutong, Ekori, Nko, Idomi, Mkpani, Adim, Abini, Akpet 1, Akpet Central and Ibogo Diesel Supply	350,000,000.00	350,000,000.00	





# CROSS RIVER STATE CHART OF ACCOUNT 2020

## REGIONAL

### 045100700100 CRSWB CRS WATER BOARD

Fund	Administrative	Programme	Functic	Geo	Economic	Description	Approved Budget 2020	Approved Provision 2019	Actual Rev./Exp. Jan -Aug 2019
03101	045100700100	099000000007723	70631	50910899	32010214	Water Supply and Underground Water Scheme	18,024,643.00	18,024,643.00	
03101	045100700100	099000000007724	70631	50910899	23030104	Rehabilitation of Akamkpa water supply scheme including Okomita, Netim, Mbarakom, Awi & Ayabam	118,978,060.00	118,978,060.00	
03101	045100700100	099000000007725	70631	50910899	23030104	Construction/Extension Etung, Boki and Obanliku Water Supply Scheme	250,000,000.00	250,000,000.00	
03101	045100700100	099000000007726	70133	50910899	23030104	World Bank - Financed Water Project (Cal South, Ikom, Ogoja and Obudu)			
03101	045100700100	099000000007705	70631	50910899	32010214	Enuiration & Task Force	45,000,000.00	45,000,000.00	

#### SUMMARY

<b>Recurrent Revenue</b>			0.00
<b>Capital Receipts</b>			0.00
<b>TOTAL</b>			<b>0.00</b>
<b>Personnel Cost</b>	379,943,046.00	297,040,877.00	0.00
<b>Overhead Cost</b>			0.00
<b>Consolidated Revenue Charges</b>			0.00
<b>SUB-TOTAL</b>	379,943,046.00	297,040,877.00	0.00
<b>Capital Expenditure</b>	3,507,411,120.14	3,170,091,120.14	
<b>TOTAL</b>	<b>3,887,354,166.14</b>	<b>3,467,131,997.14</b>	<b>0.00</b>

30-2-2020  
 CERTIFIED TRUE COPY



# CROSS RIVER STATE CHART OF ACCOUNT 2020

## REGIONAL

### 045100700200 RUWASTA RUWASTA

Fund	Administrative	Programme	Funcit	Geo	Economic	Description	Approved Budget 2020	Approved Provision 2019	Actual Rev./Exp. Jan -Aug 2019
<b>RECURRENT REVENUE</b>							<b>10,000,000.00</b>	<b>10,000,000.00</b>	<b>0.00</b>
<b>12020600 SALES - GENERAL</b>							<b>2,000,000.00</b>	<b>2,000,000.00</b>	<b>0.00</b>
02101	045100700200	0000000000000000	00000	50910899	12020657	Water Quality Analysis	500,000.00	500,000.00	0.00
02101	045100700200	0000000000000000	00000	50910899	12020690	Application Fees For Geographic Information Agency	1,500,000.00	1,500,000.00	0.00
<b>12020900 RENT ON LAND AND OTHERS - GENERAL</b>							<b>8,000,000.00</b>	<b>8,000,000.00</b>	<b>0.00</b>
02101	045100700200	0000000000000000	00000	50910899	12020914	Hiring Of Rigs	8,000,000.00	8,000,000.00	0.00
<b>PERSONNEL COST</b>							<b>629,435,625.32</b>	<b>28,463,529.62</b>	<b>0.00</b>
<b>21010100 SALARIES AND WAGES</b>							<b>26,671,579.80</b>	<b>10,557,277.08</b>	<b>0.00</b>
02101	045100700200	0000000000000000	00000	50910899	21010101	Salary	26,671,579.80	10,557,277.08	0.00
<b>21020100 ALLOWANCES</b>							<b>602,764,045.52</b>	<b>17,906,252.54</b>	<b>0.00</b>
02101	045100700200	0000000000000000	00000	50910899	21020108	Domestic Servant	3,237,423.24	2,943,116.40	0.00
02101	045100700200	0000000000000000	00000	50910899	21020107	Utility	343,671.12	376,828.44	0.00
02101	045100700200	0000000000000000	00000	50910899	21020106	Transport	3,085,782.66	2,712,209.58	0.00
02101	045100700200	0000000000000000	00000	50910899	21020105	Rent	8,677,582.50	8,890,656.25	0.00
02101	045100700200	0000000000000000	00000	50910899	21020104	Meal Subsidy_21020104	664,799.40	627,047.00	0.00
02101	045100700200	0000000000000000	00000	50910899	21020103	Leave Grant	586,686,374.60	2,299,394.87	0.00
02101	045100700200	0000000000000000	00000	50910899	21020109	Entertainment	68,412.00	57,000.00	0.00
<b>OVERHEAD COST</b>							<b>10,667,130.00</b>	<b>8,857,290.00</b>	<b>0.00</b>
<b>22020100 TRAVEL AND TRANSPORT - GENERAL</b>							<b>2,104,000.00</b>	<b>1,650,000.00</b>	<b>0.00</b>
02101	045100700200	0000000000000000	00000	50910899	22020102	Local Travel and Transport	2,104,000.00	1,650,000.00	0.00
<b>22020200 UTILITIES - GENERAL</b>							<b>35,000.00</b>	<b>0.00</b>	<b>0.00</b>
02101	045100700200	0000000000000000	00000	50910899	22020212	Mails, Courier, Diplomatic Mail	35,000.00	0.00	0.00
<b>22020300 MATERIALS AND SUPPLIES - GENERAL</b>							<b>2,448,490.00</b>	<b>1,714,990.00</b>	<b>0.00</b>
02101	045100700200	0000000000000000	00000	50910899	22020315	Office Material And Supplies	1,333,440.00	854,940.00	0.00
02101	045100700200	0000000000000000	00000	50910899	22020316	Computer Materials And Supplies_22020316	980,000.00	725,000.00	0.00
02101	045100700200	0000000000000000	00000	50910899	22020314	Other Material and Supplies	135,050.00	135,050.00	0.00
<b>22020400 MAINTENANCE SERVICES - GENERAL</b>							<b>5,544,640.00</b>	<b>5,468,300.00</b>	<b>0.00</b>
02101	045100700200	0000000000000000	00000	50910899	22020402	Maintenance Of Office Furniture	959,000.00	845,000.00	0.00
02101	045100700200	0000000000000000	00000	50910899	22020415	Maintenance Of Office Equipments	645,000.00	640,000.00	0.00
02101	045100700200	0000000000000000	00000	50910899	22020405	Maintenance Of Plants/Generators	1,240,000.00	1,300,000.00	0.00
02101	045100700200	0000000000000000	00000	50910899	22020401	Maintenance Of Motor Vehicle/Transport Equipment	2,700,640.00	2,683,300.00	0.00
<b>22020600 OTHER SERVICES - GENERAL</b>							<b>400,000.00</b>	<b>0.00</b>	<b>0.00</b>
02101	045100700200	0000000000000000	00000	50910899	22020639	Press And Public Relation/ Advertisement	400,000.00	0.00	0.00
<b>22020900 FINANCIAL CHARGES - GENERAL</b>							<b>24,000.00</b>	<b>24,000.00</b>	<b>0.00</b>
02101	045100700200	0000000000000000	00000	50910899	22020901	Bank Charges (Other Than Interest)	24,000.00	24,000.00	0.00
<b>22021000 MISCELLANEOUS EXPENSES GENERAL</b>							<b>111,000.00</b>	<b>0.00</b>	<b>0.00</b>
02101	045100700200	0000000000000000	00000	50910899	22021057	Entertainment at Meetings	111,000.00	0.00	0.00
<b>CONSOLIDATED REVENUE CHARGES</b>							<b>38,400,000.00</b>	<b>0.00</b>	<b>0.00</b>
02101	045100700200	0000000000000000	00000	50910899	21010103	Consolidated Revenue Fund Charge- Salaries	38,400,000.00	0.00	0.00

**CERTIFIED TRUE COPY**





# CROSS RIVER STATE CHART OF ACCOUNT 2020

## REGIONAL

### 045100700200 RUWASTA RUWASTA

Fund	Administrative	Programme	Funcit	Geo	Economic	Description	Approved Budget 2020	Approved Provision 2019	Actual Rev./Exp. Jan -Aug 2019
<b>CAPITAL EXPENDITURE</b>							<b>3,483,730,080.00</b>	<b>2,925,164,980.00</b>	
03101	045100700200	099000000029731	70631	50910899	23030104	Documentary for Water, Sanitation and Hygiene Project	5,000,000.00	5,000,000.00	
03101	045100700200	099000000029732	70133	50910899	23030127	Renovation & rehabilitation of equipment/material stores	6,200,000.00	6,200,000.00	
03101	045100700200	099000000029721	70131	50910899	23030104	Moving Spares/Training of Artisans	2,500,000.00	2,500,000.00	
03101	045100700200	099000000029730	70133	50910899	23010112	Office furniture & fitting in RUWATSSA(New)	5,000,000.00	5,000,000.00	
03101	045100700200	099000000029722	70631	50910899	23020105	Construction of 16 (No) Solar powered Motorised scheme (on-going)	100,000,000.00	100,800,000.00	
03101	045100700200	099000000029723	70631	50910899	23020105	Construction of 40 (Nos) 3 compartment pur flush lavatories in 20 schools. (New)	60,000,000.00	60,000,000.00	
03101	045100700200	099000000029724	70631	50910899	23030104	RUSHPIN Scale up in Akamkpa, Ogoja&Obudu	81,530,080.00	81,530,080.00	
03101	045100700200	099000000029725	70133	50910899	23010141	Advertisement for Procurement	2,500,000.00	2,500,000.00	
03101	045100700200	099000000029726	70631	50910899	23020105	Construction of 100 Nos of ECOSAN Double Vault Excreta Disposal Facilities within 20 Rural Communities	7,000,000.00	7,000,000.00	
03101	045100700200	099000000029727	70631	50910899	23020105	Construction of 260 ( no) Solar Powered Motorised scheme and reticulation/Community Boreholes	2,300,000,000.00	2,300,000,000.00	
03101	045100700200	990000000030600	70131	50910899	23030104	Partnership for Expanded WASH	300,000,000.00		
03101	045100700200	099000000029728	70133	50910899	23030104	Implementation of some CLTS activities in three LGA	24,000,000.00	24,000,000.00	
03101	045100700200	099000000029729	70631	50910899	23030104	Purchase of a new Drilling Rig (Complete Set)	120,000,000.00	100,000,000.00	
03101	045100700200	099000000029733	70131	50910899	23030104	Purchase of Reagents for Water Analysis	3,500,000.00	3,500,000.00	
03101	045100700200	099000000029718	70631	50910899	23010214	33 Boreholes in Abi	165,000,000.00	165,000,000.00	
03101	045100700200	099000000029715	70631	50910899	23030104	Wash in Emergency (EPR)	20,000,000.00	20,000,000.00	
03101	045100700200	099000000029717	70631	50910899	23030104	Sanitation/Development / Mobilization and Hygine Promotionin98 Communities	11,000,000.00	11,000,000.00	
03101	045100700200	099000000029719	70133	50910899	23030104	2.5% for Monitoring of OdukpaniShrip Two	2,500,000.00	2,500,000.00	
03101	045100700200	099000000029720	70631	50910899	23030104	Rehabilitation & Maintenance of 100 Boreholes/Equipment	10,000,000.00	10,000,000.00	
03101	045100700200	099000000029711	70133	50910899	23030104	Base Line Survey	2,000,000.00	2,000,000.00	
03101	045100700200	099000000029714	70631	50910899	23030104	Conversion of 30 hand pump boreholes to force lift hand pump borehole in schools (New)	250,000,000.00	10,634,900.00	
03101	045100700200	099000000029713	70631	50910899	23030104	Chemical treatment of contaminated water sources resulting from analysis of 200 water facilities providedinth 9 LGA across the state	2,500,000.00	2,500,000.00	
03101	045100700200	099000000029716	70631	50910899	23030104	Purchase of Laboratory reagents for water quality Analysis of 200 Nos water facilities	3,500,000.00	3,500,000.00	

30-2-2020



# CROSS RIVER STATE CHART OF ACCOUNT 2020

## REGIONAL

### 045100700200 RUWASTA RUWASTA

<u>Fund</u>	<u>Administrative</u>	<u>Programme</u>	<u>Funcic</u>	<u>Geo</u>	<u>Economic</u>	<u>Description</u>	<u>Approved Budget 2020</u>	<u>Approved Provision 2019</u>	<u>Actual Rev./Exp.</u> <u>Jan -Aug 2019</u>
<b>SUMMARY</b>									
						<b>Recurrent Revenue</b>	10,000,000.00	10,000,000.00	0.00
						<b>Capital Receipts</b>			0.00
						<b>TOTAL</b>	<b>10,000,000.00</b>	<b>10,000,000.00</b>	<b>0.00</b>
						<b>Personnel Cost</b>	629,435,625.32	28,463,529.62	0.00
						<b>Overhead Cost</b>	10,667,130.00	8,857,290.00	0.00
						<b>Consolidated Revenue Charges</b>	38,400,000.00	0.00	0.00
						<b>SUB-TOTAL</b>	678,502,755.32	37,320,819.62	0.00
						<b>Capital Expenditure</b>	3,483,730,080.00	2,925,164,980.00	
						<b>TOTAL</b>	<b>4,162,232,835.32</b>	<b>2,962,485,799.62</b>	<b>0.00</b>

30-2-2020




**CROSS RIVER STATE CHART OF ACCOUNT 2020**

**REGIONAL**

**045100700300 CGIA CRS GEOGRAPHIC INFORMATION AGENCY**

Fund	Administrative	Programme	Func	Geo	Economic	Description	Approved Budget 2020	Approved Provision 2019	Actual Rev./Exp. Jan -Aug 2019
<b>RECURRENT REVENUE</b>							<b>3,319,606,212.69</b>	<b>3,244,076,212.69</b>	<b>0.00</b>
<b>12020100 LICENCES - GENERAL</b>							<b>2,250,000.00</b>	<b>2,250,000.00</b>	<b>0.00</b>
02101	045100700300	0000000000000000	00000	50910899	12020103	Approval For Allocation For State Lines	2,250,000.00	2,250,000.00	0.00
<b>12020400 FEES - GENERAL</b>							<b>767,299,117.05</b>	<b>767,299,117.05</b>	<b>0.00</b>
02101	045100700300	0000000000000000	00000	50910899	12020448	Development Levies/Development Plan	750,052,494.00	750,052,494.00	0.00
02101	045100700300	0000000000000000	00000	50910899	12020470	Survey Request For Certified True Copies	3,256,800.00	3,256,800.00	0.00
02101	045100700300	0000000000000000	00000	50910899	12020450	Inspection Fees	13,269,823.05	13,269,823.05	0.00
02101	045100700300	0000000000000000	00000	50910899	12020462	Publication Fees_12020462	720,000.00	720,000.00	0.00
<b>12020500 FINES - GENERAL</b>							<b>195,926,638.20</b>	<b>195,926,638.20</b>	<b>0.00</b>
02101	045100700300	0000000000000000	00000	50910899	12020523	Premium Charges	195,596,638.20	195,596,638.20	0.00
02101	045100700300	0000000000000000	00000	50910899	12020522	Power Of Attorney	330,000.00	330,000.00	0.00
<b>12020900 RENT ON LAND AND OTHERS - GENERAL</b>							<b>67,949,981.56</b>	<b>67,949,981.56</b>	<b>0.00</b>
02101	045100700300	0000000000000000	00000	50910899	12020915	Ground Rent	67,949,981.56	67,949,981.56	0.00
<b>12022000 FEES - GENERAL (CONT.)</b>							<b>2,286,180,475.88</b>	<b>2,210,650,475.88</b>	<b>0.00</b>
02101	045100700300	0000000000000000	00000	50910899	12022196	Processing fee for Deed	20,056,768.88	20,056,768.88	0.00
02101	045100700300	0000000000000000	00000	50910899	12022188	Application fee for Subdivision ( Developed Land)	25,000.00	25,000.00	0.00
02101	045100700300	0000000000000000	00000	50910899	12022110	Non-Refundable Application Fee for Issuance of Letter of Consent	2,119,645.00	2,119,645.00	0.00
02101	045100700300	0000000000000000	00000	50910899	12022190	Application fee for Tenancy Agreement	15,000.00	15,000.00	0.00
02101	045100700300	0000000000000000	00000	50910899	12022186	Application fee for Lodgement of court judgement	45,000.00	45,000.00	0.00
02101	045100700300	0000000000000000	00000	50910899	12022197	Processing fee for Exchange of Letter	10,000.00	10,000.00	0.00
02101	045100700300	0000000000000000	00000	50910899	12022335	Processing fee for Lodgement of Court Judgement	40,000.00	40,000.00	0.00
02101	045100700300	0000000000000000	00000	50910899	12022185	Application fee for extension of Time to perfect Document	50,000.00	50,000.00	0.00
02101	045100700300	0000000000000000	00000	50910899	12022204	Processing fee for Revocation of Power Attorney	25,000.00	25,000.00	0.00
02101	045100700300	0000000000000000	00000	50910899	12022207	Processing fee for Supplementary Mortgage	45,000.00	45,000.00	0.00
02101	045100700300	0000000000000000	00000	50910899	12022187	Application fee Merger	150,000.00	150,000.00	0.00
02101	045100700300	0000000000000000	00000	50910899	12022192	Conversion of Titles to C of O	195,000.00	195,000.00	0.00
02101	045100700300	0000000000000000	00000	50910899	12022209	Registration of Quarry Lease	0.00	20,000.00	0.00
02101	045100700300	0000000000000000	00000	50910899	12022211	Registration - Residential ( All Land Instruments except Deed of Release)	500,000.00	500,000.00	0.00
02101	045100700300	0000000000000000	00000	50910899	12022195	Processing fee for Change of Purpose	200,000.00	200,000.00	0.00
02101	045100700300	0000000000000000	00000	50910899	12022242	Application fee for concent for Devolution Order	27,000.00	27,000.00	0.00
02101	045100700300	0000000000000000	00000	50910899	12022199	Processing fee for Extension of Land	15,000.00	15,000.00	0.00
02101	045100700300	0000000000000000	00000	50910899	12022181	Application Fee for Change of Purpose	300,000.00	300,000.00	0.00
02101	045100700300	0000000000000000	00000	50910899	12022182	Application Fee for Exchange of Letter	30,000.00	30,000.00	0.00
02101	045100700300	0000000000000000	00000	50910899	12022208	Processing fee for Tenancy Agreement	15,000.00	15,000.00	0.00
02101	045100700300	0000000000000000	00000	50910899	12022205	Processing fee for Subdivision	30,000.00	30,000.00	0.00
02101	045100700300	0000000000000000	00000	50910899	12022212	Registration - Commercial ( All Land Instruments except Deed of Release)	435,000.00	435,000.00	0.00






# CROSS RIVER STATE CHART OF ACCOUNT 2020

## REGIONAL

### 045100700300 CGIA CRS GEOGRAPHIC INFORMATION AGENCY

Fund	Administrative	Programme	Func	Geo	Economic	Description	Approved Budget 2020	Approved Provision 2019	Actual Rev./Exp. Jan -Aug 2019
02101	045100700300	0000000000000000	00000	50910899	12022183	Application fee for Extension of Land	12,000.00	12,000.00	0.00
02101	045100700300	0000000000000000	00000	50910899	12022193	Perfection of Extra Copies of Deeds	75,000.00	75,000.00	0.00
02101	045100700300	0000000000000000	00000	50910899	12022191	C - of O Processing fee	205,043,790.00	129,493,790.00	0.00
02101	045100700300	0000000000000000	00000	50910899	12022270	Infrastructure Facilities Charges	2,056,721,272.00	2,056,721,272.00	0.00
<b>CAPITAL RECIEPTS</b>							<b>27,231,164.19</b>	<b>27,231,164.19</b>	<b>0.00</b>
<b>14020200 OTHER CAPITAL RECEIPTS_14020200</b>							<b>27,231,164.19</b>	<b>27,231,164.19</b>	<b>0.00</b>
02101	045100700300	0000000000000000	00000	50910899	14020308	Proceeds from Allocation of Government Lands	27,231,164.19	27,231,164.19	0.00
<b>PERSONNEL COST</b>							<b>48,119,613.00</b>	<b>1,144,919,005.24</b>	<b>0.00</b>
<b>21010100 SALARIES AND WAGES</b>							<b>24,978,309.12</b>	<b>32,725,182.84</b>	<b>0.00</b>
02101	045100700300	0000000000000000	00000	50910899	21010101	Salary	24,978,309.12	32,725,182.84	0.00
<b>21020100 ALLOWANCES</b>							<b>23,141,303.88</b>	<b>1,112,193,822.40</b>	<b>0.00</b>
02101	045100700300	0000000000000000	00000	50910899	21020136	Non Pay Roll Allowance	2,761,930.44	7,692,176.28	0.00
02101	045100700300	0000000000000000	00000	50910899	21020107	Utility	311,880.24	173,971.20	0.00
02101	045100700300	0000000000000000	00000	50910899	21020109	Entertainment	192,786.00	0.00	0.00
02101	045100700300	0000000000000000	00000	50910899	21020174	Vehicle Allowance	481,965.60	0.00	0.00
02101	045100700300	0000000000000000	00000	50910899	21020171	Wardrobe Allowance	192,786.00	0.00	0.00
02101	045100700300	0000000000000000	00000	50910899	21020163	Security Allowance	963,930.00	0.00	0.00
02101	045100700300	0000000000000000	00000	50910899	21020146	Medical And Security	385,572.00	0.00	0.00
02101	045100700300	0000000000000000	00000	50910899	21020144	Research Allowance	385,572.00	0.00	0.00
02101	045100700300	0000000000000000	00000	50910899	21020108	Domestic Servant	385,572.00	0.00	0.00
02101	045100700300	0000000000000000	00000	50910899	21020115	Hazard Allowance	481,965.60	0.00	0.00
02101	045100700300	0000000000000000	00000	50910899	21020103	Leave Grant	2,497,830.84	1,086,429,150.00	0.00
02101	045100700300	0000000000000000	00000	50910899	21020104	Meal Subsidy_21020104	457,868.28	382,739.04	0.00
02101	045100700300	0000000000000000	00000	50910899	21020105	Rent	13,065,382.32	16,680,721.36	0.00
02101	045100700300	0000000000000000	00000	50910899	21020106	Transport	576,262.56	835,064.52	0.00
<b>OVERHEAD COST</b>							<b>87,275,838.57</b>	<b>71,939,691.17</b>	<b>0.00</b>
<b>22020100 TRAVEL AND TRANSPORT - GENERAL</b>							<b>2,000,000.00</b>	<b>2,000,000.00</b>	<b>0.00</b>
02101	045100700300	0000000000000000	00000	50910899	22020101	Local Travel and Transport	2,000,000.00	2,000,000.00	0.00
<b>22020200 UTILITIES - GENERAL</b>							<b>2,280,000.00</b>	<b>2,280,000.00</b>	<b>0.00</b>
02101	045100700300	0000000000000000	00000	50910899	22020211	Other Utility	2,280,000.00	2,280,000.00	0.00
<b>22020300 MATERIALS AND SUPPLIES - GENERAL</b>							<b>8,771,850.00</b>	<b>8,419,350.00</b>	<b>0.00</b>
02101	045100700300	0000000000000000	00000	50910899	22020316	Computer Materials And Supplies_22020316	4,871,600.00	4,871,600.00	0.00
02101	045100700300	0000000000000000	00000	50910899	22020315	Office Material And Supplies	185,100.00	332,600.00	0.00
02101	045100700300	0000000000000000	00000	50910899	22020314	Other Material and Supplies	3,715,150.00	3,215,150.00	0.00
<b>22020400 MAINTENANCE SERVICES - GENERAL</b>							<b>43,829,169.63</b>	<b>35,668,847.23</b>	<b>0.00</b>
02101	045100700300	0000000000000000	00000	50910899	22020417	Maintenance Of Office Building	2,144,000.00	1,934,000.00	0.00
02101	045100700300	0000000000000000	00000	50910899	22020402	Maintenance Of Office Furniture	146,500.00	146,500.00	0.00
02101	045100700300	0000000000000000	00000	50910899	22020405	Maintenance Of Plants/Generators	9,462,500.00	8,962,500.00	0.00
02101	045100700300	0000000000000000	00000	50910899	22020404	Maintenance Of Office / It Equipments	19,470,374.63	12,322,352.23	0.00





# CROSS RIVER STATE CHART OF ACCOUNT 2020

## REGIONAL

### 045100700300 CGIA CRS GEOGRAPHIC INFORMATION AGENCY

Fund	Administrative	Programme	Func	Geo	Economic	Description	Approved Budget 2020	Approved Provision 2019	Actual Rev./Exp. Jan -Aug 2019
02101	045100700300	0000000000000000	00000	50910899	22020415	Maintenance Of Office Equipments	4,058,345.00	3,758,345.00	0.00
02101	045100700300	0000000000000000	00000	50910899	22020401	Maintenance Of Motor Vehicle/Transport Equipment	8,547,450.00	8,545,150.00	0.00
<b>22020500 TRAINING - GENERAL</b>							<b>20,807,510.00</b>	<b>12,962,185.00</b>	<b>0.00</b>
02101	045100700300	0000000000000000	00000	50910899	22020505	Workshops, Conference And Seminar	13,106,500.00	6,278,375.00	0.00
02101	045100700300	0000000000000000	00000	50910899	22020507	HR Training and Development	7,701,010.00	6,683,810.00	0.00
<b>22020900 FINANCIAL CHARGES - GENERAL</b>							<b>1,612,108.94</b>	<b>2,634,108.94</b>	<b>0.00</b>
02101	045100700300	0000000000000000	00000	50910899	22020901	Bank Charges (Other Than Interest)	1,612,108.94	2,634,108.94	0.00
<b>22021000 MISCELLANEOUS EXPENSES GENERAL</b>							<b>7,975,200.00</b>	<b>7,975,200.00</b>	<b>0.00</b>
02101	045100700300	0000000000000000	00000	50910899	22021003	Publicity and Advertisements	7,275,200.00	7,275,200.00	0.00
02101	045100700300	0000000000000000	00000	50910899	22021057	Entertainment at Meetings	700,000.00	700,000.00	0.00
<b>CONSOLIDATED REVENUE CHARGES</b>							<b>50,784,224.16</b>	<b>58,818,240.00</b>	<b>0.00</b>
02101	045100700300	0000000000000000	00000	50910899	21010103	Consolidated Revenue Fund Charge- Salaries	50,784,224.16	58,818,240.00	0.00
<b>CAPITAL EXPENDITURE</b>							<b>605,090,000.00</b>	<b>662,245,473.48</b>	
03101	045100700300	099000000026413	70133	50910899	23010119	Purchase of Inverter	4,000,000.00	3,000,000.00	
03101	045100700300	099000000026406	70133	50910899	23010114	Purchase of one wide Foramt Printer -Multifunctional DEVICE (MFD)	6,000,000.00	6,450,050.00	
03101	045100700300	099000000026404	70133	50910899	23010133	LIDAR Aerial photography-Imageries for the State-Tegbridge Ltd	250,000,000.00	329,407,557.17	
03101	045100700300	099000000026412	70133	50910899	23010119	High Grade Hand Held GPS	2,000,000.00	500,000.00	
03101	045100700300	099000000026411	70133	50910899	23030126	ICT Infrastructure and Consumable	60,000,000.00	39,515,366.31	
03101	045100700300	099000000026410	70133	50910899	23010139	Purchase of Office of Equipment	6,000,000.00	7,500,000.00	
03101	045100700300	099000000026409	70611	50910899	23010102	House Rent for Consultants Resident	1,990,000.00	1,990,000.00	
03101	045100700300	099000000026408	70611	50910899	23010102	Annual GIS web Server Hosting Fees	90,000,000.00	25,250,000.00	
03101	045100700300	099000000026407	70133	50910899	32010101	System Land Titling and Registration	50,000,000.00	40,000,000.00	
03101	045100700300	099000000026405	70133	50910899	23010139	Purchase of Eight (8) Units of Television Sets @ N60,000 and Installation at N20,000	500,000.00	640,000.00	
03101	045100700300	099000000026403	70133	50910899	23030124	Replacement of Sixteen 16 Inverter batteries @N60,000	1,500,000.00	2,160,000.00	
03101	045100700300	099000000026418	70331	50910899	32010206	Safety Kits and Security	5,000,000.00	2,000,000.00	
03101	045100700300	099000000026414	70133	50910899	23010105	Purchase of Seven (7) Operational Vehicles for Official use		105,000,000.00	
03101	045100700300	099000000026415	70133	50910899	23010112	Zonal Help desk Offices (Cental and North)		7,000,000.00	
03101	045100700300	099000000026417	70331	50910899	23010125	Law Library	2,000,000.00	4,000,000.00	
03101	045100700300	099000000026416	70611	50910899	32010104	Automation of subsequence registration and C of O/Optimization of CRGIA Web portal	120,000,000.00	81,250,000.00	
03101	045100700300	099000000026401	70133	50910899	23050102	Support and Maintainance Agreement for land Registry Systems Software-Messrs ILS/Tegbridge(on prevailing exchange rate)	5,000,000.00	5,482,500.00	
03101	045100700300	099000000026402	70133	50910899	23020125	Building of Generator House	1,100,000.00	1,100,000.00	

30-2-2020



**CROSS RIVER STATE CHART OF ACCOUNT 2020**  
**REGIONAL**  
**045100700300 CGIA CRS GEOGRAPHIC INFORMATION AGENCY**

<u>Fund</u>	<u>Administrative</u>	<u>Programme</u>	<u>Func</u>	<u>Geo</u>	<u>Economic</u>	<u>Description</u>	<u>Approved Budget 2020</u>	<u>Approved Provision 2019</u>	<u>Actual Rev./Exp.</u> <u>Jan -Aug 2019</u>
<b>SUMMARY</b>									
						<b>Recurrent Revenue</b>	3,319,606,212.69	3,244,076,212.69	0.00
						<b>Capital Receipts</b>	27,231,164.19	27,231,164.19	0.00
						<b>TOTAL</b>	<b>3,346,837,376.88</b>	<b>3,271,307,376.88</b>	<b>0.00</b>
						<b>Personnel Cost</b>	48,119,613.00	1,144,919,005.24	0.00
						<b>Overhead Cost</b>	87,275,838.57	71,939,691.17	0.00
						<b>Consolidated Revenue Charges</b>	50,784,224.16	58,818,240.00	0.00
						SUB-TOTAL	186,179,675.73	1,275,676,936.41	0.00
						<b>Capital Expenditure</b>	605,090,000.00	662,245,473.48	
						<b>TOTAL</b>	<b>791,269,675.73</b>	<b>1,937,922,409.89</b>	<b>0.00</b>

30-20-15  
 CERTIFIED TRUE COPY




# CROSS RIVER STATE CHART OF ACCOUNT 2020

## REGIONAL

### 045100700400 MOENV MINISTRY OF ENVIRONMENT

Fund	Administrative	Programme	Func	Geo	Economic	Description	Approved Budget 2020	Approved Provision 2019	Actual Rev./Exp. Jan -Aug 2019
<b>RECURRENT REVENUE</b>							<b>40,866,000.00</b>	<b>63,000,000.00</b>	<b>210,000.00</b>
<b>12020500 FINES - GENERAL</b>							<b>36,439,200.00</b>	<b>58,573,200.00</b>	<b>210,000.00</b>
02101	045100700400	0000000000000000	00000	50910899	12020529	Quarry Pollution Fee_12020529	3,320,100.00	3,320,100.00	40,000.00
02101	045100700400	0000000000000000	00000	50910899	12020503	Dislodging Of Effluent/Pollution Fine	11,067,000.00	11,067,000.00	0.00
02101	045100700400	0000000000000000	00000	50910899	12020501	Fines/Penalties	9,325,050.00	9,325,050.00	0.00
02101	045100700400	0000000000000000	00000	50910899	12020527	Fees For Registration Of Fumigation_12020527	1,106,700.00	1,106,700.00	70,000.00
02101	045100700400	0000000000000000	00000	50910899	12020530	Registration Of Eia	1,383,375.00	1,383,375.00	0.00
02101	045100700400	0000000000000000	00000	50910899	12020531	Mast Fee_12020531	0.00	22,134,000.00	0.00
02101	045100700400	0000000000000000	00000	50910899	12020528	Emmissions Control	3,320,100.00	3,320,100.00	100,000.00
02101	045100700400	0000000000000000	00000	50910899	12020543	Environmental Degradation from Quarry Activities	6,916,875.00	6,916,875.00	0.00
<b>12022000 FEES - GENERAL (CONT.)</b>							<b>4,426,800.00</b>	<b>4,426,800.00</b>	<b>0.00</b>
02101	045100700400	0000000000000000	00000	50910899	12022175	Registration of Environmental Contractors	2,766,750.00	2,766,750.00	0.00
02101	045100700400	0000000000000000	00000	50910899	12022156	Annual Registration of Consultants	1,660,050.00	1,660,050.00	0.00
<b>PERSONNEL COST</b>							<b>124,401,408.13</b>	<b>125,996,500.33</b>	<b>54,250,983.51</b>
<b>21010100 SALARIES AND WAGES</b>							<b>94,780,660.90</b>	<b>92,508,997.72</b>	<b>41,506,746.95</b>
02101	045100700400	0000000000000000	00000	50910899	21010101	Salary	94,780,660.90	92,508,997.72	41,506,746.95
<b>21020100 ALLOWANCES</b>							<b>29,620,747.23</b>	<b>33,487,502.61</b>	<b>12,744,236.56</b>
02101	045100700400	0000000000000000	00000	50910899	21020105	Rent	10,556,141.79	12,160,626.24	4,393,566.37
02101	045100700400	0000000000000000	00000	50910899	21020147	Shift Allowance	2,154,758.70	2,072,288.40	1,198,638.60
02101	045100700400	0000000000000000	00000	50910899	21020121	Call Duty Allowance	2,354,928.00	0.00	0.00
02101	045100700400	0000000000000000	00000	50910899	21020119	Uniform Allowance_21020119	71,870.04	47,584.92	0.00
02101	045100700400	0000000000000000	00000	50910899	21020115	Hazard Allowance	2,002,187.48	1,988,361.84	760,000.00
02101	045100700400	0000000000000000	00000	50910899	21020109	Entertainment	57,000.00	148,200.00	28,500.00
02101	045100700400	0000000000000000	00000	50910899	21020108	Domestic Servant	2,943,116.40	6,180,545.16	1,324,402.38
02101	045100700400	0000000000000000	00000	50910899	21020107	Utility	393,110.40	494,105.40	159,075.45
02101	045100700400	0000000000000000	00000	50910899	21020151	Shifting	3,445,854.52	3,183,735.96	2,569,927.70
02101	045100700400	0000000000000000	00000	50910899	21020104	Meal Subsidy_21020104	655,233.40	820,432.20	265,149.75
02101	045100700400	0000000000000000	00000	50910899	21020103	Leave Grant	2,124,870.26	2,741,093.61	878,713.41
02101	045100700400	0000000000000000	00000	50910899	21020106	Transport	2,861,676.24	3,650,528.88	1,166,262.90
<b>OVERHEAD COST</b>							<b>12,000,000.00</b>	<b>16,038,105.92</b>	<b>0.00</b>
<b>22020100 TRAVEL AND TRANSPORT - GENERAL</b>							<b>2,700,652.60</b>	<b>2,473,057.78</b>	<b>0.00</b>
02101	045100700400	0000000000000000	00000	50910899	22020102	Local Travel and Transport	2,700,652.60	2,473,057.78	0.00
<b>22020200 UTILITIES - GENERAL</b>							<b>48,529.06</b>	<b>48,529.06</b>	<b>0.00</b>
02101	045100700400	0000000000000000	00000	50910899	22020212	Mails, Courier, Diplomatic Mail	48,529.06	48,529.06	0.00
<b>22020300 MATERIALS AND SUPPLIES - GENERAL</b>							<b>886,458.19</b>	<b>886,458.19</b>	<b>0.00</b>
02101	045100700400	0000000000000000	00000	50910899	22020315	Office Material And Supplies	557,491.59	557,491.59	0.00
02101	045100700400	0000000000000000	00000	50910899	22020302	Books_22020302	328,966.60	328,966.60	0.00
<b>22020400 MAINTENANCE SERVICES - GENERAL</b>							<b>3,208,921.60</b>	<b>3,208,921.60</b>	<b>0.00</b>
02101	045100700400	0000000000000000	00000	50910899	22020415	Maintenance Of Office Equipments	85,814.44	85,814.44	0.00







# CROSS RIVER STATE CHART OF ACCOUNT 2020

## REGIONAL

### 045100700400 MOENV MINISTRY OF ENVIRONMENT

Fund	Administrative	Programme	Functic	Geo	Economic	Description	Approved Budget 2020	Approved Provision 2019	Actual Rev./Exp. Jan -Aug 2019
02101	045100700400	0000000000000000	00000	50910899	22020402	Maintenance Of Office Furniture	97,007.63	97,007.63	0.00
02101	045100700400	0000000000000000	00000	50910899	22020405	Maintenance Of Plants/Generators	634,280.63	634,280.63	0.00
02101	045100700400	0000000000000000	00000	50910899	22020414	Maintenance Of Computer And It Equipments	202,987.89	202,987.89	0.00
02101	045100700400	0000000000000000	00000	50910899	22020401	Maintenance Of Motor Vehicle/Transport Equipment	1,786,746.81	1,786,746.81	0.00
02101	045100700400	0000000000000000	00000	50910899	22020404	Maintenance Of Office / It Equipments	402,084.20	402,084.20	0.00
					<b>22020600</b>	<b>OTHER SERVICES - GENERAL</b>	<b>2,325,367.70</b>	<b>2,991,068.44</b>	<b>0.00</b>
02101	045100700400	0000000000000000	00000	50910899	22020639	Press And Public Relation/ Advertisement	2,325,367.70	2,991,068.44	0.00
					<b>22020700</b>	<b>CONSULTING AND PROFESSIONAL SERVICES - GEN</b>	<b>792,000.00</b>	<b>4,392,000.00</b>	<b>0.00</b>
02101	045100700400	0000000000000000	00000	50910899	22020719	Due Process Expense	500,000.00	500,000.00	0.00
02101	045100700400	0000000000000000	00000	50910899	22020715	Other Professional Services	292,000.00	3,892,000.00	0.00
					<b>22020900</b>	<b>FINANCIAL CHARGES - GENERAL</b>	<b>1,400,940.00</b>	<b>1,400,940.00</b>	<b>0.00</b>
02101	045100700400	0000000000000000	00000	50910899	22020901	Bank Charges (Other Than Interest)	1,400,940.00	1,400,940.00	0.00
					<b>22021000</b>	<b>MISCELLANEOUS EXPENSES GENERAL</b>	<b>637,130.85</b>	<b>637,130.85</b>	<b>0.00</b>
02101	045100700400	0000000000000000	00000	50910899	22021057	Entertainment at Meetings	560,857.33	560,857.33	0.00
02101	045100700400	0000000000000000	00000	50910899	22021006	Postages and Courier Services	76,273.52	76,273.52	0.00
						<b>CONSOLIDATED REVENUE CHARGES</b>	<b>17,095,742.16</b>	<b>17,684,736.98</b>	<b>2,388,424.20</b>
02101	045100700400	0000000000000000	00000	50910899	21010103	Consolidated Revenue Fund Charge- Salaries	17,095,742.16	17,684,736.98	2,388,424.20
						<b>CAPITAL EXPENDITURE</b>	<b>8,170,758,387.00</b>	<b>7,375,745,825.00</b>	
03101	045100700400	000250000050203	70531	50910899	32010209	Procurement of Sewage Evacuation Trucks	1,000,000,000.00	100,000,000.00	
03101	045100700400	000250000050800	70501	50910899	23040106	ACHIEVE 100% PUBLIC PRIVATE PARTICIPATION IN WASTE COLLECTION			
03101	045100700400	000250000030305	70461	50910899	23040140	EIAs of Major Government Project	300,000,000.00	300,000,000.00	
03101	045100700400	000250000030300	70461	50910899	23040140	MAKE CRS A REFERENCE POINT IN ENVIROMENTAL STANDARD PRACTICES IN NIGERIA WITH A VIEW OF PROMOTING HEALTH AND SOCIOECONOMIC BENEFIT TO ALL			
03101	045100700400	000250000030810	70501	50910899	32010101	Development of new Landfill (Awi)	300,000,000.00	400,000,000.00	
03101	045100700400	000250000050719	70511	50910899	23040102	Desilting /Maintainance and Extension of Channel 1 to Great Que River	100,000,000.00	100,000,000.00	
03101	045100700400	000250000030800	70501	50910899	32010101	CARRYOUT SENSITIZATION TO ENHANCE HEALTH THROUGH A CLEAN AND GREEN ENVIROMENT			
03101	045100700400	000250000030709	70112	50910899	23050109	Existing Commitment to Contractors	500,000,000.00	100,000,000.00	
03101	045100700400	000250000040104	70501	50910899	23040102	Natural Degradation/Erosion/Landslide Control	20,000,000.00	23,000,000.00	
03101	045100700400	000250000050205	70443	50910899	23020101	Waste Management Centre Development (Construction)	300,000,000.00	100,000,000.00	
03101	045100700400	000250000040106	70541	50910899	23040102	Obudu Ranch RD. Erosion Obalinku	50,000,000.00	60,000,000.00	
03101	045100700400	000250000050700	70511	50910899	23040102	TO REPLACE ALL THE MULTIPLE CELLED CULVERT WITH CONCRETE SHORT-SPAN BRIDGES FOR IMPROVEMENT OF FLOW OF STORM WATER IN CHANNEL 1			
03101	045100700400	000250000050618	70501	50910899	23050106	Environment Public Enlightenment Campaign	3,000,000.00	3,000,000.00	
03101	045100700400	000250000020200	70561	50910899	23040104	BEAUTIFY CALABAR AND CLEAN DRAINS FOR CHRISTMAS ACTIVITIES			







# CROSS RIVER STATE CHART OF ACCOUNT 2020

## REGIONAL

### 045100700400 MOENV MINISTRY OF ENVIRONMENT

Fund	Administrative	Programme	Functic	Geo	Economic	Description	Approved Budget 2020	Approved Provision 2019	Actual Rev./Exp. Jan -Aug 2019
03101	045100700400	000250000020101	70561	50910899	23040102	Marina Erosion Control Work Calabar	23,000,000.00	30,000,000.00	
03101	045100700400	000250000020100	70561	50910899	23040102	TO REPLACE ALL THE MULTIPLE CELLED CULVERT WITH CONCRETE SHORT-SPAN BRIDGES FOR IMPROVEMENT OF FLOW OF STORM WATER IN CHANNEL 1			
03101	045100700400	000250000020000	70561	50910899	23040102	DRAINAGE CONSTRUCTION			
03101	045100700400	000250000010303	70561	50910899	23020101	Renovation /Furnishing of Ministry	22,348,328.00	22,348,328.00	
03101	045100700400	000250000010000	70561	50910899	32010209	BIOTECHNICAL INTERVENTION			
03101	045100700400	000250000040102	70501	50910899	23040102	Rehabilitation of Constructed Flood/Erosion Sites	50,000,000.00	50,000,000.00	
03101	045100700400	000250000030900	70501	50910899	23050117	TO REPLACE ALL CULVERT WITH CONCRETE BRIDGES AND REMEDIATE THE GREEN VERGES			
03101	045100700400	000250000000000	70561	50910899	32010209	SUSTAINABLE ENVIROMENTAL DEVELOPMENT			
03101	045100700400	000250000040000	70501	50910899	23040105	NATURAL HAZARD AND DEGRADATION (EROSION/LANDSLIDE CONTROL)			
03101	045100700400	000250000031013	70501	50910899	23050117	Review of Environment Law	2,000,000.00	2,000,000.00	
03101	045100700400	000250000031000	70501	50910899	23050117	ATTAINMENT OF A SUSTAINABLE ENVIRONMENT THROUGH POLICY AND PUBLIC PARTICIPATION			
03101	045100700400	000250000030912	70501	50910899	23050117	Maintenance of Obudu Cattle Ranch & Staff lodge (Green/Desilting )	50,000,000.00	50,000,000.00	
03101	045100700400	000250000030500	70112	50910899	23040104	MONITOR AND ABATE POLLUTION (WATER, AIR AND SOIL)			
03101	045100700400	000250000050600	70501	50910899	23050106	PROVIDE ENLIGHTENMENT AND SUPPORT FOR 900 COMMUNITIES			
03101	045100700400	000250000030507	70112	50910899	23040104	Installation of 2 Pollution Control Stations	45,000,000.00	45,000,000.00	
03101	045100700400	000250000030600	70521	50910899	23050101	ESTABLISHMENT OF WASTE DATA BANK FOR EFFECTIVE AND EFFICIENT WASTE MANAGEMENT			
03101	045100700400	000250000040103	70501	50910899	23040102	Okon Esuk Guul, Ikot Ansa	20,000,000.00	23,000,000.00	
03101	045100700400	000250000010101	70561	50910899	32010209	Replacement of the Double cell culvert with short span bridges along channel one Calabar	30,000,000.00	50,000,000.00	
03101	045100700400	000250000010100	70561	50910899	32010209	TO REPLACE ALL THE MULTIPLE CELLED CULVERT WITH CONCRETE SHORT-SPAN BRIDGES FOR IMPROVEMENT OF FLOW OF STORM WATER IN CHANNEL 1			
03101	045100700400	000250000030203	70561	50910899	32010923	Environmental Laboratory	30,000,000.00	50,000,000.00	
03101	045100700400	000250000040105	70501	50910899	23050103	State Environment Standard (SESOT)	3,000,000.00	3,000,000.00	
03101	045100700400	990000000030325	70511	50910899	23010141	Waste-to-Wealth	1,000,000,000.00		
03101	045100700400	000250000030700	70112	50910899	23050109	REDUCE LIABILITIES/COMMITMENT OF GOVERNMENT TO AVOID LITIGATION			
03101	045100700400	000250000010300	70561	50910899	23020101	CONDUCT WORKING ENVIRONMENT TO INCREASE PRODUCTIVITY			
03101	045100700400	000250000050820	70501	50910899	23040106	Environment Social Responsibility	80,000,000.00	80,000,000.00	
03101	045100700400	000250000020300	70561	50910899	23040102	SET UP MONITORING CONTROL TEAM TO MONITOR /INSPECT ALL ENVIRONMENTAL ACTIVITIES IN THE STATE			

30-2-2020



# CROSS RIVER STATE CHART OF ACCOUNT 2020

## REGIONAL

### 045100700400 MOENV MINISTRY OF ENVIRONMENT

Fund	Administrative	Programme	Func	Geo	Economic	Description	Approved Budget 2020	Approved Provision 2019	Actual Rev./Exp. Jan -Aug 2019
03101	045100700400	000250000040109	70501	50910899	23040102	Intervention of Jehovah Witness Erosion Site Akia Effa	32,000,000.00	50,000,000.00	
03101	045100700400	000250000040101	70501	50910899	23040105	Desiltation of Major Channels in Calabar Metropolis	200,000,000.00	200,000,000.00	
03101	045100700400	000250000040100	70501	50910899	23040105	TO ACHIEVE CONTROL OF ENVIRONMENTAL POLLUTION AND DEGRADATION			
03101	045100700400	000250000030608	70521	50910899	23050101	Comprehensive Studies on Waste characteristics in Municipality	5,000,000.00	5,000,000.00	
03101	045100700400	000250000070101	70551	50910899	23040106	Green Space Development & Biotechnical intervention	5,000,000.00	5,000,000.00	
03101	045100700400	000250000050210	70551	50910899	23040106	Climate Change Vulnerability Assessment /Study of the State	20,000,000.00	20,000,000.00	
03101	045100700400	000250000050211	70521	50910899	23040104	Rural Sanitation Programme	100,000,000.00	500,000,000.00	
03101	045100700400	000250000050212	70501	50910899	23040106	World Environment Day	3,000,000.00	5,000,000.00	
03101	045100700400	990000000030550	70521	50910899	32020121	design and construction of sewage treatment plant	900,000,000.00	1,000,000,000.00	
03101	045100700400	000250000020202	70561	50910899	23040104	Xmas Activities and related matters	5,000,000.00	5,000,000.00	
03101	045100700400	000250000050300	70551	50910899	23040106	TO ACHIEVE EFFICIENCY COST EFFECTIVE IN PLANTING OF TREES IN CALABAR METROPOLIS			
03101	045100700400	000250000050213	70501	50910899	23050103	Emission Control Monitoring Programme	5,000,000.00	5,000,000.00	
03101	045100700400	000250000050214	70511	50910899	23010107	Procurement Waste Management/Refuse Trucks-Skips	1,000,000,000.00	100,000,000.00	
03101	045100700400	000250000040107	70501	50910899	23040102	Dekka Hostel road Gully Akai Effa	20,000,000.00	30,000,000.00	
03101	045100700400	000250000050315	70551	50910899	23040106	City Capping and Development of Urban Forestry	80,000,000.00	80,000,000.00	
03101	045100700400	000250000070100	70551	50910899	23040106	TO ATTAIN 100% STATUS OF A CLEAN, SAFE AND SUSTAINABLE ENVIRONMENT			
03101	045100700400	000250000050517	70712	50910899	23040101	Medical, Aromatic and Pesticide Plant (MPPS) UNIDO	5,000,000.00	5,000,000.00	
03101	045100700400	000250000010202	70561	50910899	23040102	Procurement of Ecology and Biodiversity Conservation Consultant	13,993,005.00	12,952,550.00	
03101	045100700400	000250000050500	70712	50910899	23040101	IDENTIFY INDIGENOUS MEDICAL, AROMATIC AND PESTICIDAL PLANTS FOR CONS AND ENSURE FREE MOVEMENT OF OCEAN VESSEL TO CALABAR PORT			
03101	045100700400	000250000030104	70561	50910899	23040101	Tree Planting and Beautification			
03101	045100700400	000250000030102	70501	50910899	23040102	Maintenance of Verges/Open spaces: provision of complete Lawn Irrigation Systems	500,000,000.00	488,670,647.00	
03101	045100700400	000250000030101	70561	50910899	23040102	Development and Beautification of Tourist sites in CRS	70,000,000.00	70,000,000.00	
03101	045100700400	000250000030100	70561	50910899	23040102	ACHIEVE 100% GREENING AND BEAUTIFICATION OF ALL OPEN SPACES, PARKS AND VERGES			
03101	045100700400	000250000030000	70561	50910899	23040102	LANDSCAPE TREE PLANTING BEAUTIFICATION			
03101	045100700400	000250000020303	70561	50910899	23040102	Environmental/Development Control Team	6,000,000.00	6,000,000.00	
03101	045100700400	990000000030324	70511	50910899	23010141	Design & Construction of waste management centre			
03101	045100700400	000250000050207	70501	50910899	23040102	Study and Design of Erosion /Food Control (JEET)	50,000,000.00	10,000,000.00	
03101	045100700400	000250000040108	70501	50910899	23040102	Iso Ekpo/Ikot Ansa Bus-Stop Gully	20,000,000.00	20,000,000.00	
03101	045100700400	000250000030811	70501	50910899	23050101	Effluent Waste Characteristic Studies (Bio Technology Base Sewage Treatment Studies Design)	15,242,754.00	23,000,000.00	
03101	045100700400	000250000040110	70551	50910899	23050105	Procurement of Flood and Erosion Consultant	20,000,000.00	20,000,000.00	
03101	045100700400	000250000050000	70551	50910899	23050103	CLIMATE CHANGE PROGRAM			

30-2-2020



# CROSS RIVER STATE CHART OF ACCOUNT 2020

## REGIONAL

### 045100700400 MOENV MINISTRY OF ENVIRONMENT

Fund	Administrative	Programme	Functic	Geo	Economic	Description	Approved Budget 2020	Approved Provision 2019	Actual Rev./Exp. Jan -Aug 2019
03101	045100700400	000250000050100	70551	50910899	23050103	TO ACHIEVE EFFICIENCY COST EFFECTIVE IN POLLUTION MONITORING IN KEEPING WITH INTERNATIONAL BEST PRACTICES			
03101	045100700400	000250000060000	70611	50910899	23020105	REHABILITATION OF CONSTRUCTION FLOOD /EROSION SITE			
03101	045100700400	000250000060100	70611	50910899	23020105	ACHIEVE 60% LEVEL OF CHANNELIZATION, CLEAN DRAINS AND RECLAMATION OF ALL DEGRADED AREAS			
03101	045100700400	000250000050101	70551	50910899	23050103	Environment Pollution Monitoring Equipment	5,174,300.00	5,174,300.00	
03101	045100700400	000250000050200	70531	50910899	32010209	TO ACHIEVE EFFICIENCY COST EFFECTIVE IN POLLUTION MONITORING IN KEEPING WITH INTERNATIONAL BEST PRACTICES			
03101	045100700400	000250000050209	70511	50910899	23010141	Procurement of waste Bins and other related Equipment	500,000,000.00	550,000,000.00	
03101	045100700400	000250000050206	70501	50910899	23050103	Environment Quality Monitoring and Assessment of mining Industrial sites /PPE	10,000,000.00	10,000,000.00	
03101	045100700400	000250000050400	70501	50910899	32030111	AWARENESS CREATION OF STAKEHOLDERS/ INVESTORS ON ENVIRONMENT ACTIVITIES IN THE STATE			
03101	045100700400	000250000050208	70511	50910899	23040102	Inventorization of Flood and Erosion Sites	3,000,000.00	3,000,000.00	
03101	045100700400	000250000050204	70511	50910899	23050109	Waste Management Fund	600,000,000.00	2,500,000,000.00	
03101	045100700400	000250000030406	70561	50910899	23050111	Development of Environmental Policy	10,000,000.00	15,600,000.00	
03101	045100700400	000250000030400	70561	50910899	23050111	ATTAINMENT OF A SUSTAINABLE ENVIRONMENT THROUGH POLICY AND PUBLIC PARTICIPATION			
03101	045100700400	000250000060101	70611	50910899	23020105	Federal Housing to Beebobsco ju Channel Calabar	23,000,000.00	23,000,000.00	
03101	045100700400	000250000070000	70551	50910899	23040106	ECOLOGY & BIODIVERSITY CONSERVATION			
03101	045100700400	000250000050102	70511	50910899	23040106	Integrated Watershed Management	6,000,000.00	7,000,000.00	
03101	045100700400	000250000050416	70501	50910899	32030111	Hosting of 13th National Council of Environment	10,000,000.00	10,000,000.00	
03101	045100700400	000250000010200	70561	50910899	23040102	PROVIDE RELEVANT SKILLS RESOURCE EXPERT TO CONDUCT STUDIES AND POSSIBLE ECOLOGICAL DESIGNS			
03101	045100700400	000250000030200	70561	50910899	32010923	REACTIVATION UPGRADING OF ENVIRONMENTAL LABORATORY FACILITY AT MARY SLESSOR AVENUE TO A WORLD BANK STANDARD STATE OF THE ART LABORATORY			

30-2-2020



**CROSS RIVER STATE CHART OF ACCOUNT 2020**  
**REGIONAL**  
**045100700400 MOENV MINISTRY OF ENVIRONMENT**

<u>Fund</u>	<u>Administrative</u>	<u>Programme</u>	<u>Functic</u>	<u>Geo</u>	<u>Economic</u>	<u>Description</u>	<u>Approved Budget 2020</u>	<u>Approved Provision 2019</u>	<u>Actual Rev./Exp.</u> <u>Jan -Aug 2019</u>
<b>SUMMARY</b>									
						<b>Recurrent Revenue</b>	40,866,000.00	63,000,000.00	210,000.00
						<b>Capital Receipts</b>			0.00
						<b>TOTAL</b>	<b>40,866,000.00</b>	<b>63,000,000.00</b>	<b>210,000.00</b>
						<b>Personnel Cost</b>	124,401,408.13	125,996,500.33	54,250,983.51
						<b>Overhead Cost</b>	12,000,000.00	16,038,105.92	0.00
						<b>Consolidated Revenue Charges</b>	17,095,742.16	17,684,736.98	2,388,424.20
						<b>SUB-TOTAL</b>	153,497,150.29	159,719,343.23	56,639,407.71
						<b>Capital Expenditure</b>	8,170,758,387.00	7,375,745,825.00	
						<b>TOTAL</b>	<b>8,324,255,537.29</b>	<b>7,535,465,168.23</b>	<b>56,639,407.71</b>

30-2-2020  
 CERTIFIED TRUE COPY



**CROSS RIVER STATE CHART OF ACCOUNT 2020**

**REGIONAL**

**045100700500 WMA WASTE MANAGEMENT AGENCY**

Fund	Administrative	Programme	Func	Geo	Economic	Description	Approved Budget 2020	Approved Provision 2019	Actual Rev./Exp. Jan -Aug 2019
<b>RECURRENT REVENUE</b>							<b>16,346,000.00</b>	<b>16,346,000.00</b>	<b>771,000.00</b>
<b>12020500 FINES - GENERAL</b>							<b>16,346,000.00</b>	<b>16,346,000.00</b>	<b>771,000.00</b>
02101	045100700500	0000000000000000	00000	50910899	12020516	Bank/Financial Services	1,500,000.00	1,500,000.00	420,000.00
02101	045100700500	0000000000000000	00000	50910899	12020512	Rent On Waste Management	800,000.00	800,000.00	0.00
02101	045100700500	0000000000000000	00000	50910899	12020518	Private Schools	200,000.00	200,000.00	55,000.00
02101	045100700500	0000000000000000	00000	50910899	12020515	Hotel And Gues House	10,000,000.00	10,000,000.00	69,000.00
02101	045100700500	0000000000000000	00000	50910899	12020517	Fast Food Eateries	702,000.00	702,000.00	36,000.00
02101	045100700500	0000000000000000	00000	50910899	12020513	Hospital Fees/ Health Facilities	1,000,000.00	1,000,000.00	0.00
02101	045100700500	0000000000000000	00000	50910899	12020521	Post Secondary Education	144,000.00	144,000.00	0.00
02101	045100700500	0000000000000000	00000	50910899	12020520	Shops	500,000.00	500,000.00	147,000.00
02101	045100700500	0000000000000000	00000	50910899	12020519	Private Households	1,500,000.00	1,500,000.00	44,000.00
<b>PERSONNEL COST</b>							<b>5,051,920.00</b>	<b>3,200,844.00</b>	<b>1,646,771.00</b>
<b>21010100 SALARIES AND WAGES</b>							<b>2,934,374.00</b>	<b>1,579,808.00</b>	<b>785,904.00</b>
02101	045100700500	0000000000000000	00000	50910899	21010101	Salary	2,934,374.00	1,579,808.00	785,904.00
<b>21020100 ALLOWANCES</b>							<b>2,117,546.00</b>	<b>1,621,036.00</b>	<b>860,867.00</b>
02101	045100700500	0000000000000000	00000	50910899	21020109	Entertainment	22,800.00	11,400.00	7,600.00
02101	045100700500	0000000000000000	00000	50910899	21020162	Sitting Allowance	148,798.00	0.00	0.00
02101	045100700500	0000000000000000	00000	50910899	21020103	Leave Grant	157,180.00	157,180.00	78,590.00
02101	045100700500	0000000000000000	00000	50910899	21020105	Rent	785,904.00	785,904.00	392,952.00
02101	045100700500	0000000000000000	00000	50910899	21020106	Transport	272,976.00	272,976.00	125,114.00
02101	045100700500	0000000000000000	00000	50910899	21020107	Utility	37,224.00	37,224.00	28,435.00
02101	045100700500	0000000000000000	00000	50910899	21020108	Domestic Servant	588,624.00	294,312.00	197,156.00
02101	045100700500	0000000000000000	00000	50910899	21020113	Hard Allowance	42,000.00	0.00	0.00
02101	045100700500	0000000000000000	00000	50910899	21020104	Meal Subsidy_21020104	62,040.00	62,040.00	31,020.00
<b>OVERHEAD COST</b>							<b>324,000,000.00</b>	<b>324,120,000.00</b>	<b>84,000,000.00</b>
<b>22020100 TRAVEL AND TRANSPORT - GENERAL</b>							<b>480,000.00</b>	<b>600,000.00</b>	<b>0.00</b>
02101	045100700500	0000000000000000	00000	50910899	22020102	Local Travel and Transport	480,000.00	600,000.00	0.00
<b>22020200 UTILITIES - GENERAL</b>							<b>60,000.00</b>	<b>60,000.00</b>	<b>0.00</b>
02101	045100700500	0000000000000000	00000	50910899	22020202	Telephone Charges	10,000.00	10,000.00	0.00
02101	045100700500	0000000000000000	00000	50910899	22020212	Mails, Courier, Diplomatic Mail	50,000.00	50,000.00	0.00
<b>22020300 MATERIALS AND SUPPLIES - GENERAL</b>							<b>175,000.00</b>	<b>175,000.00</b>	<b>0.00</b>
02101	045100700500	0000000000000000	00000	50910899	22020305	Printing Of Non Security Documents	40,000.00	40,000.00	0.00
02101	045100700500	0000000000000000	00000	50910899	22020316	Computer Materials And Supplies_22020316	75,000.00	75,000.00	0.00
02101	045100700500	0000000000000000	00000	50910899	22020315	Office Material And Supplies	60,000.00	60,000.00	0.00
<b>22020400 MAINTENANCE SERVICES - GENERAL</b>							<b>475,000.00</b>	<b>475,000.00</b>	<b>0.00</b>
02101	045100700500	0000000000000000	00000	50910899	22020414	Maintenance Of Computer And It Equipments	75,000.00	75,000.00	0.00
02101	045100700500	0000000000000000	00000	50910899	22020415	Maintenance Of Office Equipments	25,000.00	25,000.00	0.00
02101	045100700500	0000000000000000	00000	50910899	22020401	Maintenance Of Motor Vehicle/Transport Equipment	200,000.00	200,000.00	0.00
02101	045100700500	0000000000000000	00000	50910899	22020405	Maintenance Of Plants/Generators	125,000.00	125,000.00	0.00

**CERTIFIED TRUE COPY**



# CROSS RIVER STATE CHART OF ACCOUNT 2020

## REGIONAL

### 045100700500 WMA WASTE MANAGEMENT AGENCY

Fund	Administrative	Programme	Functic	Geo	Economic	Description	Approved Budget 2020	Approved Provision 2019	Actual Rev./Exp. Jan -Aug 2019
02101	045100700500	0000000000000000	00000	50910899	22020402	Maintenance Of Office Furniture	50,000.00	50,000.00	0.00
					<b>22020600</b>	<b>OTHER SERVICES - GENERAL</b>	<b>50,000.00</b>	<b>50,000.00</b>	<b>0.00</b>
02101	045100700500	0000000000000000	00000	50910899	22020639	Press And Public Relation/ Advertisement	50,000.00	50,000.00	0.00
					<b>22021000</b>	<b>MISCELLANEOUS EXPENSES GENERAL</b>	<b>400,000.00</b>	<b>400,000.00</b>	<b>0.00</b>
02101	045100700500	0000000000000000	00000	50910899	22021047	Servicom	50,000.00	50,000.00	0.00
02101	045100700500	0000000000000000	00000	50910899	22021057	Entertainment at Meetings	350,000.00	350,000.00	0.00
					<b>22040100</b>	<b>LOCAL GRANTS AND CONTRIBUTIONS</b>	<b>322,360,000.00</b>	<b>322,360,000.00</b>	<b>84,000,000.00</b>
02101	045100700500	0000000000000000	00000	50910899	22040136	Subvention Ogoja UDA	36,000,000.00	36,000,000.00	18,000,000.00
02101	045100700500	0000000000000000	00000	50910899	22040137	Subvention Obudu UDA	24,000,000.00	24,000,000.00	12,000,000.00
02101	045100700500	0000000000000000	00000	50910899	22040138	Subvention Ugep UDA	72,000,000.00	72,000,000.00	36,000,000.00
02101	045100700500	0000000000000000	00000	50910899	22040125	Subvention	64,360,000.00	64,360,000.00	0.00
02101	045100700500	0000000000000000	00000	50910899	22040135	Subvention Ikom UDA	36,000,000.00	36,000,000.00	18,000,000.00
02101	045100700500	0000000000000000	00000	50910899	22040134	Subvention Calabar UDA	90,000,000.00	90,000,000.00	0.00
						<b>CONSOLIDATED REVENUE CHARGES</b>	<b>9,819,156.00</b>	<b>9,819,156.00</b>	<b>3,250,000.00</b>
02101	045100700500	0000000000000000	00000	50910899	21010103	Consolidated Revenue Fund Charge- Salaries	9,819,156.00	9,819,156.00	3,250,000.00
						<b>CAPITAL EXPENDITURE</b>	<b>2,160,000,000.00</b>	<b>737,500,000.00</b>	
03101	045100700500	099000000026905	70133	50910899	23010112	Office Furniture and Fitting	1,000,000.00	1,000,000.00	
03101	045100700500	099000000026907	70133	50910899	23050109	Operational Funds for waste Evacuation	480,000,000.00		
03101	045100700500	099000000026906	70133	50910899	23010114	Computer and Accessories	1,500,000.00	1,500,000.00	
03101	045100700500	099000000026908	70521	50910899	23010141	Procurement of Waste Bins	480,000,000.00	200,000,000.00	
03101	045100700500	099000000026909	70521	50910899	23010141	Waste Disposal Fund	600,000,000.00	500,000,000.00	
03101	045100700500	099000000026903	70521	50910899	23010141	Desilting and Evacuation of Desilting Materials	100,000,000.00	20,000,000.00	
03101	045100700500	099000000026904	70521	50910899	23010141	Development of an Engineered Landfill	497,500,000.00	15,000,000.00	

#### SUMMARY

<b>Recurrent Revenue</b>	16,346,000.00	16,346,000.00	771,000.00
<b>Capital Receipts</b>			0.00
<b>TOTAL</b>	<b>16,346,000.00</b>	<b>16,346,000.00</b>	<b>771,000.00</b>
<b>Personnel Cost</b>	5,051,920.00	3,200,844.00	1,646,771.00
<b>Overhead Cost</b>	324,000,000.00	324,120,000.00	84,000,000.00
<b>Consolidated Revenue Charges</b>	9,819,156.00	9,819,156.00	3,250,000.00
<b>SUB-TOTAL</b>	<b>338,871,076.00</b>	<b>337,140,000.00</b>	<b>88,896,771.00</b>
<b>Capital Expenditure</b>	2,160,000,000.00	737,500,000.00	
<b>TOTAL</b>	<b>2,498,871,076.00</b>	<b>1,074,640,000.00</b>	<b>88,896,771.00</b>





**CROSS RIVER STATE CHART OF ACCOUNT 2020**

**REGIONAL**

**045100700600 CDCA CRS DEVELOPMENT CONTROL AGENCY**

Fund	Administrative	Programme	Funcitic	Geo	Economic	Description	Approved Budget 2020	Approved Provision 2019	Actual Rev./Exp. Jan -Aug 2019
<b>RECURRENT REVENUE</b>							<b>485,000,000.00</b>	<b>675,000,000.00</b>	<b>110,582,800.00</b>
<b>12020400 FEES - GENERAL</b>							<b>205,000,000.00</b>	<b>275,000,000.00</b>	<b>0.00</b>
02101	045100700600	0000000000000000	00000	50910899	12020453	Applications Fees	70,000,000.00	65,000,000.00	0.00
02101	045100700600	0000000000000000	00000	50910899	12020448	Development Levies/Development Plan	5,000,000.00	10,000,000.00	0.00
02101	045100700600	0000000000000000	00000	50910899	12020447	Land Use Fees	130,000,000.00	200,000,000.00	0.00
<b>12020500 FINES - GENERAL</b>							<b>40,000,000.00</b>	<b>55,000,000.00</b>	<b>12,096,400.00</b>
02101	045100700600	0000000000000000	00000	50910899	12020544	Fines on Illegal Development/Fines on Illegal/Unapproved Development	10,000,000.00	15,000,000.00	4,746,400.00
02101	045100700600	0000000000000000	00000	50910899	12020531	Mast Fee_12020531	30,000,000.00	40,000,000.00	7,350,000.00
<b>12022000 FEES - GENERAL (CONT.)</b>							<b>90,000,000.00</b>	<b>145,000,000.00</b>	<b>43,195,000.00</b>
02101	045100700600	0000000000000000	00000	50910899	12022117	Site Analysis	5,000,000.00	10,000,000.00	1,295,000.00
02101	045100700600	0000000000000000	00000	50910899	12022227	Engineering Services Fee	5,000,000.00	10,000,000.00	0.00
02101	045100700600	0000000000000000	00000	50910899	12022226	Registration of Tank Farm	5,000,000.00	50,000,000.00	0.00
02101	045100700600	0000000000000000	00000	50910899	12022121	Development Plan	5,000,000.00	10,000,000.00	0.00
02101	045100700600	0000000000000000	00000	50910899	12022109	Application for Approval of Building Plans	70,000,000.00	65,000,000.00	41,900,000.00
<b>16010100 SPECIAL FUNDS/ACCOUNTS - RECEIPTS_16010100</b>							<b>150,000,000.00</b>	<b>200,000,000.00</b>	<b>55,291,400.00</b>
02101	045100700600	0000000000000000	00000	50910899	16010108	Land Development Levy/Fees for Land Development	150,000,000.00	200,000,000.00	55,291,400.00
<b>OVERHEAD COST</b>							<b>19,000,000.00</b>	<b>17,769,400.00</b>	<b>0.00</b>
<b>22020100 TRAVEL AND TRANSPORT - GENERAL</b>							<b>6,095,000.00</b>	<b>3,100,000.00</b>	<b>0.00</b>
02101	045100700600	0000000000000000	00000	50910899	22020102	Local Travel and Transport	6,095,000.00	3,100,000.00	0.00
<b>22020300 MATERIALS AND SUPPLIES - GENERAL</b>							<b>7,769,400.00</b>	<b>7,764,400.00</b>	<b>0.00</b>
02101	045100700600	0000000000000000	00000	50910899	22020314	Other Material and Supplies	2,430,000.00	2,425,000.00	0.00
02101	045100700600	0000000000000000	00000	50910899	22020315	Office Material And Supplies	5,339,400.00	5,339,400.00	0.00
<b>22020400 MAINTENANCE SERVICES - GENERAL</b>							<b>3,780,600.00</b>	<b>5,550,000.00</b>	<b>0.00</b>
02101	045100700600	0000000000000000	00000	50910899	22020401	Maintenance Of Motor Vehicle/Transport Equipment	2,725,600.00	4,500,000.00	0.00
02101	045100700600	0000000000000000	00000	50910899	22020402	Maintenance Of Office Furniture	1,055,000.00	1,050,000.00	0.00
<b>22020500 TRAINING - GENERAL</b>							<b>960,000.00</b>	<b>960,000.00</b>	<b>0.00</b>
02101	045100700600	0000000000000000	00000	50910899	22020507	HR Training and Development	960,000.00	960,000.00	0.00
<b>22020900 FINANCIAL CHARGES - GENERAL</b>							<b>5,000.00</b>	<b>5,000.00</b>	<b>0.00</b>
02101	045100700600	0000000000000000	00000	50910899	22020901	Bank Charges (Other Than Interest)	5,000.00	5,000.00	0.00
<b>22021000 MISCELLANEOUS EXPENSES GENERAL</b>							<b>390,000.00</b>	<b>390,000.00</b>	<b>0.00</b>
02101	045100700600	0000000000000000	00000	50910899	22021001	Refreshment and Meals	390,000.00	390,000.00	0.00
<b>CONSOLIDATED REVENUE CHARGES</b>							<b>4,800,000.00</b>	<b>4,800,000.00</b>	<b>0.00</b>
02101	045100700600	0000000000000000	00000	50910899	21010103	Consolidated Revenue Fund Charge- Salaries	4,800,000.00	4,800,000.00	0.00
<b>CAPITAL EXPENDITURE</b>							<b>123,193,250.00</b>	<b>1,000,000,000.00</b>	
03101	045100700600	099000000026718	70457	50910899	23010105	Purchase of Motor Tyres, Rain Coatsa and boots	6,000,000.00	6,000,000.00	
03101	045100700600	099000000026710	70133	50910899	23010102	Office Accomodation			
03101	045100700600	099000000026711	70133	50910899	23010112	Purchase of Office Furnitures	26,525,000.00	26,525,000.00	
03101	045100700600	099000000026708	70133	50910899	23010113	Purcahse of laptop	3,750,000.00	3,750,000.00	

**CERTIFIED TRUE COPY**





# CROSS RIVER STATE CHART OF ACCOUNT 2020

## REGIONAL

### 045100700600 CDCA CRS DEVELOPMENT CONTROL AGENCY

Fund	Administrative	Programme	Functic	Geo	Economic	Description	Approved Budget 2020	Approved Provision 2019	Actual Rev./Exp. Jan -Aug 2019
03101	045100700600	099000000026717	70133	50910899	23010113	Purchase of Global Positioning System (GPS)	2,000,000.00	2,000,000.00	
03101	045100700600	099000000026709	70133	50910899	23010112	Purchase of 30 Nos KDA Standup fan	750,000.00	750,000.00	
03101	045100700600	099000000026706	70133	50910899	23010119	Purchase of 1 nos 75KVA Perkins Generators (Spound Proof)	8,959,000.00	8,959,000.00	
03101	045100700600	099000000026702	70133	50910899	23010139	Purchase of Nos Air Conditioners	3,600,000.00	3,600,000.00	
03101	045100700600	099000000026716	70133	50910899	23010118	Purchase of Scanners	789,250.00	789,250.00	
03101	045100700600	099000000026701	70133	50910899	23010107	Purchase of heavy duty demolition equipment/Maintenance	60,000,000.00	936,806,750.00	
03101	045100700600	099000000026703	70133	50910899	23010119	Purchase of No2 Honds 5000 Generator	700,000.00	700,000.00	
03101	045100700600	099000000026704	70133	50910899	23010140	Purchase of 20 Nos flat screen TV	1,400,000.00	1,400,000.00	
03101	045100700600	099000000026712	70133	50910899	32010910	Purchase of Still Camaras	350,000.00	350,000.00	
03101	045100700600	099000000026705	70133	50910899	23010120	Purchase of 30 Nos Table top Thermacool refrigerator	3,450,000.00	3,450,000.00	
03101	045100700600	099000000026715	70133	50910899	23010115	Purchase of Photocopiers	750,000.00	750,000.00	
03101	045100700600	099000000026713	70133	50910899	32010910	Purchase of Video Camaras	350,000.00	350,000.00	
03101	045100700600	099000000026714	70133	50910899	23010113	Purchase of Computer	3,220,000.00	3,220,000.00	
03101	045100700600	099000000026707	70133	50910899	23010114	Purchase of Printers	600,000.00	600,000.00	

#### SUMMARY

<b>Recurrent Revenue</b>	485,000,000.00	675,000,000.00	110,582,800.00
<b>Capital Receipts</b>			0.00
<b>TOTAL</b>	<b>485,000,000.00</b>	<b>675,000,000.00</b>	<b>110,582,800.00</b>
<b>Personnel Cost</b>			
<b>Overhead Cost</b>	19,000,000.00	17,769,400.00	0.00
<b>Consolidated Revenue Charges</b>	4,800,000.00	4,800,000.00	0.00
<b>SUB-TOTAL</b>	23,800,000.00	22,569,400.00	0.00
<b>Capital Expenditure</b>	123,193,250.00	1,000,000,000.00	
<b>TOTAL</b>	<b>146,993,250.00</b>	<b>1,022,569,400.00</b>	<b>0.00</b>








**CROSS RIVER STATE CHART OF ACCOUNT 2020**

**REGIONAL**

**045100700700 ECEB ENVIROMENTAL CARBON EMISSION BOARD**

Fund	Administrative	Programme	Funcitic	Geo	Economic	Description	Approved Budget 2020	Approved Provision 2019	Actual Rev./Exp. Jan -Aug 2019
<b>RECURRENT REVENUE</b>							<b>2,500,000,000.00</b>	<b>2,500,000,000.00</b>	<b>0.00</b>
<b>12020500 FINES - GENERAL</b>							<b>2,500,000,000.00</b>	<b>2,500,000,000.00</b>	<b>0.00</b>
02101	045100700700	0000000000000000	00000	50910899	12020536	Carbon Emission Taxes	2,500,000,000.00	2,500,000,000.00	0.00
<b>PERSONNEL COST</b>							<b>4,927,600.20</b>	<b>4,927,600.20</b>	<b>0.00</b>
<b>21010100 SALARIES AND WAGES</b>							<b>2,879,668.80</b>	<b>2,879,668.80</b>	<b>0.00</b>
02101	045100700700	0000000000000000	00000	50910899	21010101	Salary	2,879,668.80	2,879,668.80	0.00
<b>21020100 ALLOWANCES</b>							<b>2,047,931.40</b>	<b>2,047,931.40</b>	<b>0.00</b>
02101	045100700700	0000000000000000	00000	50910899	21020106	Transport	234,762.00	234,762.00	0.00
02101	045100700700	0000000000000000	00000	50910899	21020104	Meal Subsidy_21020104	53,355.00	53,355.00	0.00
02101	045100700700	0000000000000000	00000	50910899	21020105	Rent	1,439,834.40	1,439,834.40	0.00
02101	045100700700	0000000000000000	00000	50910899	21020103	Leave Grant	287,967.00	287,967.00	0.00
02101	045100700700	0000000000000000	00000	50910899	21020107	Utility	32,013.00	32,013.00	0.00
<b>OVERHEAD COST</b>							<b>15,220,000.00</b>	<b>15,220,000.00</b>	<b>0.00</b>
<b>22020200 UTILITIES - GENERAL</b>							<b>280,000.00</b>	<b>280,000.00</b>	<b>0.00</b>
02101	045100700700	0000000000000000	00000	50910899	22020202	Telephone Charges	180,000.00	180,000.00	0.00
02101	045100700700	0000000000000000	00000	50910899	22020203	Internet Access Charges	100,000.00	100,000.00	0.00
<b>22020300 MATERIALS AND SUPPLIES - GENERAL</b>							<b>1,010,000.00</b>	<b>1,010,000.00</b>	<b>0.00</b>
02101	045100700700	0000000000000000	00000	50910899	22020305	Printing Of Non Security Documents	350,000.00	350,000.00	0.00
02101	045100700700	0000000000000000	00000	50910899	22020315	Office Material And Supplies	320,000.00	320,000.00	0.00
02101	045100700700	0000000000000000	00000	50910899	22020316	Computer Materials And Supplies_22020316	340,000.00	340,000.00	0.00
<b>22020400 MAINTENANCE SERVICES - GENERAL</b>							<b>3,130,000.00</b>	<b>3,130,000.00</b>	<b>0.00</b>
02101	045100700700	0000000000000000	00000	50910899	22020401	Maintenance Of Motor Vehicle/Transport Equipment	2,080,000.00	2,080,000.00	0.00
02101	045100700700	0000000000000000	00000	50910899	22020415	Maintenance Of Office Equipments	300,000.00	300,000.00	0.00
02101	045100700700	0000000000000000	00000	50910899	22020406	Other Maintenance Services	200,000.00	200,000.00	0.00
02101	045100700700	0000000000000000	00000	50910899	22020404	Maintenance Of Office / It Equipments	50,000.00	50,000.00	0.00
02101	045100700700	0000000000000000	00000	50910899	22020402	Maintenance Of Office Furniture	500,000.00	500,000.00	0.00
<b>22020500 TRAINING - GENERAL</b>							<b>10,000,000.00</b>	<b>10,000,000.00</b>	<b>0.00</b>
02101	045100700700	0000000000000000	00000	50910899	22020501	Local Training	10,000,000.00	10,000,000.00	0.00
<b>22020600 OTHER SERVICES - GENERAL</b>							<b>100,000.00</b>	<b>100,000.00</b>	<b>0.00</b>
02101	045100700700	0000000000000000	00000	50910899	22020639	Press And Public Relation/ Advertisement	100,000.00	100,000.00	0.00
<b>22021000 MISCELLANEOUS EXPENSES GENERAL</b>							<b>700,000.00</b>	<b>700,000.00</b>	<b>0.00</b>
02101	045100700700	0000000000000000	00000	50910899	22021057	Entertainment at Meetings	400,000.00	400,000.00	0.00
02101	045100700700	0000000000000000	00000	50910899	22021047	Servicom	100,000.00	100,000.00	0.00
02101	045100700700	0000000000000000	00000	50910899	22021041	Contingency	200,000.00	200,000.00	0.00
<b>CONSOLIDATED REVENUE CHARGES</b>							<b>37,200,000.00</b>	<b>37,200,000.00</b>	<b>0.00</b>
02101	045100700700	0000000000000000	00000	50910899	21010103	Consolidated Revenue Fund Charge- Salaries	37,200,000.00	37,200,000.00	0.00
<b>CAPITAL EXPENDITURE</b>							<b>1,561,800,000.00</b>	<b>1,561,800,000.00</b>	<b>0.00</b>
03101	045100700700	099000000026818	70551	50910899	23030127	Carbon emission laboratory	100,000,000.00	100,000,000.00	
03101	045100700700	099000000026820	70551	50910899	23040101	Plantinf of Grass/ Green Activaitaion	400,000,000.00	400,000,000.00	





# CROSS RIVER STATE CHART OF ACCOUNT 2020

## REGIONAL

### 045100700700 ECEB ENVIROMENTAL CARBON EMISSION BOARD

<u>Fund</u>	<u>Administrative</u>	<u>Programme</u>	<u>Functic</u>	<u>Geo</u>	<u>Economic</u>	<u>Description</u>	<u>Approved Budget 2020</u>	<u>Approved Provision 2019</u>	<u>Actual Rev./Exp. Jan -Aug 2019</u>
03101	045100700700	099000000026821	70133	50910899	23010139	Purchase of Office Equipment	650,000,000.00	650,000,000.00	
03101	045100700700	099000000026822	70551	50910899	23030123	Creation of Nos Green Parks Across the state	300,000,000.00	300,000,000.00	
03101	045100700700	099000000026823	70133	50910899	23010103	Rent of Office Accomodation	10,000,000.00	10,000,000.00	
03101	045100700700	099000000026824	70551	50910899	23030120	World/African Conference on carbon emission	50,000,000.00	50,000,000.00	
03101	045100700700	099000000026819	70551	50910899	23030120	Furnshing of board conference hall	25,000,000.00	25,000,000.00	
03101	045100700700	099000000026826	70133	50910899	23010112	Purchase of Office Furniture	20,000,000.00	20,000,000.00	
03101	045100700700	099000000026817	70551	50910899	23030127	Maintenance of taskforce	1,800,000.00	1,800,000.00	
03101	045100700700	099000000026825	70133	50910899	23010119	Purchase of 35KVA Generator	5,000,000.00	5,000,000.00	

#### SUMMARY

<b>Recurrent Revenue</b>	2,500,000,000.00	2,500,000,000.00	0.00
<b>Capital Receipts</b>			0.00
<b>TOTAL</b>	<b>2,500,000,000.00</b>	<b>2,500,000,000.00</b>	<b>0.00</b>
<b>Personnel Cost</b>	4,927,600.20	4,927,600.20	0.00
<b>Overhead Cost</b>	15,220,000.00	15,220,000.00	0.00
<b>Consolidated Revenue Charges</b>	37,200,000.00	37,200,000.00	0.00
<b>SUB-TOTAL</b>	<b>57,347,600.20</b>	<b>57,347,600.20</b>	<b>0.00</b>
<b>Capital Expenditure</b>	1,561,800,000.00	1,561,800,000.00	
<b>TOTAL</b>	<b>1,619,147,600.20</b>	<b>1,619,147,600.20</b>	<b>0.00</b>





**CROSS RIVER STATE CHART OF ACCOUNT 2020**

**REGIONAL**

**045100700800 IUDA ITIGIDI URBAN DEVELOPMENT AUTHORITY**

<u>Fund</u>	<u>Administrative</u>	<u>Programme</u>	<u>Funcitc</u>	<u>Geo</u>	<u>Economic</u>	<u>Description</u>	<u>Approved Budget 2020</u>	<u>Approved Provision 2019</u>	<u>Actual Rev./Exp. Jan -Aug 2019</u>
<b>CONSOLIDATED REVENUE CHARGES</b>							<b>15,000,000.00</b>	<b>15,000,000.00</b>	<b>0.00</b>
02101	045100700800	0000000000000000	00000	50910899	21010103	Consolidated Revenue Fund Charge- Salaries	15,000,000.00	15,000,000.00	0.00

**SUMMARY**

<b>Recurrent Revenue</b>			0.00
<b>Capital Receipts</b>			0.00
<b>TOTAL</b>			<b>0.00</b>
<b>Personnel Cost</b>			0.00
<b>Overhead Cost</b>			0.00
<b>Consolidated Revenue Charges</b>	15,000,000.00	15,000,000.00	0.00
<b>SUB-TOTAL</b>	15,000,000.00	15,000,000.00	0.00
<b>Capital Expenditure</b>			
<b>TOTAL</b>	<b>15,000,000.00</b>	<b>15,000,000.00</b>	<b>0.00</b>

*30-2-2020*  
**CERTIFIED TRUE COPY**



# CROSS RIVER STATE CHART OF ACCOUNT 2020

## REGIONAL

### 045100700900 CURA CRS Urban Renewal Agency

Fund	Administrative	Programme	Funcitic	Geo	Economic	Description	Approved Budget 2020	Approved Provision 2019	Actual Rev./Exp. Jan -Aug 2019
<b>RECURRENT REVENUE</b>							<b>300,000,000.00</b>	<b>300,000,000.00</b>	<b>0.00</b>
<b>12022000 FEES - GENERAL (CONT.)</b>							<b>300,000,000.00</b>	<b>300,000,000.00</b>	<b>0.00</b>
02101	045100700900	0000000000000000	00000	50910899	12022332	Tariff on Waste Management and Collection	300,000,000.00	300,000,000.00	0.00
<b>OVERHEAD COST</b>							<b>4,800,000.00</b>	<b>4,800,000.00</b>	<b>0.00</b>
<b>22020100 TRAVEL AND TRANSPORT - GENERAL</b>							<b>2,000,000.00</b>	<b>2,000,000.00</b>	<b>0.00</b>
02101	045100700900	0000000000000000	00000	50910899	22020101	Local Travel and Transport	2,000,000.00	2,000,000.00	0.00
<b>22020200 UTILITIES - GENERAL</b>							<b>300,000.00</b>	<b>300,000.00</b>	<b>0.00</b>
02101	045100700900	0000000000000000	00000	50910899	22020202	Telephone Charges	200,000.00	200,000.00	0.00
02101	045100700900	0000000000000000	00000	50910899	22020212	Mails, Courier, Diplomatic Mail	100,000.00	100,000.00	0.00
<b>22020300 MATERIALS AND SUPPLIES - GENERAL</b>							<b>350,000.00</b>	<b>350,000.00</b>	<b>0.00</b>
02101	045100700900	0000000000000000	00000	50910899	22020305	Printing Of Non Security Documents	80,000.00	80,000.00	0.00
02101	045100700900	0000000000000000	00000	50910899	22020314	Other Material and Supplies	150,000.00	150,000.00	0.00
02101	045100700900	0000000000000000	00000	50910899	22020315	Office Material And Supplies	120,000.00	120,000.00	0.00
<b>22020400 MAINTENANCE SERVICES - GENERAL</b>							<b>950,000.00</b>	<b>950,000.00</b>	<b>0.00</b>
02101	045100700900	0000000000000000	00000	50910899	22020401	Maintenance Of Motor Vehicle/Transport Equipment	300,000.00	300,000.00	0.00
02101	045100700900	0000000000000000	00000	50910899	22020415	Maintenance Of Office Equipments	50,000.00	50,000.00	0.00
02101	045100700900	0000000000000000	00000	50910899	22020404	Maintenance Of Office / It Equipments	150,000.00	150,000.00	0.00
02101	045100700900	0000000000000000	00000	50910899	22020417	Maintenance Of Office Building	100,000.00	100,000.00	0.00
02101	045100700900	0000000000000000	00000	50910899	22020402	Maintenance Of Office Furniture	100,000.00	100,000.00	0.00
02101	045100700900	0000000000000000	00000	50910899	22020405	Maintenance Of Plants/Generators	250,000.00	250,000.00	0.00
<b>22020500 TRAINING - GENERAL</b>							<b>150,000.00</b>	<b>150,000.00</b>	<b>0.00</b>
02101	045100700900	0000000000000000	00000	50910899	22020501	Local Training	150,000.00	150,000.00	0.00
<b>22020600 OTHER SERVICES - GENERAL</b>							<b>600,000.00</b>	<b>600,000.00</b>	<b>0.00</b>
02101	045100700900	0000000000000000	00000	50910899	22020638	His Excelency Contingencies	400,000.00	400,000.00	0.00
02101	045100700900	0000000000000000	00000	50910899	22020639	Press And Public Relation/ Advertisement	200,000.00	200,000.00	0.00
<b>22021000 MISCELLANEOUS EXPENSES GENERAL</b>							<b>450,000.00</b>	<b>450,000.00</b>	<b>0.00</b>
02101	045100700900	0000000000000000	00000	50910899	22021057	Entertainment at Meetings	350,000.00	350,000.00	0.00
02101	045100700900	0000000000000000	00000	50910899	22021047	Servicom	100,000.00	100,000.00	0.00
<b>CONSOLIDATED REVENUE CHARGES</b>							<b>26,400,000.00</b>	<b>0.00</b>	<b>0.00</b>
02101	045100700900	0000000000000000	00000	50910899	21010103	Consolidated Revenue Fund Charge- Salaries	26,400,000.00	0.00	0.00
<b>CAPITAL EXPENDITURE</b>							<b>19,371,000,000.00</b>	<b>19,371,000,000.00</b>	
03101	045100700900	099000000026512	70561	50910899	23040102	Erosion and Flood Control	150,000,000.00	150,000,000.00	
03101	045100700900	099000000026503	70611	50910899	23030101	Extension/Restoration od Dilapidated Building	16,600,000,000.00	16,600,000,000.00	
03101	045100700900	099000000026505	70161	50910899	23050106	Massive and sustained sensitization programme,Radio, Tv, Town Hall Meeting etc.	3,000,000.00	3,000,000.00	
03101	045100700900	099000000026507	70621	50910899	23020118	Upgrading of Urban city-akamkpa	350,000,000.00	350,000,000.00	
03101	045100700900	099000000026506	70133	50910899	23010139	Purchase of Office Furniture and Equipment	5,000,000.00	5,000,000.00	
03101	045100700900	099000000026504	70811	50910899	23020119	Reconstruction of recreation of paerks/play grounds etc.	400,000,000.00	400,000,000.00	
03101	045100700900	099000000026502	70133	50910899	23020102	Reconstruction of Roundabout/Metropolitan	50,000,000.00	50,000,000.00	

30-2-2020



# CROSS RIVER STATE CHART OF ACCOUNT 2020

## REGIONAL

### 045100700900 CURA CRS Urban Renewal Agency

Fund	Administrative	Programme	Functic	Geo	Economic	Description	Approved Budget 2020	Approved Provision 2019	Actual Rev./Exp. Jan -Aug 2019
03101	045100700900	099000000026508	70621	50910899	23020118	Upgrading of Urban city- Boje	350,000,000.00	350,000,000.00	
03101	045100700900	099000000026501	70133	50910899	23020124	Relocation and Construction of Market	100,000,000.00	100,000,000.00	
03101	045100700900	099000000026509	70621	50910899	23020118	Upgrading of Urban city-Itigidi	350,000,000.00	350,000,000.00	
03101	045100700900	099000000026510	70621	50910899	23020118	Upgrading of Urban city-Odukpani	350,000,000.00	350,000,000.00	
03101	045100700900	099000000026511	70621	50910899	23020118	Upgrading of Urban city-Okuku/Okpoma	350,000,000.00	350,000,000.00	
03101	045100700900	099000000026515	70561	50910899	23040102	Garden/beautification	3,000,000.00	3,000,000.00	
03101	045100700900	099000000026420	70133	50910899	23020124	Safety Kits and Security			
03101	045100700900	099000000026513	70133	50910899	23010101	Clearing and Evacuation of Rubbles of unauthorization refuse dump/collapsed building	150,000,000.00	150,000,000.00	
03101	045100700900	099000000026514	70133	50910899	23010101	Promote skills acquisition	2,500,000.00	2,500,000.00	
03101	045100700900	099000000026517	70561	50910899	23040102	Development Control Enforcement	3,500,000.00	3,500,000.00	
03101	045100700900	099000000026419	70133	50910899	23030102	Extension/Restoration of Electricity	150,000,000.00	150,000,000.00	
03101	045100700900	099000000026516	70134	50910899	23050105	Consultancy to Determine and Design Slum Areas etc	4,000,000.00	4,000,000.00	

#### SUMMARY

<b>Recurrent Revenue</b>	300,000,000.00	300,000,000.00	0.00
<b>Capital Receipts</b>			0.00
<b>TOTAL</b>	<b>300,000,000.00</b>	<b>300,000,000.00</b>	<b>0.00</b>
<b>Personnel Cost</b>			0.00
<b>Overhead Cost</b>	4,800,000.00	4,800,000.00	0.00
<b>Consolidated Revenue Charges</b>	26,400,000.00	0.00	0.00
<b>SUB-TOTAL</b>	31,200,000.00	4,800,000.00	0.00
<b>Capital Expenditure</b>	19,371,000,000.00	19,371,000,000.00	
<b>TOTAL</b>	<b>19,402,200,000.00</b>	<b>19,375,800,000.00</b>	<b>0.00</b>






# CROSS RIVER STATE CHART OF ACCOUNT 2020

## REGIONAL

### 045100800100 OSG OFFICE OF THE SURVEYOR-GENERAL

Fund	Administrative	Programme	Func	Geo	Economic	Description	Approved Budget 2020	Approved Provision 2019	Actual Rev./Exp. Jan -Aug 2019
<b>RECURRENT REVENUE</b>							<b>156,960,200.00</b>	<b>363,159,800.00</b>	<b>419,200.00</b>
<b>12020400 FEES - GENERAL</b>							<b>156,310,200.00</b>	<b>362,509,800.00</b>	<b>419,200.00</b>
02101	045100800100	0000000000000000	00000	50910899	12020423	Surveys Consent To Survey	10,000.00	10,000.00	0.00
02101	045100800100	0000000000000000	00000	50910899	12020432	Survey Structural Deformation - Monitoring/Approvals	100,000.00	100,000.00	0.00
02101	045100800100	0000000000000000	00000	50910899	12020416	Surveys Processing / Verification Fee	1,000,000.00	1,000,000.00	0.00
02101	045100800100	0000000000000000	00000	50910899	12020435	Sales Of Orthophoto Map Extracts	1,000,000.00	1,000,000.00	0.00
02101	045100800100	0000000000000000	00000	50910899	12020414	Re-Establishment Of Beacons	50,000.00	50,000.00	0.00
02101	045100800100	0000000000000000	00000	50910899	12020469	Survey Assignee Fee	1,000,000.00	1,000,000.00	0.00
02101	045100800100	0000000000000000	00000	50910899	12020470	Survey Request For Certified True Copies	50,000.00	50,000.00	2,500.00
02101	045100800100	0000000000000000	00000	50910899	12020429	Surveys Engineering- Right Of Way Surveys	100,000.00	100,000.00	0.00
02101	045100800100	0000000000000000	00000	50910899	12020422	Survey Request For Survey Information	50,000.00	50,000.00	0.00
02101	045100800100	0000000000000000	00000	50910899	12020479	Charting Fees	140,150,200.00	346,349,800.00	0.00
02101	045100800100	0000000000000000	00000	50910899	12020403	Perimeter Survey And Demarcation	4,300,000.00	4,300,000.00	0.00
02101	045100800100	0000000000000000	00000	50910899	12020405	Pillar Retracing	3,000,000.00	3,000,000.00	0.00
02101	045100800100	0000000000000000	00000	50910899	12020406	Surveys_Lodgement Fee- Submission Of Survey Plan	1,000,000.00	1,000,000.00	0.00
02101	045100800100	0000000000000000	00000	50910899	12020407	Surveys_Costsurvey Plan-Printing/Re-Printing	150,000.00	150,000.00	0.00
02101	045100800100	0000000000000000	00000	50910899	12020408	Survey_Issuance Of Pillar Numbers (Govt/Surcon)	2,000,000.00	2,000,000.00	416,700.00
02101	045100800100	0000000000000000	00000	50910899	12020411	Surveys Search Fee	2,000,000.00	2,000,000.00	0.00
02101	045100800100	0000000000000000	00000	50910899	12020421	Production Of Maps/Plans	350,000.00	350,000.00	0.00
<b>12020500 FINES - GENERAL</b>							<b>150,000.00</b>	<b>150,000.00</b>	<b>0.00</b>
02101	045100800100	0000000000000000	00000	50910899	12020547	Fine for Non-Submission of Geo-spatial information of Strategic Assets	100,000.00	100,000.00	0.00
02101	045100800100	0000000000000000	00000	50910899	12020549	Re-lodgement Fee/Penalty	50,000.00	50,000.00	0.00
<b>12022000 FEES - GENERAL (CONT.)</b>							<b>500,000.00</b>	<b>500,000.00</b>	<b>0.00</b>
02101	045100800100	0000000000000000	00000	50910899	12022116	Submission of Survey Plan	500,000.00	500,000.00	0.00
<b>PERSONNEL COST</b>							<b>36,329,351.74</b>	<b>45,696,436.06</b>	<b>23,676,136.47</b>
<b>21010100 SALARIES AND WAGES</b>							<b>18,201,815.32</b>	<b>25,819,490.24</b>	<b>12,758,629.03</b>
02101	045100800100	0000000000000000	00000	50910899	21010101	Salary	18,201,815.32	25,819,490.24	12,758,629.03
<b>21020100 ALLOWANCES</b>							<b>18,127,536.42</b>	<b>19,876,945.82</b>	<b>10,917,507.44</b>
02101	045100800100	0000000000000000	00000	50910899	21020106	Transport	3,133,020.00	3,320,829.60	1,779,126.16
02101	045100800100	0000000000000000	00000	50910899	21020107	Utility	427,388.40	452,998.80	316,338.05
02101	045100800100	0000000000000000	00000	50910899	21020105	Rent	12,034,536.52	12,909,745.12	6,661,170.67
02101	045100800100	0000000000000000	00000	50910899	21020104	Meal Subsidy_21020104	712,410.00	0.00	0.00
02101	045100800100	0000000000000000	00000	50910899	21020103	Leave Grant	1,820,181.50	2,581,949.02	1,275,862.91
02101	045100800100	0000000000000000	00000	50910899	21020108	Domestic Servant	0.00	588,623.28	858,409.65
02101	045100800100	0000000000000000	00000	50910899	21020109	Entertainment	0.00	22,800.00	26,600.00
<b>OVERHEAD COST</b>							<b>40,000,000.00</b>	<b>69,520,640.00</b>	<b>0.00</b>
<b>22020100 TRAVEL AND TRANSPORT - GENERAL</b>							<b>3,192,952.06</b>	<b>11,369,510.00</b>	<b>0.00</b>
02101	045100800100	0000000000000000	00000	50910899	22020102	Local Travel and Transport	2,500,000.00	2,328,010.00	0.00






**CROSS RIVER STATE CHART OF ACCOUNT 2020**

**REGIONAL**

**045100800100 OSG OFFICE OF THE SURVEYOR-GENERAL**

Fund	Administrative	Programme	Func	Geo	Economic	Description	Approved Budget 2020	Approved Provision 2019	Actual Rev./Exp. Jan -Aug 2019
02101	045100800100	0000000000000000	00000	50910899	22020101	Local Travel and Transport	692,952.06	9,041,500.00	0.00
					<b>22020200</b>	<b>UTILITIES - GENERAL</b>	<b>800,000.00</b>	<b>851,200.00</b>	<b>0.00</b>
02101	045100800100	0000000000000000	00000	50910899	22020211	Other Utility	200,000.00	223,200.00	0.00
02101	045100800100	0000000000000000	00000	50910899	22020203	Internet Access Charges	300,000.00	300,000.00	0.00
02101	045100800100	0000000000000000	00000	50910899	22020201	Electricity Charges	300,000.00	328,000.00	0.00
					<b>22020300</b>	<b>MATERIALS AND SUPPLIES - GENERAL</b>	<b>4,747,047.94</b>	<b>20,585,870.00</b>	<b>0.00</b>
02101	045100800100	0000000000000000	00000	50910899	22020316	Computer Materials And Supplies_22020316	2,097,047.94	8,234,790.00	0.00
02101	045100800100	0000000000000000	00000	50910899	22020315	Office Material And Supplies	2,000,000.00	7,920,800.00	0.00
02101	045100800100	0000000000000000	00000	50910899	22020304	Magazines and Periodicals	400,000.00	3,339,520.00	0.00
02101	045100800100	0000000000000000	00000	50910899	22020317	Other Social Function	250,000.00	1,090,760.00	0.00
					<b>22020400</b>	<b>MAINTENANCE SERVICES - GENERAL</b>	<b>8,300,000.00</b>	<b>9,356,300.00</b>	<b>0.00</b>
02101	045100800100	0000000000000000	00000	50910899	22020401	Maintenance Of Motor Vehicle/Transport Equipment	600,000.00	1,216,000.00	0.00
02101	045100800100	0000000000000000	00000	50910899	22020402	Maintenance Of Office Furniture	2,400,000.00	605,300.00	0.00
02101	045100800100	0000000000000000	00000	50910899	22020405	Maintenance Of Plants/Generators	3,800,000.00	5,750,000.00	0.00
02101	045100800100	0000000000000000	00000	50910899	22020414	Maintenance Of Computer And It Equipments	1,500,000.00	1,785,000.00	0.00
					<b>22020500</b>	<b>TRAINING - GENERAL</b>	<b>1,640,000.00</b>	<b>1,640,000.00</b>	<b>0.00</b>
02101	045100800100	0000000000000000	00000	50910899	22020506	Special Workshops And Seminar	940,000.00	940,000.00	0.00
02101	045100800100	0000000000000000	00000	50910899	22020501	Local Training	700,000.00	700,000.00	0.00
					<b>22020600</b>	<b>OTHER SERVICES - GENERAL</b>	<b>11,000,000.00</b>	<b>11,760,000.00</b>	<b>0.00</b>
02101	045100800100	0000000000000000	00000	50910899	22020601	Security Services	11,000,000.00	11,760,000.00	0.00
					<b>22020700</b>	<b>CONSULTING AND PROFESSIONAL SERVICES - GEN</b>	<b>8,620,000.00</b>	<b>8,634,000.00</b>	<b>0.00</b>
02101	045100800100	0000000000000000	00000	50910899	22020715	Other Professional Services	4,000,000.00	4,014,000.00	0.00
02101	045100800100	0000000000000000	00000	50910899	22020701	Financial Consulting	4,400,000.00	4,400,000.00	0.00
02101	045100800100	0000000000000000	00000	50910899	22020717	Project Consultancy	220,000.00	220,000.00	0.00
					<b>22020900</b>	<b>FINANCIAL CHARGES - GENERAL</b>	<b>700,000.00</b>	<b>2,895,000.00</b>	<b>0.00</b>
02101	045100800100	0000000000000000	00000	50910899	22020901	Bank Charges (Other Than Interest)	500,000.00	2,500,000.00	0.00
02101	045100800100	0000000000000000	00000	50910899	22020910	Other Financial Expenses	200,000.00	395,000.00	0.00
					<b>22021000</b>	<b>MISCELLANEOUS EXPENSES GENERAL</b>	<b>1,000,000.00</b>	<b>2,428,760.00</b>	<b>0.00</b>
02101	045100800100	0000000000000000	00000	50910899	22021007	Welfare Packages	500,000.00	759,000.00	0.00
02101	045100800100	0000000000000000	00000	50910899	22021057	Entertainment at Meetings	500,000.00	1,669,760.00	0.00
						<b>CONSOLIDATED REVENUE CHARGES</b>	<b>8,327,615.40</b>	<b>8,327,615.40</b>	<b>285,566.27</b>
02101	045100800100	0000000000000000	00000	50910899	21010103	Consolidated Revenue Fund Charge- Salaries	8,327,615.40	8,327,615.40	285,566.27
						<b>CAPITAL EXPENDITURE</b>	<b>91,754,000.00</b>	<b>86,714,000.00</b>	
03101	045100800100	099000000026804	70631	50910899	23010133	Cross River State Strategic Infrastructure Charting/Mapping	2,000,000.00	2,000,000.00	
03101	045100800100	099000000026809	70133	50910899	23010102	Rent of Quarter	6,694,000.00	6,694,000.00	
03101	045100800100	099000000026810	70611	50910899	23010133	Cross River State Mapping Project	5,000,000.00	5,000,000.00	
03101	045100800100	099000000026801	70631	50910899	23010133	Purchase of Surveys equipment and tools	5,000,000.00	10,000,000.00	
03101	045100800100	099000000026812	70631	50910899	23010133	SLTR Survey			





# CROSS RIVER STATE CHART OF ACCOUNT 2020

## REGIONAL

### 045100800100 OSG OFFICE OF THE SURVEYOR-GENERAL

Fund	Administrative	Programme	Functic	Geo	Economic	Description	Approved Budget 2020	Approved Provision 2019	Actual Rev./Exp. Jan -Aug 2019
03101	045100800100	099000000026802	70631	50910899	23010133	Digitisation of Maps	3,600,000.00	3,600,000.00	
03101	045100800100	099000000026813	70631	50910899	23010133	SLTR Project /Training	1,000,000.00	1,000,000.00	
03101	045100800100	099000000026806	70631	50910899	23020101	Renovation Of Ogoja and Ikom Zonal Offices	12,000,000.00	1,960,000.00	
03101	045100800100	099000000026808	70133	50910899	23020101	Office Renovation	5,000,000.00	5,000,000.00	
03101	045100800100	099000000026814	70133	50910899	23010113	Purchase of ICT Equipment and Tools	2,000,000.00	2,000,000.00	
03101	045100800100	099000000026807	70611	50910899	23010133	Cross River State CORS Project	7,000,000.00	7,000,000.00	
03101	045100800100	099000000026815	70133	50910899	23010112	Procurement of Office Furniture	2,000,000.00	2,000,000.00	
03101	045100800100	099000000026816	70631	50910899	23010133	survey and Documentation of all CR state Government Facilities	5,000,000.00	5,000,000.00	
03101	045100800100	099000000026811	70631	50910899	23010133	Boundry Survey	27,000,000.00	27,000,000.00	
03101	045100800100	099000000026805	70631	50910899	23010133	Field Expenses and Allowances	3,660,000.00	3,660,000.00	
03101	045100800100	099000000026803	70631	50910899	23010133	Digitisation of Co-ordinate Register	4,800,000.00	4,800,000.00	

#### SUMMARY

<b>Recurrent Revenue</b>	156,960,200.00	363,159,800.00	419,200.00
<b>Capital Receipts</b>			0.00
<b>TOTAL</b>	<b>156,960,200.00</b>	<b>363,159,800.00</b>	<b>419,200.00</b>
<b>Personnel Cost</b>	36,329,351.74	45,696,436.06	23,676,136.47
<b>Overhead Cost</b>	40,000,000.00	69,520,640.00	0.00
<b>Consolidated Revenue Charges</b>	8,327,615.40	8,327,615.40	285,566.27
<b>SUB-TOTAL</b>	84,656,967.14	123,544,691.46	23,961,702.74
<b>Capital Expenditure</b>	91,754,000.00	86,714,000.00	
<b>TOTAL</b>	<b>176,410,967.14</b>	<b>210,258,691.46</b>	<b>23,961,702.74</b>







**CROSS RIVER STATE CHART OF ACCOUNT 2020**

**REGIONAL**

**045100800200 MOUB MINISTRY OF URBANIZATION AND BEAUTIFICATION**

Fund	Administrative	Programme	Functic	Geo	Economic	Description	Approved Budget 2020	Approved Provision 2019	Actual Rev./Exp. Jan -Aug 2019
<b>OVERHEAD COST</b>							<b>12,000,000.00</b>	<b>0.00</b>	<b>0.00</b>
<b>22020100 TRAVEL AND TRANSPORT - GENERAL</b>							<b>5,000,000.00</b>	<b>0.00</b>	<b>0.00</b>
02101	045100800200	0000000000000000	00000	50910899	22020102	Local Travel and Transport	5,000,000.00	0.00	0.00
<b>22020200 UTILITIES - GENERAL</b>							<b>400,000.00</b>	<b>0.00</b>	<b>0.00</b>
02101	045100800200	0000000000000000	00000	50910899	22020202	Telephone Charges	200,000.00	0.00	0.00
02101	045100800200	0000000000000000	00000	50910899	22020201	Electricity Charges	200,000.00	0.00	0.00
<b>22020300 MATERIALS AND SUPPLIES - GENERAL</b>							<b>1,600,000.00</b>	<b>0.00</b>	<b>0.00</b>
02101	045100800200	0000000000000000	00000	50910899	22020305	Printing Of Non Security Documents	400,000.00	0.00	0.00
02101	045100800200	0000000000000000	00000	50910899	22020316	Computer Materials And Supplies_22020316	400,000.00	0.00	0.00
02101	045100800200	0000000000000000	00000	50910899	22020315	Office Material And Supplies	400,000.00	0.00	0.00
02101	045100800200	0000000000000000	00000	50910899	22020314	Other Material and Supplies	400,000.00	0.00	0.00
<b>22020400 MAINTENANCE SERVICES - GENERAL</b>							<b>3,000,000.00</b>	<b>0.00</b>	<b>0.00</b>
02101	045100800200	0000000000000000	00000	50910899	22020420	Maintenance -Others Infrastructure (diesel)	300,000.00	0.00	0.00
02101	045100800200	0000000000000000	00000	50910899	22020414	Maintenance Of Computer And It Equipments	400,000.00	0.00	0.00
02101	045100800200	0000000000000000	00000	50910899	22020415	Maintenance Of Office Equipments	500,000.00	0.00	0.00
02101	045100800200	0000000000000000	00000	50910899	22020417	Maintenance Of Office Building	600,000.00	0.00	0.00
02101	045100800200	0000000000000000	00000	50910899	22020405	Maintenance Of Plants/Generators	400,000.00	0.00	0.00
02101	045100800200	0000000000000000	00000	50910899	22020401	Maintenance Of Motor Vehicle/Transport Equipment	600,000.00	0.00	0.00
02101	045100800200	0000000000000000	00000	50910899	22020402	Maintenance Of Office Furniture	200,000.00	0.00	0.00
<b>22020500 TRAINING - GENERAL</b>							<b>2,000,000.00</b>	<b>0.00</b>	<b>0.00</b>
02101	045100800200	0000000000000000	00000	50910899	22020501	Local Training	2,000,000.00	0.00	0.00
<b>CONSOLIDATED REVENUE CHARGES</b>							<b>9,895,742.16</b>	<b>0.00</b>	<b>0.00</b>
02101	045100800200	0000000000000000	00000	50910899	21010103	Consolidated Revenue Fund Charge- Salaries	9,895,742.16	0.00	0.00
<b>CAPITAL EXPENDITURE</b>							<b>8,470,000,000.00</b>		
03101	045100800200	0990000000027603	70611	50910899	23020123	Traffic control, Signs and direction	270,000,000.00		
03101	045100800200	0990000000027606	70611	50910899	23020101	Demohisling of old building	2,000,000,000.00		
03101	045100800200	0990000000027605	70451	50910899	23020124	Establishment of bus stop, Hawkers base	500,000,000.00		
03101	045100800200	0990000000027604	70611	50910899	23030103	Printing of Hornes along highway and Major streets	200,000,000.00		
03101	045100800200	0990000000027602	70811	50910899	23020119	Developing of Public Park, Recreation Center	500,000,000.00		
03101	045100800200	0990000000027609	70134	50910899	23050105	Beautification of Street	1,000,000,000.00		
03101	045100800200	0990000000027608	70451	50910899	23020114	Design and Construction of road Pavement	2,000,000,000.00		
03101	045100800200	0990000000027610	70541	50910899	23041010	Land Scapping, tree Planting	1,500,000,000.00		
03101	045100800200	0990000000027607	70631	50910899	23020105	Procurement of Water Tanker	500,000,000.00		

**CERTIFIED TRUE COPY**



**CROSS RIVER STATE CHART OF ACCOUNT 2020**

**REGIONAL**

**045100800200 MOUB MINISTRY OF URBANIZATION AND BEAUTIFICATION**

<u>Fund</u>	<u>Administrative</u>	<u>Programme</u>	<u>Funcic</u>	<u>Geo</u>	<u>Economic</u>	<u>Description</u>	<u>Approved Budget 2020</u>	<u>Approved Provision 2019</u>	<u>Actual Rev./Exp.</u> <u>Jan -Aug 2019</u>
<b>SUMMARY</b>									
<b>Recurrent Revenue</b>									
<b>Capital Receipts</b>									0.00
<b>TOTAL</b>									
<b>Personnel Cost</b>									
<b>Overhead Cost</b>							12,000,000.00	0.00	0.00
<b>Consolidated Revenue Charges</b>							9,895,742.16	0.00	0.00
<b>SUB-TOTAL</b>							21,895,742.16	0.00	0.00
<b>Capital Expenditure</b>							8,470,000,000.00		
<b>TOTAL</b>							<b>8,491,895,742.16</b>	<b>0.00</b>	<b>0.00</b>

30-2019  
  
**CERTIFIED TRUE COPY**



**CROSS RIVER STATE CHART OF ACCOUNT 2020**

**SOCIAL**

**050100800100 CRSIMT CRS INSTITUTE OF MANAGEMENT AND TECHNOLOGY, UGEP**

Fund	Administrative	Programme	Functic	Geo	Economic	Description	Approved Budget 2020	Approved Provision 2019	Actual Rev./Exp. Jan -Aug 2019
<b>RECURRENT REVENUE</b>							<b>67,940,400.00</b>	<b>67,940,400.00</b>	<b>33,700,250.00</b>
<b>12020400 FEES - GENERAL</b>							<b>2,920,400.00</b>	<b>2,920,400.00</b>	<b>2,210,000.00</b>
02101	050100800100	0000000000000000	00000	50910899	12020452	School Tuition/Registration/Examination Fees-Undergraduate/Tuition Fees	2,920,400.00	2,920,400.00	2,210,000.00
<b>12020500 FINES - GENERAL</b>							<b>5,000,000.00</b>	<b>5,000,000.00</b>	<b>57,000.00</b>
02101	050100800100	0000000000000000	00000	50910899	12020507	Penalty For Late Registration	5,000,000.00	5,000,000.00	57,000.00
<b>12020600 SALES - GENERAL</b>							<b>7,500,000.00</b>	<b>7,500,000.00</b>	<b>393,000.00</b>
02101	050100800100	0000000000000000	00000	50910899	12020662	Sale Of Admission Forms	7,500,000.00	7,500,000.00	393,000.00
<b>12022000 FEES - GENERAL (CONT.)</b>							<b>46,600,000.00</b>	<b>46,600,000.00</b>	<b>17,107,000.00</b>
02101	050100800100	0000000000000000	00000	50910899	12022151	Fees for Registration of Process	1,000,000.00	1,000,000.00	776,000.00
02101	050100800100	0000000000000000	00000	50910899	12022140	Tuition and Other Fees from School	30,000,000.00	30,000,000.00	13,805,000.00
02101	050100800100	0000000000000000	00000	50910899	12022237	Accommodation	12,600,000.00	12,600,000.00	1,800,000.00
02101	050100800100	0000000000000000	00000	50910899	12022284	Medical Records	3,000,000.00	3,000,000.00	726,000.00
<b>12023000 SALES GENERAL (CONT.)</b>							<b>5,920,000.00</b>	<b>5,920,000.00</b>	<b>13,933,250.00</b>
02101	050100800100	0000000000000000	00000	50910899	12023113	Vocational and Hair Dressing Classes	5,920,000.00	5,920,000.00	13,933,250.00
<b>CAPITAL RECIEPTS</b>							<b>1,400,000,000.00</b>	<b>1,400,000,000.00</b>	<b>0.00</b>
<b>14020200 OTHER CAPITAL RECEIPTS_14020200</b>							<b>1,400,000,000.00</b>	<b>1,400,000,000.00</b>	<b>0.00</b>
02101	050100800100	0000000000000000	00000	50910899	14020248	Funds from Reserves Account	1,400,000,000.00	1,400,000,000.00	0.00
<b>PERSONNEL COST</b>							<b>225,269,979.30</b>	<b>41,690,714.00</b>	<b>84,412,500.00</b>
<b>21010100 SALARIES AND WAGES</b>							<b>214,413,265.30</b>	<b>34,444,000.00</b>	<b>84,412,500.00</b>
02101	050100800100	0000000000000000	00000	50910899	21010101	Salary	214,413,265.30	34,444,000.00	84,412,500.00
<b>21020100 ALLOWANCES</b>							<b>10,854,714.00</b>	<b>7,246,714.00</b>	<b>0.00</b>
02101	050100800100	0000000000000000	00000	50910899	21020187	Sanitation Expenses	40,000.00	40,000.00	0.00
02101	050100800100	0000000000000000	00000	50910899	21020120	Corpers' Allowance	1,440,000.00	948,750.00	0.00
02101	050100800100	0000000000000000	00000	50910899	21020129	Headship Allowance	5,520,000.00	2,403,250.00	0.00
02101	050100800100	0000000000000000	00000	50910899	21020141	Over Time Allowance	3,854,714.00	3,854,714.00	0.00
<b>21030100 SOCIAL BENEFITS_21030100</b>							<b>2,000.00</b>	<b>0.00</b>	<b>0.00</b>
02101	050100800100	0000000000000000	00000	50910899	21030105	Severance Gratuity	2,000.00	0.00	0.00
<b>OVERHEAD COST</b>							<b>274,510,390.02</b>	<b>368,746,552.30</b>	<b>42,147,193.53</b>
<b>22020100 TRAVEL AND TRANSPORT - GENERAL</b>							<b>37,036,461.00</b>	<b>32,932,401.00</b>	<b>1,977,013.47</b>
02101	050100800100	0000000000000000	00000	50910899	22020101	Local Travel and Transport	8,236,218.00	8,236,218.00	1,977,013.47
02101	050100800100	0000000000000000	00000	50910899	22020102	Local Travel and Transport	28,800,243.00	24,696,183.00	0.00
<b>22020200 UTILITIES - GENERAL</b>							<b>20,903,781.40</b>	<b>20,711,949.40</b>	<b>2,222,800.00</b>
02101	050100800100	0000000000000000	00000	50910899	22020203	Internet Access Charges	4,768,500.48	4,768,500.48	45,000.00
02101	050100800100	0000000000000000	00000	50910899	22020212	Mails, Courier, Diplomatic Mail	1,401,282.00	1,209,450.00	9,450.00
02101	050100800100	0000000000000000	00000	50910899	22020202	Telephone Charges	2,207,998.92	2,207,998.92	433,300.00
02101	050100800100	0000000000000000	00000	50910899	22020201	Electricity Charges	10,520,000.00	10,520,000.00	1,735,050.00
02101	050100800100	0000000000000000	00000	50910899	22020205	Water Rates_22020205	2,006,000.00	2,006,000.00	0.00
<b>22020300 MATERIALS AND SUPPLIES - GENERAL</b>							<b>57,780,175.54</b>	<b>56,596,875.54</b>	<b>8,773,650.00</b>

**CERTIFIED TRUE COPY**




# CROSS RIVER STATE CHART OF ACCOUNT 2020

## SOCIAL

### 050100800100 CRSIMT CRS INSTITUTE OF MANAGEMENT AND TECHNOLOGY, UGEP

Fund	Administrative	Programme	Funcit	Geo	Economic	Description	Approved Budget 2020	Approved Provision 2019	Actual Rev./Exp. Jan -Aug 2019
02101	050100800100	0000000000000000	00000	50910899	22020310	Teaching Aids / Instruction Materials	1,500,000.00	1,500,000.00	0.00
02101	050100800100	0000000000000000	00000	50910899	22020315	Office Material And Supplies	28,604,720.00	27,421,720.00	5,304,250.00
02101	050100800100	0000000000000000	00000	50910899	22020316	Computer Materials And Supplies_22020316	23,599,431.04	23,599,131.04	3,349,400.00
02101	050100800100	0000000000000000	00000	50910899	22020304	Magazines and Periodicals	1,698,524.50	1,698,524.50	0.00
02101	050100800100	0000000000000000	00000	50910899	22020309	Uniforms and Other Clothing	2,377,500.00	2,377,500.00	120,000.00
					<b>22020400</b>	<b>MAINTENANCE SERVICES - GENERAL</b>	<b>49,679,868.20</b>	<b>49,679,868.20</b>	<b>21,476,624.00</b>
02101	050100800100	0000000000000000	00000	50910899	22020401	Maintenance Of Motor Vehicle/Transport Equipment	26,771,375.00	26,771,375.00	4,997,789.00
02101	050100800100	0000000000000000	00000	50910899	22020404	Maintenance Of Office / It Equipments	1,000,000.00	1,000,000.00	4,810,610.00
02101	050100800100	0000000000000000	00000	50910899	22020405	Maintenance Of Plants/Generators	12,528,700.00	12,528,700.00	11,024,225.00
02101	050100800100	0000000000000000	00000	50910899	22020415	Maintenance Of Office Equipments	6,078,452.40	6,078,452.40	262,100.00
02101	050100800100	0000000000000000	00000	50910899	22020406	Other Maintenance Services	3,100,000.00	3,100,000.00	170,400.00
02101	050100800100	0000000000000000	00000	50910899	22020402	Maintenance Of Office Furniture	201,340.80	201,340.80	211,500.00
					<b>22020500</b>	<b>TRAINING - GENERAL</b>	<b>4,350,000.00</b>	<b>4,350,000.00</b>	<b>312,400.00</b>
02101	050100800100	0000000000000000	00000	50910899	22020505	Workshops, Conference And Seminar	225,000.00	225,000.00	0.00
02101	050100800100	0000000000000000	00000	50910899	22020506	Special Workshops And Seminar	1,125,000.00	1,125,000.00	224,400.00
02101	050100800100	0000000000000000	00000	50910899	22020504	Research/Publication	1,500,000.00	1,500,000.00	0.00
02101	050100800100	0000000000000000	00000	50910899	22020501	Local Training	1,500,000.00	1,500,000.00	88,000.00
					<b>22020600</b>	<b>OTHER SERVICES - GENERAL</b>	<b>27,890,128.88</b>	<b>38,108,832.96</b>	<b>2,047,700.00</b>
02101	050100800100	0000000000000000	00000	50910899	22020630	Hostel Expenses	2,741,558.00	3,760,630.00	0.00
02101	050100800100	0000000000000000	00000	50910899	22020602	Office Rent	1,200,000.00	1,200,000.00	0.00
02101	050100800100	0000000000000000	00000	50910899	22020604	Security Vote (Including Operations)	2,400,000.00	1,500,000.00	0.00
02101	050100800100	0000000000000000	00000	50910899	22020625	Examination Expenses	3,519,054.00	2,499,982.00	0.00
02101	050100800100	0000000000000000	00000	50910899	22020675	Matriculation/Convocation	2,309,675.00	2,309,675.00	806,900.00
02101	050100800100	0000000000000000	00000	50910899	22020612	Community Service	471,138.00	471,138.00	0.00
02101	050100800100	0000000000000000	00000	50910899	22020601	Security Services	6,999,999.96	6,999,999.96	0.00
02101	050100800100	0000000000000000	00000	50910899	22020614	Council Of Chief Expenses	4,248,703.92	15,367,408.00	0.00
02101	050100800100	0000000000000000	00000	50910899	22020639	Press And Public Relation/ Advertisement	4,000,000.00	4,000,000.00	1,240,800.00
					<b>22020700</b>	<b>CONSULTING AND PROFESSIONAL SERVICES - GEN</b>	<b>44,725,000.00</b>	<b>112,800,000.00</b>	<b>4,719,000.00</b>
02101	050100800100	0000000000000000	00000	50910899	22020703	Legal Services	125,000.00	1,250,000.00	0.00
02101	050100800100	0000000000000000	00000	50910899	22020701	Financial Consulting	25,000,000.00	71,950,000.00	0.00
02101	050100800100	0000000000000000	00000	50910899	22020708	Medical Consulting	10,000,000.00	30,000,000.00	1,619,000.00
02101	050100800100	0000000000000000	00000	50910899	22020722	External Auditor's Fee	6,000,000.00	6,000,000.00	0.00
02101	050100800100	0000000000000000	00000	50910899	22020704	Engineering Services	3,600,000.00	3,600,000.00	3,100,000.00
					<b>22020900</b>	<b>FINANCIAL CHARGES - GENERAL</b>	<b>1,300,000.00</b>	<b>1,300,000.00</b>	<b>20,586.06</b>
02101	050100800100	0000000000000000	00000	50910899	22020901	Bank Charges (Other Than Interest)	1,300,000.00	1,300,000.00	20,586.06
					<b>22021000</b>	<b>MISCELLANEOUS EXPENSES GENERAL</b>	<b>30,844,975.00</b>	<b>52,266,625.20</b>	<b>597,420.00</b>
02101	050100800100	0000000000000000	00000	50910899	22021009	Sporting Activities	1,074,999.00	1,074,999.00	0.00
02101	050100800100	0000000000000000	00000	50910899	22021008	Subscription To Professional Bodies	16,187,550.00	37,812,000.00	0.00
02101	050100800100	0000000000000000	00000	50910899	22021048	Burial	2,993,796.00	2,993,796.00	0.00






# CROSS RIVER STATE CHART OF ACCOUNT 2020

## SOCIAL

### 050100800100 CRSIMT CRS INSTITUTE OF MANAGEMENT AND TECHNOLOGY, UGEP

Fund	Administrative	Programme	Functic	Geo	Economic	Description	Approved Budget 2020	Approved Provision 2019	Actual Rev./Exp. Jan -Aug 2019
02101	050100800100	0000000000000000	00000	50910899	22021057	Entertainment at Meetings	10,588,630.00	10,385,830.20	597,420.00
<b>CONSOLIDATED REVENUE CHARGES</b>							<b>114,418,662.00</b>	<b>28,048,884.96</b>	<b>42,000,000.00</b>
02101	050100800100	0000000000000000	00000	50910899	21010103	Consolidated Revenue Fund Charge- Salaries	114,418,662.00	28,048,884.96	42,000,000.00
<b>CAPITAL EXPENDITURE</b>							<b>5,596,431,526.00</b>	<b>5,596,431,526.00</b>	
03101	050100800100	099000000009318	70132	50910899	23050102	Procurement of Off the shelf Computer Softwares	3,000,000.00	3,000,000.00	
03101	050100800100	099000000009317	70611	50910899	23020104	Construction of Staff Housing (4-One Bedroom Unit and 3-3 Bedroom Semi-detach)	30,000,000.00	30,000,000.00	
03101	050100800100	099000000009319	70132	50910899	32010214	Drilling of borehole and Installation of Overhead Tank	10,000,000.00	10,000,000.00	
03101	050100800100	099000000009323	70961	50910899	32010912	Procurement of 100 No. Five Seater Student Desks	7,000,000.00	7,000,000.00	
03101	050100800100	099000000009310	70761	50910899	32020211	Specilised Lab-Automation Engineering	10,000,000.00	10,000,000.00	
03101	050100800100	099000000009315	70133	50910899	23010114	Purchase of 50Nos. Lazer Printers for Department,Laboratory and Offices	1,500,000.00	1,500,000.00	
03101	050100800100	099000000009314	70971	50910899	23050111	Accreditation	10,000,000.00	10,000,000.00	
03101	050100800100	099000000009313	70611	50910899	23020101	Construction of Core Facility Building (Phase 11)	300,000,000.00	300,000,000.00	
03101	050100800100	099000000010516	70133	50910899	23010114	Purchase of 50Nos. Lazer Printers for Department,Laboratory and Offices	1,500,000.00	1,500,000.00	
03101	050100800100	099000000009302	70135	50910899	23050115	Expansion of /Maintenance/Technical Support to Institute of Technology Ugep	2,000,000,000.00	2,000,000,000.00	
03101	050100800100	099000000009316	70133	50910899	23020122	Extension of Perimeter Fencing	8,000,000.00	8,000,000.00	
03101	050100800100	099000000010512	70712	50910899	23010113	Procurement of 100 Nos. Computers and Accessories for Department, Laboratory and Offices	4,500,000.00	4,500,000.00	
03101	050100800100	099000000009311	70712	50910899	23010113	Procurement of 100 Nos. Computers and Accessories for Department, Laboratory and Offices	4,500,000.00	4,500,000.00	
03101	050100800100	099000000010513	70712	50910899	23010103	Construction of Male and Female of Hostels	100,000,000.00	100,000,000.00	
03101	050100800100	099000000009309	70761	50910899	23030127	Procurement of Laboratory Equipments	20,000,000.00	20,000,000.00	
03101	050100800100	099000000009308	70961	50910899	23020112	Production of Academic Gowns	10,000,000.00	10,000,000.00	
03101	050100800100	099000000009307	70811	50910899	23020112	Procurement of Sports Facilities	30,000,000.00	30,000,000.00	
03101	050100800100	099000000010520	70132	50910899	32010214	Drilling of borehole and Installation of Overhead Tank	10,000,000.00	10,000,000.00	
03101	050100800100	099000000010519	70132	50910899	23050102	Procurement of Off the shelf Computer Softwares	3,000,000.00	3,000,000.00	
03101	050100800100	099000000009306	70135	50910899	23050116	Procurement of Textbooks and Journals for all Departments	3,500,000.00	3,500,000.00	
03101	050100800100	099000000010517	70133	50910899	23020122	Extension of Perimeter Fencing	8,000,000.00	8,000,000.00	
03101	050100800100	099000000009301	70112	50910899	23050109	Highbury Management Fees	143,215,763.00	143,215,763.00	
03101	050100800100	099000000010515	70971	50910899	23050111	Accreditation	10,000,000.00	10,000,000.00	
03101	050100800100	099000000009305	70611	50910899	23030103	Completion of Facility Auditorium	27,500,000.00	27,500,000.00	
03101	050100800100	099000000009312	70712	50910899	23010103	Construction of Male and Female of Hostels	100,000,000.00	100,000,000.00	
03101	050100800100	099000000010518	70611	50910899	23020104	Construction of Staff Housing (4-One Bedroom Unit and 3-3 Bedroom Semi-detach)	30,000,000.00	30,000,000.00	
03101	050100800100	099000000010510	70761	50910899	23030127	Procurement of Laboratory Equipments	20,000,000.00	20,000,000.00	
03101	050100800100	099000000010501	70112	50910899	23050109	Highbury Management Fees	143,215,763.00	143,215,763.00	
03101	050100800100	099000000010502	70135	50910899	23050115	Expansion of /Maintenance/Technical Support to Institute of Technology Ugep	2,000,000,000.00	2,000,000,000.00	





# CROSS RIVER STATE CHART OF ACCOUNT 2020

## SOCIAL

### 050100800100 CRSIMT CRS INSTITUTE OF MANAGEMENT AND TECHNOLOGY, UGEP

Fund	Administrative	Programme	Funcit	Geo	Economic	Description	Approved Budget 2020	Approved Provision 2019	Actual Rev./Exp. Jan -Aug 2019
03101	050100800100	099000000010511	70761	50910899	32020211	Specilised Lab-Automation Engineering	10,000,000.00	10,000,000.00	
03101	050100800100	099000000009304	70741	50910899	23030127	Construction of Workshops/Laboratories	50,000,000.00	50,000,000.00	
03101	050100800100	099000000010509	70961	50910899	23020112	Production of Academic Gowns	10,000,000.00	10,000,000.00	
03101	050100800100	099000000010508	70811	50910899	23020112	Procurement of Sports Facilities	30,000,000.00	30,000,000.00	
03101	050100800100	099000000010507	70135	50910899	23050116	Procurement of Textbooks and Journals for all Departments	3,500,000.00	3,500,000.00	
03101	050100800100	099000000010514	70611	50910899	23020101	Construction of Core Facility Building (Phase 11)	300,000,000.00	300,000,000.00	
03101	050100800100	099000000010504	70611	50910899	23030120	Renovation of Existing Building	30,000,000.00	30,000,000.00	
03101	050100800100	099000000010506	70611	50910899	23030103	Completion of Facility Auditorium	27,500,000.00	27,500,000.00	
03101	050100800100	099000000009303	70611	50910899	23030120	Renovation of Existing Building	30,000,000.00	30,000,000.00	
03101	050100800100	099000000010505	70741	50910899	23030127	Construction of Workshops/Laboratories	50,000,000.00	50,000,000.00	
03101	050100800100	099000000010503	70961	50910899	32010912	Procurement of 100 No. Five Seater Student Desks	7,000,000.00	7,000,000.00	

#### SUMMARY

<b>Recurrent Revenue</b>	67,940,400.00	67,940,400.00	33,700,250.00
<b>Capital Receipts</b>	1,400,000,000.00	1,400,000,000.00	0.00
<b>TOTAL</b>	<b>1,467,940,400.00</b>	<b>1,467,940,400.00</b>	<b>33,700,250.00</b>
<b>Personnel Cost</b>	225,269,979.30	41,690,714.00	84,412,500.00
<b>Overhead Cost</b>	274,510,390.02	368,746,552.30	42,147,193.53
<b>Consolidated Revenue Charges</b>	114,418,662.00	28,048,884.96	42,000,000.00
<b>SUB-TOTAL</b>	614,199,031.32	438,486,151.26	168,559,693.53
<b>Capital Expenditure</b>	5,596,431,526.00	5,596,431,526.00	
<b>TOTAL</b>	<b>6,210,630,557.32</b>	<b>6,034,917,677.26</b>	<b>168,559,693.53</b>





# CROSS RIVER STATE CHART OF ACCOUNT 2020

## SOCIAL

### 050500100100 MOCT MINISTRY OF COMMUNICATION TECHNOLOGY

Fund	Administrative	Programme	Func	Geo	Economic	Description	Approved Budget 2020	Approved Provision 2019	Actual Rev./Exp. Jan -Aug 2019
<b>RECURRENT REVENUE</b>							<b>6,000,000.00</b>	<b>6,040,000.00</b>	<b>0.00</b>
<b>12020700 EARNINGS -GENERAL</b>							<b>6,000,000.00</b>	<b>6,040,000.00</b>	<b>0.00</b>
02101	050500100100	0000000000000000	00000	50910899	12020715	Maintenance/Repairs Fees	420,000.00	420,000.00	0.00
02101	050500100100	0000000000000000	00000	50910899	12020790	Proceeds From Training	5,280,000.00	5,280,000.00	0.00
02101	050500100100	0000000000000000	00000	50910899	12020732	Proceeds From Compound Maintenance	300,000.00	300,000.00	0.00
02101	050500100100	0000000000000000	00000	50910899	12020723	Earnings From Bulk Sms Services	0.00	40,000.00	0.00
<b>PERSONNEL COST</b>							<b>175,291,432.00</b>	<b>48,670,952.46</b>	<b>0.00</b>
<b>21010100 SALARIES AND WAGES</b>							<b>96,219,292.72</b>	<b>31,984,024.98</b>	<b>0.00</b>
02101	050500100100	0000000000000000	00000	50910899	21010101	Salary	96,219,292.72	31,984,024.98	0.00
<b>21020100 ALLOWANCES</b>							<b>79,072,139.28</b>	<b>16,686,927.48</b>	<b>0.00</b>
02101	050500100100	0000000000000000	00000	50910899	21020105	Rent	50,674,541.92	10,723,719.24	0.00
02101	050500100100	0000000000000000	00000	50910899	21020104	Meal Subsidy_21020104	2,570,403.00	393,000.00	0.00
02101	050500100100	0000000000000000	00000	50910899	21020109	Entertainment	68,400.00	22,800.00	0.00
02101	050500100100	0000000000000000	00000	50910899	21020107	Utility	1,480,901.00	343,800.00	0.00
02101	050500100100	0000000000000000	00000	50910899	21020106	Transport	11,508,109.00	2,521,200.00	0.00
02101	050500100100	0000000000000000	00000	50910899	21020108	Domestic Servant	2,573,463.96	1,147,110.24	0.00
02101	050500100100	0000000000000000	00000	50910899	21020103	Leave Grant	10,196,320.40	1,535,298.00	0.00
<b>OVERHEAD COST</b>							<b>15,222,000.00</b>	<b>2,076,058.33</b>	<b>850,000.00</b>
<b>22020100 TRAVEL AND TRANSPORT - GENERAL</b>							<b>3,150,100.00</b>	<b>1,336,100.00</b>	<b>500,000.00</b>
02101	050500100100	0000000000000000	00000	50910899	22020101	Local Travel and Transport	3,150,100.00	1,336,100.00	500,000.00
<b>22020200 UTILITIES - GENERAL</b>							<b>195,500.00</b>	<b>120,500.00</b>	<b>0.00</b>
02101	050500100100	0000000000000000	00000	50910899	22020202	Telephone Charges	108,000.00	108,000.00	0.00
02101	050500100100	0000000000000000	00000	50910899	22020212	Mails, Courier, Diplomatic Mail	87,500.00	12,500.00	0.00
<b>22020300 MATERIALS AND SUPPLIES - GENERAL</b>							<b>1,550,600.00</b>	<b>203,000.00</b>	<b>50,000.00</b>
02101	050500100100	0000000000000000	00000	50910899	22020316	Computer Materials And Supplies_22020316	523,500.00	73,000.00	0.00
02101	050500100100	0000000000000000	00000	50910899	22020314	Other Material and Supplies	90,000.00	0.00	50,000.00
02101	050500100100	0000000000000000	00000	50910899	22020315	Office Material And Supplies	937,100.00	130,000.00	0.00
<b>22020400 MAINTENANCE SERVICES - GENERAL</b>							<b>7,888,300.00</b>	<b>405,000.00</b>	<b>250,000.00</b>
02101	050500100100	0000000000000000	00000	50910899	22020401	Maintenance Of Motor Vehicle/Transport Equipment	5,208,300.00	50,000.00	250,000.00
02101	050500100100	0000000000000000	00000	50910899	22020402	Maintenance Of Office Furniture	250,000.00	0.00	0.00
02101	050500100100	0000000000000000	00000	50910899	22020405	Maintenance Of Plants/Generators	1,400,000.00	0.00	0.00
02101	050500100100	0000000000000000	00000	50910899	22020415	Maintenance Of Office Equipments	320,000.00	0.00	0.00
02101	050500100100	0000000000000000	00000	50910899	22020420	Maintenance -Others Infrastructure (diesel)	710,000.00	355,000.00	0.00
<b>22020500 TRAINING - GENERAL</b>							<b>1,000,000.00</b>	<b>0.00</b>	<b>0.00</b>
02101	050500100100	0000000000000000	00000	50910899	22020501	Local Training	1,000,000.00	0.00	0.00
<b>22020900 FINANCIAL CHARGES - GENERAL</b>							<b>600,000.00</b>	<b>0.00</b>	<b>50,000.00</b>
02101	050500100100	0000000000000000	00000	50910899	22020901	Bank Charges (Other Than Interest)	600,000.00	0.00	50,000.00
<b>22021000 MISCELLANEOUS EXPENSES GENERAL</b>							<b>837,500.00</b>	<b>11,458.33</b>	<b>0.00</b>
02101	050500100100	0000000000000000	00000	50910899	22021057	Entertainment at Meetings	637,500.00	11,458.33	0.00

**CERTIFIED TRUE COPY**





# CROSS RIVER STATE CHART OF ACCOUNT 2020

## SOCIAL

### 050500100100 MOCT MINISTRY OF COMMUNICATION TECHNOLOGY

Fund	Administrative	Programme	Functic	Geo	Economic	Description	Approved Budget 2020	Approved Provision 2019	Actual Rev./Exp. Jan -Aug 2019
02101	050500100100	0000000000000000	00000	50910899	22021047	Servicom	200,000.00	0.00	0.00
<b>CONSOLIDATED REVENUE CHARGES</b>							<b>9,895,742.16</b>	<b>4,776,848.89</b>	<b>0.00</b>
02101	050500100100	0000000000000000	00000	50910899	21010103	Consolidated Revenue Fund Charge- Salaries	9,895,742.16	4,776,848.89	0.00
<b>CAPITAL EXPENDITURE</b>							<b>2,847,291,000.00</b>	<b>2,847,291,000.00</b>	
03101	050500100100	099000000015719	70471	50910899	23010113	Purchase of Computers for MDAs	12,000,000.00	12,000,000.00	
03101	050500100100	099000000015704	71091	50910899	32010614	Enabling Technology for Blind	5,661,000.00	5,661,000.00	
03101	050500100100	099000000015720	70472	50910899	23050115	GBT Centres in Three Senatorial Districts	90,000,000.00	90,000,000.00	
03101	050500100100	099000000015703	71081	50910899	32010907	Application and Database, E- Channels and Support Services for all MDAs Centre	60,000,000.00	60,000,000.00	
03101	050500100100	099000000015702	71081	50910899	23010119	Procurement of 250KVA Generator Set for TKC	12,000,000.00	12,000,000.00	
03101	050500100100	099000000015710	70131	50910899	32030111	Hosting of NCCT2017	15,000,000.00	15,000,000.00	
03101	050500100100	099000000015701	71071	50910899	23050114	Training of Exco, House of Assembly, Judges and Political Appointees	20,000,000.00	20,000,000.00	
03101	050500100100	099000000015718	70461	50910899	32030111	Web Hosting and Maintenance	10,000,000.00	10,000,000.00	
03101	050500100100	099000000015721	70472	50910899	23050115	Domiciliary Budget Committee meetings and Preparation	500,000.00	500,000.00	
03101	050500100100	099000000015722	70472	50910899	23030126	Use of ICT in Formal Educational Institutions (Consultancy, Capacity Building acquisition subsides awareness workshop	5,000,000.00	5,000,000.00	
03101	050500100100	099000000015714	71081	50910899	23020127	ICT Facility park initiative (Consultancy & Studies)/TKC	25,000,000.00	25,000,000.00	
03101	050500100100	099000000015705	71081	50910899	23020127	Network Expansion/Smartcity project, Phase 2	2,000,000,000.00	2,000,000,000.00	
03101	050500100100	099000000015723	70461	50910899	32030105	Hardware/Software Incubation Centre/Dignostic and Reverse Engineering Tools	60,000,000.00	60,000,000.00	
03101	050500100100	099000000015713	71081	50910899	32030106	Software Licences and System Implementation (EDMS, CRM, EPM)	35,000,000.00	35,000,000.00	
03101	050500100100	099000000015717	70461	50910899	23050115	Project Management System	2,000,000.00	2,000,000.00	
03101	050500100100	099000000015706	71081	50910899	32010919	Provide Sate E - Library	300,000,000.00	300,000,000.00	
03101	050500100100	099000000015715	71091	50910899	32020127	Workshop for MDAs, Local Govt. Councils and Local ICT Forum	5,000,000.00	5,000,000.00	
03101	050500100100	099000000015707	71091	50910899	23030120	Renovation of MICT Building Block and Furniture	20,000,000.00	20,000,000.00	
03101	050500100100	099000000015712	70131	50910899	23050114	Training of ICT Staffs on Professional Fields	10,000,000.00	10,000,000.00	
03101	050500100100	099000000015716	71081	50910899	32010511	Internet Bandwith & Bandwith Management	30,000,000.00	30,000,000.00	
03101	050500100100	099000000015709	71081	50910899	23050113	Monthly Summit / Forum and Haccathos Competition of Youth Innocent	48,000,000.00	48,000,000.00	
03101	050500100100	099000000015708	70131	50910899	23050114	Provide for upgrade of 4 training Laboratories	82,130,000.00	82,130,000.00	
03101	050500100100	099000000015711	70131	50910899	23050114	INFORMATION AND COMMUNICATION			

30-2-2020





**CROSS RIVER STATE CHART OF ACCOUNT 2020**

**SOCIAL**

**050500100100 MOCT MINISTRY OF COMMUNICATION TECHNOLOGY**

<u>Fund</u>	<u>Administrative</u>	<u>Programme</u>	<u>Functic</u>	<u>Geo</u>	<u>Economic</u>	<u>Description</u>	<u>Approved Budget 2020</u>	<u>Approved Provision 2019</u>	<u>Actual Rev./Exp.</u> <u>Jan -Aug 2019</u>
<b>SUMMARY</b>									
						<b>Recurrent Revenue</b>	6,000,000.00	6,040,000.00	0.00
						<b>Capital Receipts</b>			0.00
						<b>TOTAL</b>	<b>6,000,000.00</b>	<b>6,040,000.00</b>	<b>0.00</b>
						<b>Personnel Cost</b>	175,291,432.00	48,670,952.46	0.00
						<b>Overhead Cost</b>	15,222,000.00	2,076,058.33	850,000.00
						<b>Consolidated Revenue Charges</b>	9,895,742.16	4,776,848.89	0.00
						<b>SUB-TOTAL</b>	200,409,174.16	55,523,859.68	850,000.00
						<b>Capital Expenditure</b>	2,847,291,000.00	2,847,291,000.00	
						<b>TOTAL</b>	<b>3,047,700,174.16</b>	<b>2,902,814,859.68</b>	<b>850,000.00</b>

30-2-2020  
  
**CERTIFIED TRUE COPY**




# CROSS RIVER STATE CHART OF ACCOUNT 2020

## SOCIAL

### 051300100100 MOYSA MINISTRY OF YOUTH AND SKILL ACQUISITION

Fund	Administrative	Programme	Func	Geo	Economic	Description	Approved Budget 2020	Approved Provision 2019	Actual Rev./Exp. Jan -Aug 2019
<b>PERSONNEL COST</b>							<b>49,369,262.35</b>	<b>42,368,834.22</b>	<b>28,245,871.49</b>
<b>21010100 SALARIES AND WAGES</b>							<b>29,483,034.17</b>	<b>21,972,023.28</b>	<b>14,648,015.52</b>
02101	051300100100	0000000000000000	00000	50910899	21010105	Provision For Promotion	8,301,310.56	0.00	0.00
02101	051300100100	0000000000000000	00000	50910899	21010101	Salary	21,181,723.61	21,972,023.28	14,648,015.52
<b>21020100 ALLOWANCES</b>							<b>19,886,228.18</b>	<b>20,396,810.94</b>	<b>13,597,855.97</b>
02101	051300100100	0000000000000000	00000	50910899	21020108	Domestic Servant	2,943,116.40	2,943,116.40	1,962,059.60
02101	051300100100	0000000000000000	00000	50910899	21020104	Meal Subsidy_21020104	692,562.00	1,470,863.77	980,575.85
02101	051300100100	0000000000000000	00000	50910899	21020105	Rent	10,590,861.81	10,986,011.64	7,324,007.76
02101	051300100100	0000000000000000	00000	50910899	21020106	Transport	3,046,216.80	3,081,246.96	2,054,164.64
02101	051300100100	0000000000000000	00000	50910899	21020103	Leave Grant	2,118,172.37	1,426,885.97	951,257.32
02101	051300100100	0000000000000000	00000	50910899	21020109	Entertainment	79,800.00	68,400.00	45,600.00
02101	051300100100	0000000000000000	00000	50910899	21020107	Utility	415,498.80	420,286.20	280,190.80
<b>OVERHEAD COST</b>							<b>2,657,200.00</b>	<b>2,657,200.00</b>	<b>0.00</b>
<b>22020100 TRAVEL AND TRANSPORT - GENERAL</b>							<b>492,400.00</b>	<b>492,400.00</b>	<b>0.00</b>
02101	051300100100	0000000000000000	00000	50910899	22020102	Local Travel and Transport	492,400.00	492,400.00	0.00
<b>22020200 UTILITIES - GENERAL</b>							<b>76,800.00</b>	<b>76,800.00</b>	<b>0.00</b>
02101	051300100100	0000000000000000	00000	50910899	22020212	Mails, Courier, Diplomatic Mail	76,800.00	76,800.00	0.00
<b>22020300 MATERIALS AND SUPPLIES - GENERAL</b>							<b>561,600.00</b>	<b>561,600.00</b>	<b>0.00</b>
02101	051300100100	0000000000000000	00000	50910899	22020315	Office Material And Supplies	248,884.00	248,884.00	0.00
02101	051300100100	0000000000000000	00000	50910899	22020304	Magazines and Periodicals	9,600.00	9,600.00	0.00
02101	051300100100	0000000000000000	00000	50910899	22020316	Computer Materials And Supplies_22020316	303,116.00	303,116.00	0.00
<b>22020400 MAINTENANCE SERVICES - GENERAL</b>							<b>902,400.00</b>	<b>902,400.00</b>	<b>0.00</b>
02101	051300100100	0000000000000000	00000	50910899	22020414	Maintenance Of Computer And It Equipments	96,000.00	96,000.00	0.00
02101	051300100100	0000000000000000	00000	50910899	22020401	Maintenance Of Motor Vehicle/Transport Equipment	576,000.00	576,000.00	0.00
02101	051300100100	0000000000000000	00000	50910899	22020405	Maintenance Of Plants/Generators	230,400.00	230,400.00	0.00
<b>22020900 FINANCIAL CHARGES - GENERAL</b>							<b>36,000.00</b>	<b>36,000.00</b>	<b>0.00</b>
02101	051300100100	0000000000000000	00000	50910899	22020901	Bank Charges (Other Than Interest)	36,000.00	36,000.00	0.00
<b>22021000 MISCELLANEOUS EXPENSES GENERAL</b>							<b>588,000.00</b>	<b>588,000.00</b>	<b>0.00</b>
02101	051300100100	0000000000000000	00000	50910899	22021047	Servicom	108,000.00	108,000.00	0.00
02101	051300100100	0000000000000000	00000	50910899	22021052	Financial Assistance	480,000.00	480,000.00	0.00
<b>CONSOLIDATED REVENUE CHARGES</b>							<b>4,776,851.00</b>	<b>4,776,851.00</b>	<b>3,184,567.33</b>
02101	051300100100	0000000000000000	00000	50910899	21010103	Consolidated Revenue Fund Charge- Salaries	4,776,851.00	4,776,851.00	3,184,567.33
<b>CAPITAL EXPENDITURE</b>							<b>1,692,153,860.00</b>	<b>4,644,928,360.00</b>	
03101	051300100100	099000000016122	71081	50910899	23050115	L.G.A YOUTH Offices	1,300,000.00	1,300,000.00	
03101	051300100100	099000000016101	71091	50910899	32010206	Social Security Scheme	100,000,000.00	325,000,000.00	
03101	051300100100	099000000016103	71081	50910899	23010139	Purchase of Office Equipment			
03101	051300100100	099000000016102	71081	50910899	23050115	NYSC orientation camp Obubra	165,000,000.00	195,000,000.00	
03101	051300100100	099000000016124	70133	50910899	23050115	Social Work Practicum - IT	195,000.00	195,000.00	
03101	051300100100	099000000016104	71081	50910899	23050115	Subvention to Youth Organizations	1,300,000.00	1,300,000.00	





# CROSS RIVER STATE CHART OF ACCOUNT 2020


## SOCIAL

### 051300100100 MOYSA MINISTRY OF YOUTH AND SKILL ACQUISITION

Fund	Administrative	Programme	Funcic	Geo	Economic	Description	Approved Budget 2020	Approved Provision 2019	Actual Rev./Exp. Jan -Aug 2019
03101	051300100100	099000000016111	70131	50910899	23010909	Development of Data Base	650,000.00	650,000.00	
03101	051300100100	099000000016129	71081	50910899	23010112	Purchase of Office Furniture	23,250,000.00	23,250,000.00	
03101	051300100100	099000000016130	70133	50910899	23050115	World Youth Skill Day	2,000,000.00		
03101	051300100100	099000000016121	70130	50910899	23050115	National Youth Paliament	1,000,000.00		
03101	051300100100	099000000016120	70133	50910899	23050115	State Youth Paliament	1,300,000.00	1,300,000.00	
03101	051300100100	099000000016117	71081	50910899	23050115	Youth Conference / Convention	1,300,000.00	1,300,000.00	
03101	051300100100	099000000016116	70133	50910899	23050115	Youth Council	1,300,000.00	1,300,000.00	
03101	051300100100	099000000016128	70133	50910899	23050115	Youth Muti-sectoral Development Programe	50,000,000.00	195,000,000.00	
03101	051300100100	099000000016112	70131	50910899	23050114	Entrepreneurship Development and Start-up Training	50,000,000.00	1,300,000.00	
03101	051300100100	099000000016115	70133	50910899	23050115	NYSC Orientation Programmes	1,300,000.00	1,300,000.00	
03101	051300100100	099000000016119	70133	50910899	23050115	Talent Hunt	5,000,000.00	650,000.00	
03101	051300100100	099000000016110	70482	50910899	23050115	Capacity Building for Youth in Agriculture	1,500,000.00	975,000.00	
03101	051300100100	099000000016109	70131	50910899	23050114	Skill Aquisition Training	20,000,000.00	2,112,500.00	
03101	051300100100	099000000016108	70133	50910899	23020103	Monitoring and Evaluation	325,000.00	325,000.00	
03101	051300100100	099000000016107	70131	50910899	23050114	Citizenship and Leadership Development Training	581,360.00	518,360.00	
03101	051300100100	099000000016106	70131	50910899	23050114	Values Re-orientation Training	422,500.00	422,500.00	
03101	051300100100	099000000016114	70482	50910899	23050115	Micro-Credit for Youth in Agriculture		1,300,000.00	
03101	051300100100	099000000016105	71081	50910899	23050115	International Youth Week Celebration	1,950,000.00	1,950,000.00	
03101	051300100100	099000000016126	70482	50910899	23050115	Youth in Agriculture	8,450,000.00	8,450,000.00	
03101	051300100100	099000000016113	70161	50910899	23050110	CRS Job Centre and Employment Trust Fund Office	250,000,000.00	3,550,000,000.00	
03101	051300100100	099000000016125	70131	50910899	32030108	Construction and Equiping of Youth Development and Entrepreurship training Centre in 6 LGA's across the three Senatorial Districts/Skill Acquisition	500,000,000.00	300,000,000.00	
03101	051300100100	099000000016127	70133	50910899	23050115	Youth Empowerment Scheme	500,000,000.00	26,000,000.00	
03101	051300100100	099000000016118	70133	50910899	23050103	Youth Track	130,000.00	130,000.00	
03101	051300100100	099000000016123	71081	50910899	23050115	Sponsorship of Youth Activities	3,900,000.00	3,900,000.00	

#### SUMMARY

<b>Recurrent Revenue</b>			0.00
<b>Capital Receipts</b>			0.00
<b>TOTAL</b>			<b>0.00</b>
<b>Personnel Cost</b>	49,369,262.35	42,368,834.22	28,245,871.49
<b>Overhead Cost</b>	2,657,200.00	2,657,200.00	0.00
<b>Consolidated Revenue Charges</b>	4,776,851.00	4,776,851.00	3,184,567.33
<b>SUB-TOTAL</b>	56,803,313.35	49,802,885.22	31,430,438.82
<b>Capital Expenditure</b>	1,692,153,860.00	4,644,928,360.00	
<b>TOTAL</b>	<b>1,748,957,173.35</b>	<b>4,694,731,245.22</b>	<b>31,430,438.82</b>






# CROSS RIVER STATE CHART OF ACCOUNT 2020

## SOCIAL

### 051400100100 MOWA MINISTRY OF WOMEN AFFAIRS

Fund	Administrative	Programme	Func	Geo	Economic	Description	Approved Budget 2020	Approved Provision 2019	Actual Rev./Exp. Jan -Aug 2019
<b>RECURRENT REVENUE</b>							<b>18,947.37</b>	<b>3,082,845.71</b>	<b>0.00</b>
<b>12020700 EARNINGS -GENERAL</b>							<b>18,947.37</b>	<b>2,600,000.00</b>	<b>0.00</b>
02101	051400100100	0000000000000000	00000	50910899	12020757	Earnings From Women Affairs Nursery Shool	0.00	1,400,000.00	0.00
02101	051400100100	0000000000000000	00000	50910899	12020755	Earning From Women Development Centre	18,947.37	1,200,000.00	0.00
<b>12024000 EARNINGS - GENERAL</b>							<b>0.00</b>	<b>482,845.71</b>	<b>0.00</b>
02101	051400100100	0000000000000000	00000	50910899	12024110	Other Earnings	0.00	334,500.00	0.00
02101	051400100100	0000000000000000	00000	50910899	12024104	Women Affairs Nursery / Primary	0.00	148,345.71	0.00
<b>PERSONNEL COST</b>							<b>17,891,082.55</b>	<b>47,213,533.76</b>	<b>21,198,600.95</b>
<b>21010100 SALARIES AND WAGES</b>							<b>9,853,163.63</b>	<b>24,933,106.84</b>	<b>10,660,119.80</b>
02101	051400100100	0000000000000000	00000	50910899	21010101	Salary	9,853,163.63	24,063,263.20	10,660,119.80
02101	051400100100	0000000000000000	00000	50910899	21010106	Provision For Salary Increment	0.00	869,843.64	0.00
<b>21020100 ALLOWANCES</b>							<b>8,037,918.92</b>	<b>22,280,426.92</b>	<b>10,538,481.15</b>
02101	051400100100	0000000000000000	00000	50910899	21020107	Utility	329,117.25	442,326.00	220,952.55
02101	051400100100	0000000000000000	00000	50910899	21020106	Transport	412,597.22	3,242,484.96	1,546,449.74
02101	051400100100	0000000000000000	00000	50910899	21020109	Entertainment	56,050.00	634,223.28	38,000.00
02101	051400100100	0000000000000000	00000	50910899	21020108	Domestic Servant	599,752.82	2,943,116.40	1,618,700.02
02101	051400100100	0000000000000000	00000	50910899	21020103	Leave Grant	1,785,121.09	2,368,713.72	1,112,766.72
02101	051400100100	0000000000000000	00000	50910899	21020104	Meal Subsidy_21020104	928,699.15	698,112.40	442,579.07
02101	051400100100	0000000000000000	00000	50910899	21020105	Rent	3,926,581.39	11,951,450.16	5,559,033.05
<b>OVERHEAD COST</b>							<b>5,000,000.00</b>	<b>17,721,600.00</b>	<b>500,000.00</b>
<b>22020100 TRAVEL AND TRANSPORT - GENERAL</b>							<b>874,316.80</b>	<b>4,707,116.80</b>	<b>20,000.00</b>
02101	051400100100	0000000000000000	00000	50910899	22020102	Local Travel and Transport	874,316.80	4,707,116.80	20,000.00
<b>22020200 UTILITIES - GENERAL</b>							<b>38,400.00</b>	<b>38,400.00</b>	<b>0.00</b>
02101	051400100100	0000000000000000	00000	50910899	22020211	Other Utility	38,400.00	38,400.00	0.00
<b>22020300 MATERIALS AND SUPPLIES - GENERAL</b>							<b>789,396.00</b>	<b>1,222,336.00</b>	<b>253,200.00</b>
02101	051400100100	0000000000000000	00000	50910899	22020316	Computer Materials And Supplies_22020316	153,460.00	405,440.00	0.00
02101	051400100100	0000000000000000	00000	50910899	22020317	Other Social Function	199,680.00	279,680.00	156,200.00
02101	051400100100	0000000000000000	00000	50910899	22020315	Office Material And Supplies	335,648.00	436,608.00	97,000.00
02101	051400100100	0000000000000000	00000	50910899	22020302	Books_22020302	100,608.00	100,608.00	0.00
<b>22020400 MAINTENANCE SERVICES - GENERAL</b>							<b>1,289,500.00</b>	<b>6,549,760.00</b>	<b>206,800.00</b>
02101	051400100100	0000000000000000	00000	50910899	22020401	Maintenance Of Motor Vehicle/Transport Equipment	459,200.00	1,459,200.00	92,800.00
02101	051400100100	0000000000000000	00000	50910899	22020402	Maintenance Of Office Furniture	446,700.00	4,136,960.00	29,000.00
02101	051400100100	0000000000000000	00000	50910899	22020404	Maintenance Of Office / It Equipments	313,600.00	313,600.00	85,000.00
02101	051400100100	0000000000000000	00000	50910899	22020414	Maintenance Of Computer And It Equipments	70,000.00	640,000.00	0.00
<b>22020600 OTHER SERVICES - GENERAL</b>							<b>217,600.00</b>	<b>473,600.00</b>	<b>15,000.00</b>
02101	051400100100	0000000000000000	00000	50910899	22020605	Cleaning and Fumigation Services	217,600.00	217,600.00	15,000.00
02101	051400100100	0000000000000000	00000	50910899	22020635	Other Service	0.00	256,000.00	0.00
<b>22020700 CONSULTING AND PROFESSIONAL SERVICES - GEN</b>							<b>200,000.00</b>	<b>384,000.00</b>	<b>0.00</b>
02101	051400100100	0000000000000000	00000	50910899	22020708	Medical Consulting	0.00	128,000.00	0.00





# CROSS RIVER STATE CHART OF ACCOUNT 2020

## SOCIAL

### 051400100100 MOWA MINISTRY OF WOMEN AFFAIRS

Fund	Administrative	Programme	Func	Geo	Economic	Description	Approved Budget 2020	Approved Provision 2019	Actual Rev./Exp. Jan -Aug 2019
02101	051400100100	0000000000000000	00000	50910899	22020715	Other Professional Services	200,000.00	256,000.00	0.00
							<b>1,590,787.20</b>	<b>4,346,387.20</b>	<b>5,000.00</b>
<b>22021000 MISCELLANEOUS EXPENSES GENERAL</b>									
02101	051400100100	0000000000000000	00000	50910899	22021048	Burial	89,600.00	224,000.00	0.00
02101	051400100100	0000000000000000	00000	50910899	22021057	Entertainment at Meetings	967,187.20	2,760,787.20	5,000.00
02101	051400100100	0000000000000000	00000	50910899	22021052	Financial Assistance	120,000.00	272,000.00	0.00
02101	051400100100	0000000000000000	00000	50910899	22021004	Medical Expenses-Local	414,000.00	1,089,600.00	0.00
<b>CONSOLIDATED REVENUE CHARGES</b>							<b>9,895,768.40</b>	<b>15,013,769.40</b>	<b>2,530,954.05</b>
02101	051400100100	0000000000000000	00000	50910899	21010103	Consolidated Revenue Fund Charge- Salaries	9,895,768.40	15,013,769.40	2,530,954.05
<b>CAPITAL EXPENDITURE</b>							<b>1,532,045,050.00</b>	<b>2,594,045,000.00</b>	
03101	051400100100	099000000016518	71091	50910899	23020109	Better Life for Rural Dwellers	250,000,000.00	650,000,000.00	
03101	051400100100	099000000016517	71091	50910899	23010112	Office Furniture	4,225,000.00	4,225,000.00	
03101	051400100100	099000000016516	71091	50910899	23050103	Monitoring and Evaluation of all Programmes and Project of the Ministry	2,112,500.00	2,112,500.00	
03101	051400100100	099000000016515	71041	50910899	23050104	CRS Solemn Assembly/Coalition of Wives ofGovernors	11,700,000.00	11,700,000.00	
03101	051400100100	099000000016514	70134	50910899	23050105	Consultancy Activities	2,112,500.00	2,112,500.00	
03101	051400100100	099000000016513	71081	50910899	23050104	International Day for Elimination of Violence against Women and Children	1,267,500.00	1,267,500.00	
03101	051400100100	099000000016519	71091	50910899	23010124	Etang Civil Development Skill Acquisition Centre			
03101	051400100100	099000000016535	71091	50910899	23050104	Annual Christmas Women Sport/Camping in all the LGAs	24,750,000.00	24,750,000.00	
03101	051400100100	099000000016538	71091	50910899	32020506	Reduction of Maternal/Infant Mortality through provision of 50 tricycle ambulance towards in difficult terrain	12,675,000.00	12,675,000.00	
03101	051400100100	099000000016524	71091	50910899	23050110	Promotion of 35% Affirmative Action	5,992,550.00	21,992,500.00	
03101	051400100100	099000000016501	71081	50910899	32010206	Social Security Scheme	150,000,000.00	250,000,000.00	
03101	051400100100	099000000016552	71071	50910899	23050110	Gender Base Violence Centre (GBV) for Women and Children	10,000,000.00	10,000,000.00	
03101	051400100100	099000000016553	71041	50910899	23010124	Parenting Skill Education	4,000,000.00	12,000,000.00	
03101	051400100100	099000000016551	71041	50910899	23050106	Sexual Asult Refearl Centre (SARC) for Children and Women	4,000,000.00	10,000,000.00	
03101	051400100100	099000000016531	71091	50910899	23010133	Statistical Survey for Gender Data Bank	2,112,500.00	2,112,500.00	
03101	051400100100	099000000016528	71091	50910899	23010124	Skill acquisition training and Provision of Equipment through CGS Funding	8,450,000.00	8,450,000.00	
03101	051400100100	099000000016529	71091	50910899	23050106	Facilitation of the formation of Women cooperative groups int the State	2,112,500.00	2,112,500.00	
03101	051400100100	099000000016527	71091	50910899	32010922	Legal Counseling/ Awareness Creation on Violence	845,000.00	845,000.00	
03101	051400100100	099000000016537	71091	50910899	32010925	Printing/Desimination of Gender Based Laws to all LGAS	1,267,500.00	1,267,500.00	
03101	051400100100	099000000016530	71091	50910899	32030108	Capacity Building for Registered NGO's CBO's FBO's CSO's	3,000,000.00	3,000,000.00	
03101	051400100100	099000000016521	71091	50910899	23010124	Training of OVC Care Gvers/Completion of OVC Centre	845,000.00	845,000.00	
03101	051400100100	099000000016526	71091	50910899	23010140	Press and Publication	422,500.00	422,500.00	
03101	051400100100	099000000016556	71071	50910899	32020506	Provision of free Health Crae for pregnant Women /Children under Five Yaers of Age	350,000,000.00	500,000,000.00	

**CERTIFIED TRUE COPY**



# CROSS RIVER STATE CHART OF ACCOUNT 2020

## SOCIAL

### 051400100100 MOWA MINISTRY OF WOMEN AFFAIRS

Fund	Administrative	Programme	Functic	Geo	Economic	Description	Approved Budget 2020	Approved Provision 2019	Actual Rev./Exp. Jan -Aug 2019
03101	051400100100	099000000016532	71091	50910899	23010925	Dissemination/Distribution of Gender Based Laws	1,267,500.00	1,267,500.00	
03101	051400100100	099000000016533	71091	50910899	23010124	Training/provision of Equipment to Traditional Birth attendants	2,112,500.00	2,112,500.00	
03101	051400100100	099000000016534	71091	50910899	32030101	Bounty to Triplets / Financial Assistance	10,000,000.00	10,000,000.00	
03101	051400100100	099000000016525	71091	50910899	23050104	Educational Competition/ Children day Celebration	11,650,000.00	11,650,000.00	
03101	051400100100	099000000016522	71091	50910899	23050104	Intenational Women day Celebration	2,080,000.00	2,080,000.00	
03101	051400100100	099000000016520	71091	50910899	32010922	Implementation of the child Rights Law	2,000,000.00	7,000,000.00	
03101	051400100100	099000000016557	71091	50910899	23010124	Training of Wome Development Officer (WDOs) on Child Protection Issues	10,000,000.00	20,000,000.00	
03101	051400100100	099000000016507	71081	50910899	23050101	Sensitization and Mobilization of Women for Development activities of AWAKE	2,112,500.00	2,112,500.00	
03101	051400100100	099000000016502	71041	50910899	23010130	Advocacy programme on the importance of Girl Child	2,112,500.00	2,112,500.00	
03101	051400100100	099000000016503	71041	50910899	32030108	Capacity Building for women for Value Addition	2,112,500.00	2,112,500.00	
03101	051400100100	099000000016504	71071	50910899	32030101	Cash Transfer for Vulnerable Widows	400,000,000.00	700,000,000.00	
03101	051400100100	099000000016555	71041	50910899	23010124	Skill acquisition for social reintegration of refugees and IDPs	5,000,000.00	20,000,000.00	
03101	051400100100	099000000016506	71091	50910899	23050101	Resuscitation of Cottage Industries in the State/Building of Cottage Industries			
03101	051400100100	099000000016508	71071	50910899	23050108	Strategic Partnership with UNICEF, UNDP etc.	7,675,000.00	12,675,000.00	
03101	051400100100	099000000016509	71081	50910899	32050108	Study Tour	2,957,500.00	2,957,500.00	
03101	051400100100	099000000016511	71071	50910899	23050108	Stratsgic Partnership With Investors	3,250,000.00	3,250,000.00	
03101	051400100100	099000000016512	71081	50910899	23050106	Provision of Household Economic Strenghtening for OVCs	10,125,000.00	21,125,000.00	
03101	051400100100	099000000016539	71091	50910899	23030120	Renovation of Offices Accommodation	4,225,000.00	4,225,000.00	
03101	051400100100	099000000016540	71091	50910899	23050102	Procurement/Distribution of Computers/Photocopiers	2,112,500.00	2,112,500.00	
03101	051400100100	099000000016541	71091	50910899	23050110	Facilitation and Promotion of Gender Mainstreaming	2,112,500.00	2,112,500.00	
03101	051400100100	099000000016510	71091	50910899	23050101	Rehabilitation of Civil Development Skill Acquisition Centre	5,000,000.00	6,500,000.00	
03101	051400100100	099000000016549	71041	50910899	23050106	World Widows day (Gifts Items)/Training of Widows	111,800,000.00	111,800,000.00	
03101	051400100100	099000000016505	70122	50910899	32030101	Financial Assistance	2,112,500.00	2,112,500.00	
03101	051400100100	099000000016542	71041	50910899	23050104	Celebration of the day of the African Child	5,000,000.00	5,000,000.00	
03101	051400100100	099000000016536	71091	50910899	23050104	Children Christmas Camp/Party	5,000,000.00	5,000,000.00	
03101	051400100100	099000000016550	71041	50910899	23050106	Purchase of Office Furnture	4,225,000.00	4,225,000.00	
03101	051400100100	099000000016548	71041	50910899	23050106	Child Trafficking activities/ASFAC holidays Programme	3,250,000.00	3,250,000.00	
03101	051400100100	099000000016547	71041	50910899	23050106	Children Parliament Activities	3,250,000.00	3,250,000.00	
03101	051400100100	099000000016545	71081	50910899	23050110	National Council for Women Society(NCWS) Programmes	2,112,500.00	2,112,500.00	
03101	051400100100	099000000016554	71071	50910899	23010130	Advocacy programme for eradication of Girl Child Money Marriage Custom/Practice	5,000,000.00	20,000,000.00	
03101	051400100100	099000000016543	71041	50910899	23050108	Collaboration with the Federal Ministry of Women Affairs	5,000,000.00	5,000,000.00	
03101	051400100100	099000000016546	71041	50910899	23050106	Renovation of Cottage Industries	45,500,000.00	45,500,000.00	

30-2-2020



# CROSS RIVER STATE CHART OF ACCOUNT 2020

## SOCIAL

### 051400100100 MOWA MINISTRY OF WOMEN AFFAIRS

<u>Fund</u>	<u>Administrative</u>	<u>Programme</u>	<u>Funcic</u>	<u>Geo</u>	<u>Economic</u>	<u>Description</u>	<u>Approved Budget 2020</u>	<u>Approved Provision 2019</u>	<u>Actual Rev./Exp.</u> <u>Jan -Aug 2019</u>
03101	051400100100	099000000016544	71081	50910899	23030120	Resuscitation of Cottage Industries in the State/Building of Cottage Industries		19,500,000.00	

#### SUMMARY

<b>Recurrent Revenue</b>	18,947.37	3,082,845.71	0.00
<b>Capital Receipts</b>			0.00
<b>TOTAL</b>	<b>18,947.37</b>	<b>3,082,845.71</b>	<b>0.00</b>
<b>Personnel Cost</b>	17,891,082.55	47,213,533.76	21,198,600.95
<b>Overhead Cost</b>	5,000,000.00	17,721,600.00	500,000.00
<b>Consolidated Revenue Charges</b>	9,895,768.40	15,013,769.40	2,530,954.05
<b>SUB-TOTAL</b>	<b>32,786,850.95</b>	<b>79,948,903.16</b>	<b>24,229,555.00</b>
<b>Capital Expenditure</b>	1,532,045,050.00	2,594,045,000.00	
<b>TOTAL</b>	<b>1,564,831,900.95</b>	<b>2,673,993,903.16</b>	<b>24,229,555.00</b>








# CROSS RIVER STATE CHART OF ACCOUNT 2020

## SOCIAL

### 051700100100 MOE MINISTRY OF EDUCATION

Fund	Administrative	Programme	Func	Geo	Economic	Description	Approved Budget 2020	Approved Provision 2019	Actual Rev./Exp. Jan -Aug 2019
<b>RECURRENT REVENUE</b>							<b>156,050,000.00</b>	<b>383,161,100.00</b>	<b>46,443,309.00</b>
<b>12020100 LICENCES - GENERAL</b>							<b>4,000,000.00</b>	<b>0.00</b>	<b>0.00</b>
02101	051700100100	0000000000000000	00000	50910899	12020101	Teachers Registration	4,000,000.00	0.00	0.00
<b>12020400 FEES - GENERAL</b>							<b>10,000,000.00</b>	<b>10,000,000.00</b>	<b>0.00</b>
02101	051700100100	0000000000000000	00000	50910899	12020424	Accreditation Fees	10,000,000.00	10,000,000.00	0.00
<b>12020500 FINES - GENERAL</b>							<b>3,000,000.00</b>	<b>3,000,000.00</b>	<b>0.00</b>
02101	051700100100	0000000000000000	00000	50910899	12020506	Fines On Operation Of Illegal Schools	3,000,000.00	3,000,000.00	0.00
<b>12020600 SALES - GENERAL</b>							<b>20,050,000.00</b>	<b>24,050,000.00</b>	<b>0.00</b>
02101	051700100100	0000000000000000	00000	50910899	12020681	Sales Of Unserviceable Items	50,000.00	50,000.00	0.00
02101	051700100100	0000000000000000	00000	50910899	12020653	Placement Charges For Primary Six Pupils	20,000,000.00	24,000,000.00	0.00
<b>12022000 FEES - GENERAL (CONT.)</b>							<b>87,000,000.00</b>	<b>252,195,500.00</b>	<b>0.00</b>
02101	051700100100	0000000000000000	00000	50910899	12022131	Registration of Private Education	10,000,000.00	10,451,000.00	0.00
02101	051700100100	0000000000000000	00000	50910899	12022132	Renewal Fees for Private Education	30,804,500.00	163,549,000.00	0.00
02101	051700100100	0000000000000000	00000	50910899	12022135	French Language Centre	300,000.00	300,000.00	0.00
02101	051700100100	0000000000000000	00000	50910899	12022136	Junior School Certificates Examination	23,600,000.00	33,600,000.00	0.00
02101	051700100100	0000000000000000	00000	50910899	12022232	SSII Mock Promotion Examination	20,295,500.00	42,295,500.00	0.00
02101	051700100100	0000000000000000	00000	50910899	12022130	Search for Lost Certificates	2,000,000.00	2,000,000.00	0.00
<b>12023000 SALES GENERAL (CONT.)</b>							<b>12,000,000.00</b>	<b>12,000,000.00</b>	<b>0.00</b>
02101	051700100100	0000000000000000	00000	50910899	12023114	Sales of Application Forms	12,000,000.00	12,000,000.00	0.00
<b>14070100 EXTRAORDINARY ITEMS_14070100</b>							<b>20,000,000.00</b>	<b>81,915,600.00</b>	<b>46,443,309.00</b>
02101	051700100100	0000000000000000	00000	50910899	14070112	Retention From School Fees For Education Services	10,000,000.00	40,957,800.00	14,740,537.00
02101	051700100100	0000000000000000	00000	50910899	14070113	Retention From School Fees For Schools Sports Competition	10,000,000.00	40,957,800.00	31,702,772.00
<b>CAPITAL RECEIPTS</b>							<b>88,000,000.00</b>	<b>1,111,050,000.00</b>	<b>29,521,360.00</b>
<b>14020200 OTHER CAPITAL RECEIPTS_14020200</b>							<b>88,000,000.00</b>	<b>1,111,050,000.00</b>	<b>29,521,360.00</b>
02101	051700100100	0000000000000000	00000	50910899	14020240	Refunds For Federal Government School Feeding		1,000,000,000.00	
02101	051700100100	0000000000000000	00000	50910899	14020231	Maintenance And Development Of School Facilities	0.00	45,000,000.00	14,471,330.00
02101	051700100100	0000000000000000	00000	50910899	14020236	Primary School Computerization	88,000,000.00	66,050,000.00	15,050,030.00
<b>PERSONNEL COST</b>							<b>157,505,796.79</b>	<b>209,238,263.52</b>	<b>11,820,536.96</b>
<b>21010100 SALARIES AND WAGES</b>							<b>86,432,989.93</b>	<b>111,092,360.30</b>	<b>6,473,662.95</b>
02101	051700100100	0000000000000000	00000	50910899	21010101	Salary	86,432,989.93	111,092,360.30	6,473,662.95
<b>21020100 ALLOWANCES</b>							<b>71,072,806.86</b>	<b>98,145,903.22</b>	<b>5,346,874.01</b>
02101	051700100100	0000000000000000	00000	50910899	21020106	Transport	10,554,559.15	14,584,145.66	836,733.60
02101	051700100100	0000000000000000	00000	50910899	21020109	Entertainment	228,000.00	2,334,949.92	41,142.60
02101	051700100100	0000000000000000	00000	50910899	21020103	Leave Grant	2,621,921.11	9,965,570.16	647,366.29
02101	051700100100	0000000000000000	00000	50910899	21020105	Rent	43,201,925.52	54,351,823.61	3,236,831.47
02101	051700100100	0000000000000000	00000	50910899	21020107	Utility	2,287,098.00	1,978,582.01	114,153.39
02101	051700100100	0000000000000000	00000	50910899	21020104	Meal Subsidy_21020104	1,507,913.80	2,964,048.36	190,287.99
02101	051700100100	0000000000000000	00000	50910899	21020108	Domestic Servant	10,671,389.28	11,966,783.50	280,358.67








# CROSS RIVER STATE CHART OF ACCOUNT 2020

## SOCIAL

### 051700100100 MOE MINISTRY OF EDUCATION

Fund	Administrative	Programme	Func	Geo	Economic	Description	Approved Budget 2020	Approved Provision 2019	Actual Rev./Exp. Jan -Aug 2019
<b>OVERHEAD COST</b>							<b>10,582,189.70</b>	<b>10,455,168.60</b>	<b>0.00</b>
<b>22020100 TRAVEL AND TRANSPORT - GENERAL</b>							<b>2,045,342.85</b>	<b>2,990,073.83</b>	<b>0.00</b>
02101	051700100100	0000000000000000	00000	50910899	22020102	Local Travel and Transport	2,045,342.85	2,990,073.83	0.00
<b>22020200 UTILITIES - GENERAL</b>							<b>0.00</b>	<b>2,013.00</b>	<b>0.00</b>
02101	051700100100	0000000000000000	00000	50910899	22020212	Mails, Courier, Diplomatic Mail	0.00	2,013.00	0.00
<b>22020300 MATERIALS AND SUPPLIES - GENERAL</b>							<b>2,894,397.99</b>	<b>4,602,898.95</b>	<b>0.00</b>
02101	051700100100	0000000000000000	00000	50910899	22020314	Other Material and Supplies	74,900.00	21,000.00	0.00
02101	051700100100	0000000000000000	00000	50910899	22020316	Computer Materials And Supplies_22020316	1,198,020.00	2,115,128.16	0.00
02101	051700100100	0000000000000000	00000	50910899	22020315	Office Material And Supplies	1,617,397.99	2,462,690.79	0.00
02101	051700100100	0000000000000000	00000	50910899	22020318	Printing Of Schools Record And Materials	4,080.00	4,080.00	0.00
<b>22020400 MAINTENANCE SERVICES - GENERAL</b>							<b>3,145,914.20</b>	<b>2,026,562.32</b>	<b>0.00</b>
02101	051700100100	0000000000000000	00000	50910899	22020401	Maintenance Of Motor Vehicle/Transport Equipment	1,589,000.00	1,232,000.00	0.00
02101	051700100100	0000000000000000	00000	50910899	22020414	Maintenance Of Computer And It Equipments	1,556,914.20	794,562.32	0.00
<b>22020900 FINANCIAL CHARGES - GENERAL</b>							<b>100,800.00</b>	<b>100,800.00</b>	<b>0.00</b>
02101	051700100100	0000000000000000	00000	50910899	22020910	Other Financial Expenses	50,400.00	50,400.00	0.00
02101	051700100100	0000000000000000	00000	50910899	22020904	Other Crf Bank Charges	50,400.00	50,400.00	0.00
<b>22021000 MISCELLANEOUS EXPENSES GENERAL</b>							<b>2,395,734.66</b>	<b>732,820.50</b>	<b>0.00</b>
02101	051700100100	0000000000000000	00000	50910899	22021006	Postages and Courier Services	109,562.70	209,562.70	0.00
02101	051700100100	0000000000000000	00000	50910899	22021057	Entertainment at Meetings	2,024,415.36	469,357.80	0.00
02101	051700100100	0000000000000000	00000	50910899	22021047	Servicom	261,756.60	53,900.00	0.00
<b>CONSOLIDATED REVENUE CHARGES</b>							<b>10,133,060.00</b>	<b>9,895,742.16</b>	<b>0.00</b>
02101	051700100100	0000000000000000	00000	50910899	21010103	Consolidated Revenue Fund Charge- Salaries	10,133,060.00	9,895,742.16	0.00
<b>CAPITAL EXPENDITURE</b>							<b>13,698,776,182.00</b>	<b>21,717,802,742.00</b>	
03101	051700100100	099000000028634	70931	50910899	23050108	Collaboration with ICT Education	5,000,000.00	5,000,000.00	
03101	051700100100	099000000028635	70931	50910899	23050110	Schools Intervention from Educational Services	40,000,000.00	80,000,000.00	
03101	051700100100	099000000028636	70922	50910899	23050114	Procurement of Early Child Care Development Education (ECCDE), upper level of UBE (JSS1-3) and Secondary School Curricular.	7,500,000.00	7,500,000.00	
03101	051700100100	099000000028637	70941	50910899	23050113	SERVICOM awareness and Capacity Building, Technical Support on Complaint Handling / Monitoring and Evaluation of Service Window	750,000.00	750,000.00	
03101	051700100100	099000000028628	70961	50910899	23050115	CHORAL&CULTURAL Competition	2,500,000.00	9,161,600.00	
03101	051700100100	099000000028618	70941	50910899	23050108	Collaboration with STEPPING-STONE NIG. on JOLLY PHONETICS in Teaching reading and writing skills in primary schools across the State.	3,627,625.00	3,627,625.00	
03101	051700100100	099000000028626	70942	50910899	23010114	Printing of Transfer Certificate for UBE and Senior Secondary	5,000,000.00	25,000,000.00	
03101	051700100100	099000000028623	70942	50910899	23010139	Provision of Equipment for Labs Workshop, and Library in 60 Secondary School	31,000,000.00	231,000,000.00	
03101	051700100100	099000000028632	70981	50910899	23050114	Education Summit	5,000,000.00	25,000,000.00	
03101	051700100100	099000000028645	70912	50910899	23050110	School Uniform Support for Primary School in the State	200,000,000.00	200,000,000.00	






# CROSS RIVER STATE CHART OF ACCOUNT 2020

## SOCIAL

### 051700100100 MOE MINISTRY OF EDUCATION

Fund	Administrative	Programme	Functic	Geo	Economic	Description	Approved Budget 2020	Approved Provision 2019	Actual Rev./Exp. Jan -Aug 2019
03101	051700100100	099000000028624	70912	50910899	23050114	Action Plan for Skill of Reading of Writing in Primary School	3,000,000.00	10,000,000.00	
03101	051700100100	099000000028638	70941	50910899	23050109	Grant in Aids to 11 Mission Schools Across the State	27,500,000.00	27,500,000.00	
03101	051700100100	099000000028631	70961	50910899	23050114	Capacity Building for Care Giverson ECC/WE	5,087,500.00	5,087,500.00	
03101	051700100100	099000000028633	70921	50910899	23050114	Processing of Primary /Secondary School Continous Assessment Result	50,000,000.00	120,000,000.00	
03101	051700100100	099000000028625	70942	50910899	23050113	Production of News Bulletin for the Ministry	500,000.00	500,000.00	
03101	051700100100	099000000028648	70911	50910899	23020107	Design and Construction of World Class Pre-primary and Primary Schools in 3 Senatorial Districts	300,000,000.00		
03101	051700100100	099000000028646	70912	50910899	23050110	School Uniform Support for Post Primary School in the State	3,000,000,000.00	3,000,000,000.00	
03101	051700100100	099000000028644	70942	50910899	23050110	Feeding of Primary School Pupils	800,000,000.00	800,000,000.00	
03101	051700100100	099000000028643	70911	50910899	23050114	Hosting of 3rd CRS Convocation of Education Summit	5,000,000.00	5,000,000.00	
03101	051700100100	099000000028622	70941	50910899	23050111	Accreditation of Pubic/Private School in the State	15,000,000.00	15,000,000.00	
03101	051700100100	099000000028640	70942	50910899	23050114	Education Sector Annual Performance Review Meetings	3,125,000.00	3,125,000.00	
03101	051700100100	099000000028641	70942	50910899	23050114	Construction of West African Teachers Continuous College Biase	5,000,000,000.00	10,000,000,000.00	
03101	051700100100	099000000028642	70912	50910899	23050114	NOMADIC EDUCATION	2,591,000.00	2,591,000.00	
03101	051700100100	099000000028647	70922	50910899	23020107	Establishment of 3 Model schools	97,175,000.00		
03101	051700100100	099000000028610	70961	50910899	23010114	Development of French Language	2,000,000.00	2,000,000.00	
03101	051700100100	099000000028627	70912	50910899	23010114	Printing of Primary/TECH, Computer Textbooks Phase 3	2,500,000.00	2,500,000.00	
03101	051700100100	099000000028621	70942	50910899	23050115	Completion of Community Education Resources Centre	33,355,489.61	33,355,489.61	
03101	051700100100	099000000028639	70912	50910899	23050114	Capacity Building for Inspectors	3,000,000.00	3,000,000.00	
03101	051700100100	099000000028601	70961	50910899	23050105	Expatriate Staff upkeep and International affiliation related Costs	350,000,000.00	350,000,000.00	
03101	051700100100	099000000028602	70981	50910899	23020107	Construction of British/Canadian International School	150,000,000.00	3,000,000,000.00	
03101	051700100100	099000000028603	70971	50910899	23020107	Model Schools for Gifted Children - Obubra, Biase and Yala	2,000,000,000.00	2,000,000,000.00	
03101	051700100100	099000000028604	70961	50910899	23050114	Training and Re-training of Teachers	2,500,000.00	2,500,000.00	
03101	051700100100	099000000028605	70961	50910899	23020107	Conduct of Examination	30,000,000.00	192,544,000.00	
03101	051700100100	099000000028606	70981	50910899	23050103	Monitoring and Evaluation of Projects	4,000,000.00	4,000,000.00	
03101	051700100100	099000000028608	70961	50910899	23010124	Teacher Registration Council	8,891,600.00	8,891,600.00	
03101	051700100100	099000000028630	70951	50910899	23050114	Conduct of Impact Assesment on the implementation of FLHE/HIV&AIDS Education in Schools across the State.			
03101	051700100100	099000000028629	70961	50910899	23010126	School Sport Competition	10,000,000.00	40,169,500.00	
03101	051700100100	099000000028615	70981	50910899	23050115	School Census	5,000,000.00	14,826,460.00	
03101	051700100100	099000000028609	70961	50910899	23010124	Teachers Registration for Public Primary/Secondary	4,000,000.00	4,000,000.00	
03101	051700100100	099000000028619	70911	50910899	23050114	JOLLY PHOENICS in Teaching reading and writing skills in primary school across the state	5,188,000.00	5,188,000.00	
03101	051700100100	099000000028607	70981	50910899	23010114	Printing of 99882 First School Leaving and Universal Basic Education for the 9-3-4 System	2,500,000.00	2,500,000.00	
03101	051700100100	099000000028617	70911	50910899	23050108	Collaboration with Educomp on E-Learning in School	2,500,000.00	2,500,000.00	





# CROSS RIVER STATE CHART OF ACCOUNT 2020

## SOCIAL

### 051700100100 MOE MINISTRY OF EDUCATION

Fund	Administrative	Programme	Func	Geo	Economic	Description	Approved Budget 2020	Approved Provision 2019	Actual Rev./Exp. Jan -Aug 2019
03101	051700100100	099000000028616	70981	50910899	23050110	Completion on Science, Technology, Mathematics, Debates/Quiz in School	25,025,000.00	25,025,000.00	
03101	051700100100	099000000028620	70941	50910899	23050108	Collaboration / Network with Federal Ministry of Education/Others on Education Policy	4,531,000.00	4,531,000.00	
03101	051700100100	099000000028614	70981	50910899	23020101	Comprehensive Renovation of 60 Secondary Schools	880,000,000.00	880,000,000.00	
03101	051700100100	099000000028613	70961	50910899	23020101	Comprehensive Renovation of 40 Secondary Schools Phase 2	559,428,967.39	559,428,967.39	
03101	051700100100	099000000028612	70961	50910899	23010114	Examination Malpractice Eradication Project	2,500,000.00	2,500,000.00	
03101	051700100100	099000000028611	70961	50910899	23010114	Writing of Civic Education Textbooks for Primary and Secondary Schools.	2,500,000.00	2,500,000.00	

#### SUMMARY

<b>Recurrent Revenue</b>	156,050,000.00	383,161,100.00	46,443,309.00
<b>Capital Receipts</b>	88,000,000.00	1,111,050,000.00	29,521,360.00
<b>TOTAL</b>	<b>244,050,000.00</b>	<b>1,494,211,100.00</b>	<b>75,964,669.00</b>
<b>Personnel Cost</b>	157,505,796.79	209,238,263.52	11,820,536.96
<b>Overhead Cost</b>	10,582,189.70	10,455,168.60	0.00
<b>Consolidated Revenue Charges</b>	10,133,060.00	9,895,742.16	0.00
<b>SUB-TOTAL</b>	178,221,046.49	229,589,174.28	11,820,536.96
<b>Capital Expenditure</b>	13,698,776,182.00	21,717,802,742.00	
<b>TOTAL</b>	<b>13,876,997,228.49</b>	<b>21,947,391,916.28</b>	<b>11,820,536.96</b>






# CROSS RIVER STATE CHART OF ACCOUNT 2020

## SOCIAL

### 051700300100 SUBEB CRS UNIVERSAL BASIC EDU. BOARD

Fund	Administrative	Programme	Functic	Geo	Economic	Description	Approved Budget 2020	Approved Provision 2019	Actual Rev./Exp. Jan -Aug 2019
<b>CAPITAL RECIEPTS</b>							<b>3,262,000,000.00</b>	<b>2,346,054,054.00</b>	<b>0.00</b>
<b>13020400 FOREIGN GRANTS_13020400</b>							<b>1,500,000,000.00</b>	<b>1,042,027,027.00</b>	<b>0.00</b>
02101	051700300100	0000000000000000	00000	50910899	13020421	Counterpart Fund (State Loan)	1,500,000,000.00	1,042,027,027.00	0.00
<b>14020200 OTHER CAPITAL RECEIPTS_14020200</b>							<b>1,762,000,000.00</b>	<b>1,304,027,027.00</b>	<b>0.00</b>
02101	051700300100	0000000000000000	00000	50910899	14020221	Federal Government Ube (Teachers Prof.Development)	161,000,000.00	161,000,000.00	0.00
02101	051700300100	0000000000000000	00000	50910899	14020224	Federal Grant On Physically And Mentally Challenged Programme	51,000,000.00	51,000,000.00	0.00
02101	051700300100	0000000000000000	00000	50910899	14020230	Unicef Assisted Programme	50,000,000.00	50,000,000.00	0.00
02101	051700300100	0000000000000000	00000	50910899	14020222	Federal Government Ube Matching Grant - 2012 Unaccessed Fund	0.00	1,042,027,027.00	0.00
02101	051700300100	0000000000000000	00000	50910899	14020223	Federal Government Ube Matching Grant-2016 Unaccessed	1,500,000,000.00	0.00	0.00
<b>PERSONNEL COST</b>							<b>130,253,484.82</b>	<b>123,906,697.84</b>	<b>0.00</b>
<b>21010100 SALARIES AND WAGES</b>							<b>69,715,906.82</b>	<b>67,852,664.60</b>	<b>0.00</b>
02101	051700300100	0000000000000000	00000	50910899	21010101	Salary	69,715,906.82	67,852,664.60	0.00
<b>21020100 ALLOWANCES</b>							<b>60,537,578.00</b>	<b>56,054,033.24</b>	<b>0.00</b>
02101	051700300100	0000000000000000	00000	50910899	21020101	Non Regular Allowances	0.00	1,800,000.00	0.00
02101	051700300100	0000000000000000	00000	50910899	21020103	Leave Grant	6,571,253.05	6,359,306.82	0.00
02101	051700300100	0000000000000000	00000	50910899	21020109	Entertainment	44,650.00	79,800.00	0.00
02101	051700300100	0000000000000000	00000	50910899	21020104	Meal Subsidy_21020104	2,677,940.39	2,506,318.62	0.00
02101	051700300100	0000000000000000	00000	50910899	21020106	Transport	10,658,596.10	8,847,553.44	0.00
02101	051700300100	0000000000000000	00000	50910899	21020105	Rent	34,172,377.84	32,383,286.60	0.00
02101	051700300100	0000000000000000	00000	50910899	21020107	Utility	2,351,349.00	1,297,995.60	0.00
02101	051700300100	0000000000000000	00000	50910899	21020108	Domestic Servant	1,789,728.70	2,779,772.16	0.00
02101	051700300100	0000000000000000	00000	50910899	21020134	Teaching Allowance	2,271,682.92	0.00	0.00
<b>OVERHEAD COST</b>							<b>216,000,000.00</b>	<b>269,595,060.00</b>	<b>0.00</b>
<b>22020100 TRAVEL AND TRANSPORT - GENERAL</b>							<b>32,911,277.00</b>	<b>32,911,277.00</b>	<b>0.00</b>
02101	051700300100	0000000000000000	00000	50910899	22020101	Local Travel and Transport	32,911,277.00	32,911,277.00	0.00
<b>22020200 UTILITIES - GENERAL</b>							<b>2,171,553.00</b>	<b>2,171,553.00</b>	<b>0.00</b>
02101	051700300100	0000000000000000	00000	50910899	22020201	Electricity Charges	1,200,000.00	1,200,000.00	0.00
02101	051700300100	0000000000000000	00000	50910899	22020212	Mails, Courier, Diplomatic Mail	54,000.00	54,000.00	0.00
02101	051700300100	0000000000000000	00000	50910899	22020203	Internet Access Charges	360,000.00	360,000.00	0.00
02101	051700300100	0000000000000000	00000	50910899	22020205	Water Rates_22020205	360,000.00	360,000.00	0.00
02101	051700300100	0000000000000000	00000	50910899	22020206	Sewage Charges	197,553.00	197,553.00	0.00
<b>22020300 MATERIALS AND SUPPLIES - GENERAL</b>							<b>89,948,100.00</b>	<b>143,948,100.00</b>	<b>0.00</b>
02101	051700300100	0000000000000000	00000	50910899	22020310	Teaching Aids / Instruction Materials	86,000,000.00	140,000,000.00	0.00
02101	051700300100	0000000000000000	00000	50910899	22020306	Printing Of Security Documents	1,655,000.00	1,655,000.00	0.00
02101	051700300100	0000000000000000	00000	50910899	22020305	Printing Of Non Security Documents	200,000.00	200,000.00	0.00
02101	051700300100	0000000000000000	00000	50910899	22020316	Computer Materials And Supplies_22020316	1,182,100.00	1,182,100.00	0.00
02101	051700300100	0000000000000000	00000	50910899	22020315	Office Material And Supplies	911,000.00	911,000.00	0.00






# CROSS RIVER STATE CHART OF ACCOUNT 2020

## SOCIAL

### 051700300100 SUBEB CRS UNIVERSAL BASIC EDU. BOARD

Fund	Administrative	Programme	Funcit	Geo	Economic	Description	Approved Budget 2020	Approved Provision 2019	Actual Rev./Exp. Jan -Aug 2019
<b>22020400 MAINTENANCE SERVICES - GENERAL</b>							<b>11,971,050.00</b>	<b>11,971,050.00</b>	<b>0.00</b>
02101	051700300100	0000000000000000	00000	50910899	22020417	Maintenance Of Office Building	390,000.00	390,000.00	0.00
02101	051700300100	0000000000000000	00000	50910899	22020415	Maintenance Of Office Equipments	806,550.00	806,550.00	0.00
02101	051700300100	0000000000000000	00000	50910899	22020401	Maintenance Of Motor Vehicle/Transport Equipment	6,688,000.00	6,688,000.00	0.00
02101	051700300100	0000000000000000	00000	50910899	22020414	Maintenance Of Computer And It Equipments	152,000.00	152,000.00	0.00
02101	051700300100	0000000000000000	00000	50910899	22020404	Maintenance Of Office / It Equipments	602,500.00	602,500.00	0.00
02101	051700300100	0000000000000000	00000	50910899	22020405	Maintenance Of Plants/Generators	2,532,000.00	2,532,000.00	0.00
02101	051700300100	0000000000000000	00000	50910899	22020402	Maintenance Of Office Furniture	800,000.00	800,000.00	0.00
<b>22020500 TRAINING - GENERAL</b>							<b>7,013,020.00</b>	<b>7,013,020.00</b>	<b>0.00</b>
02101	051700300100	0000000000000000	00000	50910899	22020506	Special Workshops And Seminar	600,000.00	600,000.00	0.00
02101	051700300100	0000000000000000	00000	50910899	22020505	Workshops, Conference And Seminar	6,413,020.00	6,413,020.00	0.00
<b>22020600 OTHER SERVICES - GENERAL</b>							<b>5,649,940.00</b>	<b>5,245,000.00</b>	<b>0.00</b>
02101	051700300100	0000000000000000	00000	50910899	22020615	Cross Aids	1,794,940.00	1,390,000.00	0.00
02101	051700300100	0000000000000000	00000	50910899	22020601	Security Services	600,000.00	600,000.00	0.00
02101	051700300100	0000000000000000	00000	50910899	22020639	Press And Public Relation/ Advertisement	3,255,000.00	3,255,000.00	0.00
<b>22020700 CONSULTING AND PROFESSIONAL SERVICES - GEN</b>							<b>18,188,060.00</b>	<b>18,188,060.00</b>	<b>0.00</b>
02101	051700300100	0000000000000000	00000	50910899	22020704	Engineering Services	2,000,000.00	2,000,000.00	0.00
02101	051700300100	0000000000000000	00000	50910899	22020702	Information Technology Consulting	2,648,060.00	2,648,060.00	0.00
02101	051700300100	0000000000000000	00000	50910899	22020701	Financial Consulting	630,000.00	630,000.00	0.00
02101	051700300100	0000000000000000	00000	50910899	22020720	Research, Survey and Field Investigation	9,160,000.00	9,160,000.00	0.00
02101	051700300100	0000000000000000	00000	50910899	22020705	Architectural Services	3,750,000.00	3,750,000.00	0.00
<b>22020900 FINANCIAL CHARGES - GENERAL</b>							<b>540,000.00</b>	<b>540,000.00</b>	<b>0.00</b>
02101	051700300100	0000000000000000	00000	50910899	22020901	Bank Charges (Other Than Interest)	540,000.00	540,000.00	0.00
<b>22021000 MISCELLANEOUS EXPENSES GENERAL</b>							<b>6,047,000.00</b>	<b>6,047,000.00</b>	<b>0.00</b>
02101	051700300100	0000000000000000	00000	50910899	22021048	Burial	600,000.00	600,000.00	0.00
02101	051700300100	0000000000000000	00000	50910899	22021057	Entertainment at Meetings	4,307,000.00	4,307,000.00	0.00
02101	051700300100	0000000000000000	00000	50910899	22021047	Servicom	1,140,000.00	1,140,000.00	0.00
<b>22030100 OTHER SERVICES - GENERAL (CONT.)</b>							<b>2,360,000.00</b>	<b>2,360,000.00</b>	<b>0.00</b>
02101	051700300100	0000000000000000	00000	50910899	22030111	Incidentals	2,360,000.00	2,360,000.00	0.00
<b>22040100 LOCAL GRANTS AND CONTRIBUTIONS</b>							<b>39,200,000.00</b>	<b>39,200,000.00</b>	<b>0.00</b>
02101	051700300100	0000000000000000	00000	50910899	22040131	Contribution to LGSC_22040131	38,400,000.00	38,400,000.00	0.00
02101	051700300100	0000000000000000	00000	50910899	22040114	Contributions	800,000.00	800,000.00	0.00
<b>CONSOLIDATED REVENUE CHARGES</b>							<b>13,200,000.00</b>	<b>13,200,000.00</b>	<b>0.00</b>
02101	051700300100	0000000000000000	00000	50910899	21010103	Consolidated Revenue Fund Charge- Salaries	13,200,000.00	13,200,000.00	0.00
<b>CAPITAL EXPENDITURE</b>							<b>7,170,408,846.78</b>	<b>7,170,408,846.78</b>	
03101	051700300100	099000000009501	70131	50910899	23050114	Retraining of 2400 Primary School Teachers(UBEC)	96,600,000.00	96,600,000.00	
03101	051700300100	099000000009516	70961	50910899	23050115	Physically and mentally Challenged programme	52,295,000.00	52,295,000.00	
03101	051700300100	099000000009503	70921	50910899	23050115	Construction of Canadian International School	1,650,091,846.78	1,650,091,846.78	
03101	051700300100	099000000009509	70961	50910899	23050114	Retraining of 2,400 Primary school Teachers(State)	306,583,420.00	306,583,420.00	





# CROSS RIVER STATE CHART OF ACCOUNT 2020

## SOCIAL

### 051700300100 SUBEB CRS UNIVERSAL BASIC EDU. BOARD

Fund	Administrative	Programme	Func	Geo	Economic	Description	Approved Budget 2020	Approved Provision 2019	Actual Rev./Exp. Jan -Aug 2019
03101	051700300100	099000000009508	70981	50910899	23050114	Retraining of 1000 Junior Secondary School Teachers(State)	136,850,000.00	136,850,000.00	
03101	051700300100	099000000009504	70961	50910899	23050115	Contractual Obligation	10,000,000.00	10,000,000.00	
03101	051700300100	099000000009527	70131	50910899	23050114	Training & Retraining of Management & Other Critical Staff	239,941,580.00	239,941,580.00	
03101	051700300100	099000000009526	70942	50910899	23030106	Renovation /Rehabilitation of 13 ECCDE Classrooms,Supply of School Desks and Tables	200,000,000.00	200,000,000.00	
03101	051700300100	099000000009515	70942	50910899	23020170	Construction and Furnishing of 70 Early child care development Education in 85 (ECCDE) class room	200,000,000.00	200,000,000.00	
03101	051700300100	099000000009525	70941	50910899	23020107	Construction of Six Classroom Block at Ete Hen Ten - Odukpani	25,324,000.00	25,324,000.00	
03101	051700300100	099000000009517	70961	50910899	23030106	Upgrading and Deveolment of 480 Class rooms in Primary Schools	945,000,000.00	945,000,000.00	
03101	051700300100	099000000009518	70921	50910899	23030106	Renovation /Rehabilitaion of 89 JSS Classrooms,Supply of Deck and Tables	880,000,000.00	880,000,000.00	
03101	051700300100	099000000009528	70131	50910899	23050114	Training of 200 ECCDE Teachers and Care Givers(UBEC)	8,050,000.00	8,050,000.00	
03101	051700300100	099000000009519	70941	50910899	23030106	Renovation of 4Nos.Classroom Block in Community Secondary School -Adadama			
03101	051700300100	099000000009520	70912	50910899	23030106	Renovation/Rehabilitaion of 152 Primary Schools,Supply of Desks and Tables	900,000,000.00	900,000,000.00	
03101	051700300100	099000000009521	70922	50910899	23050114	Retraining of 1400 Junior Secondary School Teachers(UBEC)	56,350,000.00	56,350,000.00	
03101	051700300100	099000000009522	70941	50910899	23030106	Rehabilitation of Igbo Imabana Secondary School	15,000,000.00	15,000,000.00	
03101	051700300100	099000000009507	70981	50910899	23010113	Procurement of computers and Accessories (state)	4,300,000.00	4,300,000.00	
03101	051700300100	099000000009524	70941	50910899	23020107	Construction of Six Classroom Block at Akwa Ete - Odukpani	25,324,000.00	25,324,000.00	
03101	051700300100	099000000009502	70131	50910899	23050114	Training of 200 ECCDE Teachers and Care Giver(State)	62,625,000.00	62,625,000.00	
03101	051700300100	099000000009513	70922	50910899	23050105	Pre-and Post Contract consultancy services	21,250,000.00	21,250,000.00	
03101	051700300100	099000000009514	70931	50910899	23030120	Furnishing & Equiping of SUBEB Headquarters	5,000,000.00	5,000,000.00	
03101	051700300100	099000000009505	70961	50910899	23050105	Debt for Consultancy	316,000,000.00	316,000,000.00	
03101	051700300100	099000000009506	70131	50910899	23050114	Training of 200 ECCDE teachers and care givers			
03101	051700300100	099000000009512	70921	50910899	23030106	Upgrading of 280 Nos. Classrooms in Junior Secondary Schools	924,000,000.00	924,000,000.00	
03101	051700300100	099000000009511	70931	50910899	23050115	UNICEF Programme	10,500,000.00	10,500,000.00	
03101	051700300100	099000000009510	70961	50910899	23050115	Strengthening Mathematics and Science Education(SMASE)	54,000,000.00	54,000,000.00	
03101	051700300100	099000000009523	70941	50910899	23020107	Construction of Six Class Block at Idere - Odukpani	25,324,000.00	25,324,000.00	

30-2-2020



# CROSS RIVER STATE CHART OF ACCOUNT 2020

## SOCIAL

### 051700300100 SUBEB CRS UNIVERSAL BASIC EDU. BOARD

<u>Fund</u>	<u>Administrative</u>	<u>Programme</u>	<u>Functic</u>	<u>Geo</u>	<u>Economic</u>	<u>Description</u>	<u>Approved Budget 2020</u>	<u>Approved Provision 2019</u>	<u>Actual Rev./Exp.</u> <u>Jan -Aug 2019</u>
<b>SUMMARY</b>									
<b>Recurrent Revenue</b>									
<b>Capital Receipts</b>							3,262,000,000.00	2,346,054,054.00	0.00
<b>TOTAL</b>							<b>3,262,000,000.00</b>	<b>2,346,054,054.00</b>	<b>0.00</b>
<b>Personnel Cost</b>							130,253,484.82	123,906,697.84	0.00
<b>Overhead Cost</b>							216,000,000.00	269,595,060.00	0.00
<b>Consolidated Revenue Charges</b>							13,200,000.00	13,200,000.00	0.00
<b>SUB-TOTAL</b>							<b>359,453,484.82</b>	<b>406,701,757.84</b>	<b>0.00</b>
<b>Capital Expenditure</b>							7,170,408,846.78	7,170,408,846.78	
<b>TOTAL</b>							<b>7,529,862,331.60</b>	<b>7,577,110,604.62</b>	<b>0.00</b>

30-2-2020  
 CERTIFIED TRUE COPY





# CROSS RIVER STATE CHART OF ACCOUNT 2020

## SOCIAL

### 051700800100 CRLB CRS LIBRARY BOARD

Fund	Administrative	Programme	Functic	Geo	Economic	Description	Approved Budget 2020	Approved Provision 2019	Actual Rev./Exp. Jan -Aug 2019
<b>PERSONNEL COST</b>							<b>32,925,422.43</b>	<b>43,625,301.26</b>	<b>0.00</b>
<b>21010100 SALARIES AND WAGES</b>							<b>18,822,009.84</b>	<b>25,626,149.55</b>	<b>0.00</b>
02101	051700800100	0000000000000000	00000	50910899	21010101	Salary	18,822,009.84	25,626,149.55	0.00
<b>21020100 ALLOWANCES</b>							<b>14,103,412.59</b>	<b>17,999,151.71</b>	<b>0.00</b>
02101	051700800100	0000000000000000	00000	50910899	21020103	Leave Grant	1,843,422.35	2,153,320.55	0.00
02101	051700800100	0000000000000000	00000	50910899	21020105	Rent	9,139,270.36	11,019,226.61	0.00
02101	051700800100	0000000000000000	00000	50910899	21020107	Utility	273,186.72	518,557.17	0.00
02101	051700800100	0000000000000000	00000	50910899	21020109	Entertainment	0.00	341,835.00	0.00
02101	051700800100	0000000000000000	00000	50910899	21020108	Domestic Servant	0.00	1,250,783.31	0.00
02101	051700800100	0000000000000000	00000	50910899	21020106	Transport	2,380,033.92	1,914,011.26	0.00
02101	051700800100	0000000000000000	00000	50910899	21020104	Meal Subsidy_21020104	467,499.24	801,417.81	0.00
<b>CAPITAL EXPENDITURE</b>							<b>150,000,000.00</b>	<b>150,000,000.00</b>	
03101	051700800100	0990000000009320	70133	50910899	23010125	Purchase of 50, 6 in One Study Carrels with Steel Legs for Ikom & Ogoja	25,000,000.00	25,000,000.00	
03101	051700800100	0990000000009321	70133	50910899	23010125	Renovation of Library facilities & equipment	65,000,000.00	65,000,000.00	
03101	051700800100	0990000000009322	70133	50910899	23030110	Complete renovation of Ogoja Division Library	60,000,000.00	60,000,000.00	

#### SUMMARY

<b>Recurrent Revenue</b>			
<b>Capital Receipts</b>			0.00
<b>TOTAL</b>			<b>0.00</b>
<b>Personnel Cost</b>	32,925,422.43	43,625,301.26	0.00
<b>Overhead Cost</b>			0.00
<b>Consolidated Revenue Charges</b>			0.00
<b>SUB-TOTAL</b>	32,925,422.43	43,625,301.26	0.00
<b>Capital Expenditure</b>	150,000,000.00	150,000,000.00	0.00
<b>TOTAL</b>	<b>182,925,422.43</b>	<b>193,625,301.26</b>	<b>0.00</b>







# CROSS RIVER STATE CHART OF ACCOUNT 2020

## SOCIAL

### 051701000100 AANE AGENCY FOR ADULT & NON-FORMAL EDU.

Fund	Administrative	Programme	Functic	Geo	Economic	Description	Approved Budget 2020	Approved Provision 2019	Actual Rev./Exp. Jan -Aug 2019
<b>RECURRENT REVENUE</b>							<b>1,056,506.00</b>	<b>1,056,506.00</b>	<b>0.00</b>
<b>14070100 EXTRAORDINARY ITEMS_14070100</b>							<b>1,056,506.00</b>	<b>1,056,506.00</b>	<b>0.00</b>
02101	051701000100	0000000000000000	00000	50910899	14070105	Miscellaneous Revenue	1,056,506.00	1,056,506.00	0.00
<b>PERSONNEL COST</b>							<b>116,282,578.20</b>	<b>116,282,578.20</b>	<b>0.00</b>
<b>21010100 SALARIES AND WAGES</b>							<b>65,236,570.68</b>	<b>65,236,570.68</b>	<b>0.00</b>
02101	051701000100	0000000000000000	00000	50910899	21010101	Salary	65,236,570.68	65,236,570.68	0.00
<b>21020100 ALLOWANCES</b>							<b>51,046,007.52</b>	<b>51,046,007.52</b>	<b>0.00</b>
02101	051701000100	0000000000000000	00000	50910899	21020104	Meal Subsidy_21020104	1,876,450.80	1,876,450.80	0.00
02101	051701000100	0000000000000000	00000	50910899	21020109	Entertainment	22,800.00	22,800.00	0.00
02101	051701000100	0000000000000000	00000	50910899	21020107	Utility	1,125,766.80	1,125,766.80	0.00
02101	051701000100	0000000000000000	00000	50910899	21020108	Domestic Servant	588,623.28	588,623.28	0.00
02101	051701000100	0000000000000000	00000	50910899	21020105	Rent	32,655,165.08	32,655,165.08	0.00
02101	051701000100	0000000000000000	00000	50910899	21020106	Transport	8,253,542.32	8,253,542.32	0.00
02101	051701000100	0000000000000000	00000	50910899	21020103	Leave Grant	6,523,659.24	6,523,659.24	0.00
<b>OVERHEAD COST</b>							<b>1,200,000.00</b>	<b>1,200,000.00</b>	<b>0.00</b>
<b>22020100 TRAVEL AND TRANSPORT - GENERAL</b>							<b>200,000.00</b>	<b>200,000.00</b>	<b>0.00</b>
02101	051701000100	0000000000000000	00000	50910899	22020101	Local Travel and Transport	200,000.00	200,000.00	0.00
<b>22020300 MATERIALS AND SUPPLIES - GENERAL</b>							<b>369,980.02</b>	<b>369,980.02</b>	<b>0.00</b>
02101	051701000100	0000000000000000	00000	50910899	22020316	Computer Materials And Supplies_22020316	180,745.02	180,745.02	0.00
02101	051701000100	0000000000000000	00000	50910899	22020315	Office Material And Supplies	189,235.00	189,235.00	0.00
<b>22020400 MAINTENANCE SERVICES - GENERAL</b>							<b>380,019.98</b>	<b>380,019.98</b>	<b>0.00</b>
02101	051701000100	0000000000000000	00000	50910899	22020402	Maintenance Of Office Furniture	135,000.00	135,000.00	0.00
02101	051701000100	0000000000000000	00000	50910899	22020415	Maintenance Of Office Equipments	105,000.00	105,000.00	0.00
02101	051701000100	0000000000000000	00000	50910899	22020401	Maintenance Of Motor Vehicle/Transport Equipment	140,019.98	140,019.98	0.00
<b>22021000 MISCELLANEOUS EXPENSES GENERAL</b>							<b>250,000.00</b>	<b>250,000.00</b>	<b>0.00</b>
02101	051701000100	0000000000000000	00000	50910899	22021047	Servicom	100,000.00	100,000.00	0.00
02101	051701000100	0000000000000000	00000	50910899	22021057	Entertainment at Meetings	150,000.00	150,000.00	0.00
<b>CAPITAL EXPENDITURE</b>							<b>16,249,400.00</b>	<b>16,249,400.00</b>	
03101	051701000100	099000000029202	70133	50910899	23050103	Monitoring and Evaluation of Lit Centre	3,000,000.00	3,000,000.00	
03101	051701000100	099000000029206	70131		23050114	Training/Retaining of 150 Permanent Staffs	2,000,000.00	2,000,000.00	
03101	051701000100	099000000029205	70961	50910899	23050106	Public Enlightenment Campaign across the State	1,550,000.00	1,550,000.00	
03101	051701000100	099000000029203	70131	50910899	23050114	Production of Adult Education Primers/Instruct. Materials Mounting of Training Workshops on Literacy by Radio Project for Bekwarra & Ejagham Language	3,500,000.00	3,500,000.00	
03101	051701000100	099000000029201	70161	50910899	23020118	Establishment of 3 VIC in 3 Zones	4,199,400.00	4,199,400.00	
03101	051701000100	099000000029204	70131	50910899	23050114	Purchase of 1000 Radio with touch/Training workshop for Facilitator Bete & Yakur	2,000,000.00	2,000,000.00	

**CERTIFIED TRUE COPY**



**CROSS RIVER STATE CHART OF ACCOUNT 2020**

**SOCIAL**

**051701000100 AANE AGENCY FOR ADULT & NON-FORMAL EDU.**

<u>Fund</u>	<u>Administrative</u>	<u>Programme</u>	<u>Funcic</u>	<u>Geo</u>	<u>Economic</u>	<u>Description</u>	<u>Approved Budget 2020</u>	<u>Approved Provision 2019</u>	<u>Actual Rev./Exp.</u> <u>Jan -Aug 2019</u>
<b>SUMMARY</b>									
						<b>Recurrent Revenue</b>	1,056,506.00	1,056,506.00	0.00
						<b>Capital Receipts</b>			0.00
						<b>TOTAL</b>	<b>1,056,506.00</b>	<b>1,056,506.00</b>	<b>0.00</b>
						<b>Personnel Cost</b>	116,282,578.20	116,282,578.20	0.00
						<b>Overhead Cost</b>	1,200,000.00	1,200,000.00	0.00
						<b>Consolidated Revenue Charges</b>			0.00
						SUB-TOTAL	117,482,578.20	117,482,578.20	0.00
						<b>Capital Expenditure</b>	16,249,400.00	16,249,400.00	
						<b>TOTAL</b>	<b>133,731,978.20</b>	<b>133,731,978.20</b>	<b>0.00</b>

30-2-2020




# CROSS RIVER STATE CHART OF ACCOUNT 2020

## SOCIAL

### 051701900100 COE COLLEGE OF EDUCATION

Fund	Administrative	Programme	Func	Geo	Economic	Description	Approved Budget 2020	Approved Provision 2019	Actual Rev./Exp. Jan -Aug 2019
<b>RECURRENT REVENUE</b>							<b>142,796,110.00</b>	<b>625,526,180.40</b>	<b>385,833,200.00</b>
<b>12020400 FEES - GENERAL</b>							<b>12,551,000.00</b>	<b>12,551,000.00</b>	<b>5,484,000.00</b>
02101	051701900100	0000000000000000	00000	50910899	12020441	Laboratory Fees	10,251,000.00	10,251,000.00	4,749,500.00
02101	051701900100	0000000000000000	00000	50910899	12020476	Arrears	2,000,000.00	2,000,000.00	734,500.00
02101	051701900100	0000000000000000	00000	50910899	12020427	Tender Fees	300,000.00	300,000.00	0.00
<b>12020500 FINES - GENERAL</b>							<b>7,100,000.00</b>	<b>7,100,000.00</b>	<b>4,558,720.00</b>
02101	051701900100	0000000000000000	00000	50910899	12020533	Acceptance Fees	5,000,000.00	5,000,000.00	3,815,000.00
02101	051701900100	0000000000000000	00000	50910899	12020548	Other Fines	2,100,000.00	2,100,000.00	743,720.00
<b>12020600 SALES - GENERAL</b>							<b>3,950,000.00</b>	<b>950,000.00</b>	<b>429,000.00</b>
02101	051701900100	0000000000000000	00000	50910899	12020616	Sales Of Forms	3,000,000.00	0.00	0.00
02101	051701900100	0000000000000000	00000	50910899	12020662	Sale Of Admission Forms	0.00	0.00	0.00
02101	051701900100	0000000000000000	00000	50910899	12020603	Sales Of ID Cards	950,000.00	950,000.00	429,000.00
<b>12020700 EARNINGS -GENERAL</b>							<b>14,652,500.00</b>	<b>14,652,500.00</b>	<b>8,744,000.00</b>
02101	051701900100	0000000000000000	00000	50910899	12020714	Earnings From Ict Services	900,000.00	900,000.00	237,000.00
02101	051701900100	0000000000000000	00000	50910899	12020722	Earnings From Provision Of Accomodation	3,500,000.00	3,500,000.00	3,665,000.00
02101	051701900100	0000000000000000	00000	50910899	12020728	Caution/Deposit Fee Proceeds	1,060,000.00	1,060,000.00	417,000.00
02101	051701900100	0000000000000000	00000	50910899	12020778	Earnings From Games And Sports	3,667,000.00	3,667,000.00	2,198,000.00
02101	051701900100	0000000000000000	00000	50910899	12020789	Proceeds From Issuance Of Transcript	100,000.00	100,000.00	29,000.00
02101	051701900100	0000000000000000	00000	50910899	12020785	Proceeds From Internal Exams	5,425,500.00	5,425,500.00	2,198,000.00
<b>12020900 RENT ON LAND AND OTHERS - GENERAL</b>							<b>540,000.00</b>	<b>540,000.00</b>	<b>540,000.00</b>
02101	051701900100	0000000000000000	00000	50910899	12020910	Rent Income	540,000.00	540,000.00	540,000.00
<b>12022000 FEES - GENERAL (CONT.)</b>							<b>83,208,900.00</b>	<b>85,208,900.00</b>	<b>49,010,500.00</b>
02101	051701900100	0000000000000000	00000	50910899	12022216	Library Fees	2,611,900.00	2,611,900.00	1,019,000.00
02101	051701900100	0000000000000000	00000	50910899	12022238	Student Handbook	800,000.00	800,000.00	343,500.00
02101	051701900100	0000000000000000	00000	50910899	12022224	Development Levy	5,934,000.00	7,934,000.00	3,466,000.00
02101	051701900100	0000000000000000	00000	50910899	12022240	Commercial Vehicle Certificate	1,300,000.00	1,300,000.00	539,000.00
02101	051701900100	0000000000000000	00000	50910899	12022241	Clearance Certificate Fee	60,000.00	60,000.00	0.00
02101	051701900100	0000000000000000	00000	50910899	12022301	Medical Report Fee	7,034,000.00	7,034,000.00	2,945,000.00
02101	051701900100	0000000000000000	00000	50910899	12022235	Certificate Verification Fees	500,000.00	500,000.00	500,000.00
02101	051701900100	0000000000000000	00000	50910899	12022322	Sanitation / Utility / Security Fee	360,000.00	360,000.00	0.00
02101	051701900100	0000000000000000	00000	50910899	12022153	Fees for Registration	7,184,000.00	7,184,000.00	4,067,000.00
02101	051701900100	0000000000000000	00000	50910899	12022140	Tuition and Other Fees from School	57,225,000.00	57,225,000.00	35,896,000.00
02101	051701900100	0000000000000000	00000	50910899	12022221	Funds From Consultancy Services	200,000.00	200,000.00	235,000.00
<b>14070100 EXTRAORDINARY ITEMS_14070100</b>							<b>222,220.00</b>	<b>2,222,220.00</b>	<b>1,704,100.00</b>
02101	051701900100	0000000000000000	00000	50910899	14070112	Retention From School Fees For Education Services	222,220.00	2,222,220.00	1,704,100.00
<b>16010100 SPECIAL FUNDS/ACCOUNTS - RECEIPTS_16010100</b>							<b>20,571,490.00</b>	<b>502,301,560.40</b>	<b>315,362,880.00</b>
02101	051701900100	0000000000000000	00000	50910899	16010105	Education Trust Fund	20,571,490.00	502,301,560.40	315,362,880.00
<b>CAPITAL RECIEPTS</b>							<b>502,301,560.00</b>	<b>502,301,560.40</b>	<b>315,362,880.00</b>
<b>14020200 OTHER CAPITAL RECEIPTS_14020200</b>							<b>502,301,560.00</b>	<b>502,301,560.40</b>	<b>315,362,880.00</b>






# CROSS RIVER STATE CHART OF ACCOUNT 2020

## SOCIAL

### 051701900100 COE COLLEGE OF EDUCATION

Fund	Administrative	Programme	Funcit	Geo	Economic	Description	Approved Budget 2020	Approved Provision 2019	Actual Rev./Exp. Jan -Aug 2019
02101	051701900100	0000000000000000	00000	50910899	14020242	Grant 446	502,301,560.00	502,301,560.40	315,362,880.00
<b>PERSONNEL COST</b>							<b>910,414,750.80</b>	<b>1,353,318,820.00</b>	<b>0.00</b>
<b>21010100 SALARIES AND WAGES</b>							<b>754,351,560.20</b>	<b>759,487,736.10</b>	<b>0.00</b>
02101	051701900100	0000000000000000	00000	50910899	21010101	Salary	754,351,560.20	759,487,736.10	0.00
<b>21020100 ALLOWANCES</b>							<b>156,063,190.60</b>	<b>593,831,083.90</b>	<b>0.00</b>
02101	051701900100	0000000000000000	00000	50910899	21020105	Rent	156,063,190.60	593,831,083.90	0.00
<b>OVERHEAD COST</b>							<b>111,139,640.00</b>	<b>102,091,281.12</b>	<b>0.00</b>
<b>22020100 TRAVEL AND TRANSPORT - GENERAL</b>							<b>9,973,160.00</b>	<b>8,473,160.00</b>	<b>0.00</b>
02101	051701900100	0000000000000000	00000	50910899	22020101	Local Travel and Transport	9,973,160.00	8,473,160.00	0.00
<b>22020200 UTILITIES - GENERAL</b>							<b>15,897,600.00</b>	<b>12,897,600.00</b>	<b>0.00</b>
02101	051701900100	0000000000000000	00000	50910899	22020201	Electricity Charges	5,417,600.00	2,817,600.00	0.00
02101	051701900100	0000000000000000	00000	50910899	22020212	Mails, Courier, Diplomatic Mail	2,296,000.00	1,896,000.00	0.00
02101	051701900100	0000000000000000	00000	50910899	22020203	Internet Access Charges	8,184,000.00	8,184,000.00	0.00
<b>22020300 MATERIALS AND SUPPLIES - GENERAL</b>							<b>29,698,901.04</b>	<b>26,643,901.04</b>	<b>0.00</b>
02101	051701900100	0000000000000000	00000	50910899	22020319	Reagent And Dressing	1,400,000.00	400,000.00	0.00
02101	051701900100	0000000000000000	00000	50910899	22020316	Computer Materials And Supplies_22020316	7,140,560.00	4,690,560.00	0.00
02101	051701900100	0000000000000000	00000	50910899	22020315	Office Material And Supplies	8,866,648.00	7,561,648.00	0.00
02101	051701900100	0000000000000000	00000	50910899	22020305	Printing Of Non Security Documents	10,842,093.04	13,142,093.04	0.00
02101	051701900100	0000000000000000	00000	50910899	22020304	Magazines and Periodicals	1,449,600.00	849,600.00	0.00
<b>22020400 MAINTENANCE SERVICES - GENERAL</b>							<b>28,295,563.68</b>	<b>21,942,204.80</b>	<b>0.00</b>
02101	051701900100	0000000000000000	00000	50910899	22020418	Maintenance Of Residential Building	969,198.00	969,198.00	0.00
02101	051701900100	0000000000000000	00000	50910899	22020414	Maintenance Of Computer And It Equipments	936,000.00	736,000.00	0.00
02101	051701900100	0000000000000000	00000	50910899	22020417	Maintenance Of Office Building	1,656,000.00	456,000.00	0.00
02101	051701900100	0000000000000000	00000	50910899	22020406	Other Maintenance Services	7,431,368.00	5,831,368.00	0.00
02101	051701900100	0000000000000000	00000	50910899	22020415	Maintenance Of Office Equipments	2,001,457.60	1,601,457.60	0.00
02101	051701900100	0000000000000000	00000	50910899	22020420	Maintenance -Others Infrastructure (diesel)	6,190.00	6,190.00	0.00
02101	051701900100	0000000000000000	00000	50910899	22020405	Maintenance Of Plants/Generators	6,398,550.08	6,145,191.20	0.00
02101	051701900100	0000000000000000	00000	50910899	22020401	Maintenance Of Motor Vehicle/Transport Equipment	3,519,200.00	2,619,200.00	0.00
02101	051701900100	0000000000000000	00000	50910899	22020404	Maintenance Of Office / It Equipments	2,206,400.00	1,306,400.00	0.00
02101	051701900100	0000000000000000	00000	50910899	22020402	Maintenance Of Office Furniture	3,171,200.00	2,271,200.00	0.00
<b>22020600 OTHER SERVICES - GENERAL</b>							<b>18,638,175.28</b>	<b>24,998,175.28</b>	<b>0.00</b>
02101	051701900100	0000000000000000	00000	50910899	22020601	Security Services	4,136,000.00	3,496,000.00	0.00
02101	051701900100	0000000000000000	00000	50910899	22020675	Matriculation/Convocation	3,600,000.00	3,600,000.00	0.00
02101	051701900100	0000000000000000	00000	50910899	22020645	Student Affairs	75,000.00	75,000.00	0.00
02101	051701900100	0000000000000000	00000	50910899	22020635	Other Service	10,827,175.28	17,827,175.28	0.00
<b>22020700 CONSULTING AND PROFESSIONAL SERVICES - GEN</b>							<b>1,020,000.00</b>	<b>1,020,000.00</b>	<b>0.00</b>
02101	051701900100	0000000000000000	00000	50910899	22020701	Financial Consulting	1,020,000.00	1,020,000.00	0.00
<b>22020900 FINANCIAL CHARGES - GENERAL</b>							<b>3,194,000.00</b>	<b>2,194,000.00</b>	<b>0.00</b>
02101	051701900100	0000000000000000	00000	50910899	22020901	Bank Charges (Other Than Interest)	3,194,000.00	2,194,000.00	0.00






# CROSS RIVER STATE CHART OF ACCOUNT 2020

## SOCIAL

### 051701900100 COE COLLEGE OF EDUCATION

Fund	Administrative	Programme	Func	Geo	Economic	Description	Approved Budget 2020	Approved Provision 2019	Actual Rev./Exp. Jan -Aug 2019
					<b>22021000</b>	<b>MISCELLANEOUS EXPENSES GENERAL</b>	<b>4,422,240.00</b>	<b>3,922,240.00</b>	<b>0.00</b>
02101	051701900100	0000000000000000	00000	50910899	22021057	Entertainment at Meetings	4,422,240.00	3,922,240.00	0.00
						<b>CAPITAL EXPENDITURE</b>	<b>936,000,000.00</b>	<b>936,000,000.00</b>	
03101	051701900100	099000000010111	70131	50910899	23050115	Procurement and Update of ICT Equipment	24,000,000.00	24,000,000.00	
03101	051701900100	099000000010134	70971	50910899	23050115	Project Maintenance(TETFUND)	24,000,000.00	24,000,000.00	
03101	051701900100	099000000010110	70131	50910899	23050115	Procure & Upgrade ICT equipment	24,000,000.00	24,000,000.00	
03101	051701900100	099000000010103	70731	50910899	23010112	Procurement of Student Desk	24,000,000.00	24,000,000.00	
03101	051701900100	099000000010121	70611	50910899	23010112	Furnishing of Classrooms and Lecture Halls with Customized Plastic Seats on Steel Support	24,000,000.00	24,000,000.00	
03101	051701900100	099000000010132	70971	50910899	23050115	Staff Development (TETF FUNDING)	24,000,000.00	24,000,000.00	
03101	051701900100	099000000010105	70161	50910899	23020101	Construction and Furnishing of an Entrepreneurship Development Centre	24,000,000.00	24,000,000.00	
03101	051701900100	099000000010106	70161	50910899	23020101	Construction and Furnishing of One -Storey Academic Building	24,000,000.00	24,000,000.00	
03101	051701900100	099000000010107	70981	50910899	23010113	Procurement of Computers, Printers and Accessories	24,000,000.00	24,000,000.00	
03101	051701900100	099000000010108	70161	50910899	23020101	Construction of Arterial and Standard Road Network .	24,000,000.00	24,000,000.00	
03101	051701900100	099000000010109	70131	50910899	23010125	Procurement of Textbooks/Journal/Resources Material	24,000,000.00	24,000,000.00	
03101	051701900100	099000000010112	70131	50910899	23050115	Procurement of Printing Press	24,000,000.00	24,000,000.00	
03101	051701900100	099000000010124	70971	50910899	23050115	Costruction of aNew Music Studio TET Funds	24,000,000.00	24,000,000.00	
03101	051701900100	099000000010104	70161	50910899	23020101	Construction and Furnishing of 2 Storey Administrative Office Building	24,000,000.00	24,000,000.00	
03101	051701900100	099000000010122	70611	50910899	23010112	Furnishing of Medical Operating Theatre	24,000,000.00	24,000,000.00	
03101	051701900100	099000000010114	70133	50910899	23020101	Construction of One Strey School of Education Administrative Block and Classrooms TET Funds	24,000,000.00	24,000,000.00	
03101	051701900100	099000000010120	70971	50910899	23050115	Create and Furnishing Resource Room in each School(TETFUND)	24,000,000.00	24,000,000.00	
03101	051701900100	099000000010119	70131	50910899	23030105	Supply and Installation of Furniture and Equipment for one Storey Building	24,000,000.00	24,000,000.00	
03101	051701900100	099000000010118	70131	50910899	23030105	Supply and Installation of Equipment and Furniture for Music Department	24,000,000.00	24,000,000.00	
03101	051701900100	099000000010117	70971	50910899	23050115	Advocacy /Publication of TETFUND Profect	24,000,000.00	24,000,000.00	
03101	051701900100	099000000010116	70731	50910899	23010112	Procurement of Installation of Plastic Lecture Seats in Classroom and 600 in Seat Auditorium	24,000,000.00	24,000,000.00	
03101	051701900100	099000000010115	70133	50910899	23020101	Construction of One-Storey Building of School of Languages Administrative Block,Classrooms and Laboratory TET Funds	24,000,000.00	24,000,000.00	
03101	051701900100	099000000010102	70971	50910899	23050115	Teaching Practice-TETFund	24,000,000.00	24,000,000.00	
03101	051701900100	099000000010113	70451	50910899	23020101	Construction of 1No.Lecture Block With Offices and Furnitures-TETFund	24,000,000.00	24,000,000.00	
03101	051701900100	099000000010127	71011	50910899	23010122	Construction,Furnishing and Euipping of a new Music Studio(	24,000,000.00	24,000,000.00	
03101	051701900100	099000000010123	70482	50910899	23050115	Installation of Plastic Lecture Seats in Classrooms and 600 Seats in Auditorium for Landuages and Music	24,000,000.00	24,000,000.00	
03101	051701900100	990000000030318	70161	50910899	23020101	Complete Roofing of Library Building	24,000,000.00	24,000,000.00	





# CROSS RIVER STATE CHART OF ACCOUNT 2020

## SOCIAL

### 051701900100 COE COLLEGE OF EDUCATION

Fund	Administrative	Programme	Functic	Geo	Economic	Description	Approved Budget 2020	Approved Provision 2019	Actual Rev./Exp. Jan -Aug 2019
03101	051701900100	099000000010101	70131	50910899	23010125	Procurement of textbooks Journals/Resources Materials	24,000,000.00	24,000,000.00	
03101	051701900100	099000000010128	70482	50910899	23050115	Installation of Furniture for Administrative,Language,Laboratory and Music Department	24,000,000.00	24,000,000.00	
03101	051701900100	099000000010129	70611	50910899	23010112	Office Furniture and Fittings.	24,000,000.00	24,000,000.00	
03101	051701900100	099000000010130	70971	50910899	23050115	Publication of Journal - TETFund	24,000,000.00	24,000,000.00	
03101	051701900100	099000000010131	70971	50910899	23050115	Development of Manuscript (TETFUND)	24,000,000.00	24,000,000.00	
03101	051701900100	099000000010133	70971	50910899	23050115	Conference/Seminar attendance TTEF funding	24,000,000.00	24,000,000.00	
03101	051701900100	099000000010135	70971	50910899	23050115	Research-TETFund	24,000,000.00	24,000,000.00	
03101	051701900100	099000000010126	70731	50910899	23030101	Renovation of Staff Quarters' Earth Road Network	24,000,000.00	24,000,000.00	
03101	051701900100	099000000010137	70482	50910899	23050115	Procurement and Installation of Equipment for Music Department	24,000,000.00	24,000,000.00	
03101	051701900100	099000000010125	70551	50910899	23020120	Primeter Fencing of the College	24,000,000.00	24,000,000.00	
03101	051701900100	099000000010138	70451	50910899	23010105	Procurement of Ambulance	24,000,000.00	24,000,000.00	
03101	051701900100	099000000010136	70482	50910899	23050115	Procurement and Installation of Equipment for One Storey Building	24,000,000.00	24,000,000.00	

#### SUMMARY

<b>Recurrent Revenue</b>	142,796,110.00	625,526,180.40	385,833,200.00
<b>Capital Receipts</b>	502,301,560.00	502,301,560.40	315,362,880.00
<b>TOTAL</b>	<b>645,097,670.00</b>	<b>1,127,827,740.80</b>	<b>701,196,080.00</b>
<b>Personnel Cost</b>	910,414,750.80	1,353,318,820.00	0.00
<b>Overhead Cost</b>	111,139,640.00	102,091,281.12	0.00
<b>Consolidated Revenue Charges</b>			0.00
SUB-TOTAL	1,021,554,390.80	1,455,410,101.12	0.00
<b>Capital Expenditure</b>	936,000,000.00	936,000,000.00	
<b>TOTAL</b>	<b>1,957,554,390.80</b>	<b>2,391,410,101.12</b>	<b>0.00</b>






# CROSS RIVER STATE CHART OF ACCOUNT 2020

## SOCIAL

### 051702100100 CRUTECH CRS UNIVERSITY OF TECHNOLOGY

Fund	Administrative	Programme	Functic	Geo	Economic	Description	Approved Budget 2020	Approved Provision 2019	Actual Rev./Exp. Jan -Aug 2019
<b>RECURRENT REVENUE</b>							<b>1,590,086,687.55</b>	<b>1,358,856,847.55</b>	<b>1,021,327,940.88</b>
<b>12020400 FEES - GENERAL</b>							<b>176,154,000.00</b>	<b>71,500,000.00</b>	<b>106,685,643.00</b>
02101	051702100100	0000000000000000	00000	50910899	12020456	School Tuition/Registration/Examination Fees - Others	42,487,600.00	0.00	32,023,325.00
02101	051702100100	0000000000000000	00000	50910899	12020457	Certificate Charges	11,150,000.00	0.00	0.00
02101	051702100100	0000000000000000	00000	50910899	12020440	Medical Consultancy Fees	17,658,800.00	0.00	13,466,678.00
02101	051702100100	0000000000000000	00000	50910899	12020441	Laboratory Fees	36,757,600.00	0.00	27,244,120.00
02101	051702100100	0000000000000000	00000	50910899	12020455	School Tuition/Registration/Examination Fees-Postgraduate	66,600,000.00	70,000,000.00	33,951,520.00
02101	051702100100	0000000000000000	00000	50910899	12020427	Tender Fees	1,500,000.00	1,500,000.00	0.00
<b>12020600 SALES - GENERAL</b>							<b>8,000,000.00</b>	<b>6,530,000.00</b>	<b>310,000.00</b>
02101	051702100100	0000000000000000	00000	50910899	12020662	Sale Of Admission Forms	5,000,000.00	5,000,000.00	310,000.00
02101	051702100100	0000000000000000	00000	50910899	12020609	Proceeds From Sales Of Farm Produce	3,000,000.00	1,530,000.00	0.00
<b>12020700 EARNINGS -GENERAL</b>							<b>121,716,800.00</b>	<b>118,278,000.00</b>	<b>85,611,760.00</b>
02101	051702100100	0000000000000000	00000	50910899	12020707	Earnings From Medical Services	600,000.00	500,000.00	71,000.00
02101	051702100100	0000000000000000	00000	50910899	12020718	Disposal Of Fixed Assesst	1,000,000.00	1,000,000.00	400,000.00
02101	051702100100	0000000000000000	00000	50910899	12020777	Funds From Cisco	750,000.00	750,000.00	0.00
02101	051702100100	0000000000000000	00000	50910899	12020759	Earnings From Edu-Portal	119,366,800.00	116,028,000.00	85,140,760.00
<b>12020900 RENT ON LAND AND OTHERS - GENERAL</b>							<b>6,823,247.55</b>	<b>6,823,247.55</b>	<b>0.00</b>
02101	051702100100	0000000000000000	00000	50910899	12020911	Economic Rent	6,823,247.55	6,823,247.55	0.00
<b>12022000 FEES - GENERAL (CONT.)</b>							<b>947,563,040.00</b>	<b>838,800,600.00</b>	<b>597,957,957.88</b>
02101	051702100100	0000000000000000	00000	50910899	12022323	Student Affiars Record Fee	4,865,640.00	0.00	3,946,780.00
02101	051702100100	0000000000000000	00000	50910899	12022237	Accommodation	25,000,000.00	25,000,000.00	85,000.00
02101	051702100100	0000000000000000	00000	50910899	12022238	Student Handbook	2,330,000.00	0.00	1,654,700.00
02101	051702100100	0000000000000000	00000	50910899	12022216	Library Fees	8,973,400.00	9,218,400.00	6,764,415.00
02101	051702100100	0000000000000000	00000	50910899	12022108	Registration of Contractor's	500,000.00	0.00	0.00
02101	051702100100	0000000000000000	00000	50910899	12022137	Entrance Examination Fees for	4,000,000.00	10,000,000.00	3,403,050.00
02101	051702100100	0000000000000000	00000	50910899	12022315	Exam Material Fee	17,658,800.00	18,352,100.00	13,466,680.00
02101	051702100100	0000000000000000	00000	50910899	12022235	Certificate Verification Fees	7,689,000.00	7,441,500.00	11,328,570.00
02101	051702100100	0000000000000000	00000	50910899	12022322	Sanitation / Utility / Security Fee	19,658,800.00	18,863,600.00	13,842,010.00
02101	051702100100	0000000000000000	00000	50910899	12022140	Tuition and Other Fees from School	719,812,000.00	699,276,200.00	513,125,346.88
02101	051702100100	0000000000000000	00000	50910899	12022329	Sport Festival	9,549,400.00	9,387,800.00	6,888,720.00
02101	051702100100	0000000000000000	00000	50910899	12022248	Acceptance Fee	69,900,000.00	0.00	1,540,000.00
02101	051702100100	0000000000000000	00000	50910899	12022249	Caution Fee	2,563,000.00	2,480,500.00	1,820,178.00
02101	051702100100	0000000000000000	00000	50910899	12022326	Transcript	7,500,000.00	6,300,000.00	6,105,000.00
02101	051702100100	0000000000000000	00000	50910899	12022233	Caution Fees_12022233	2,563,000.00	2,480,500.00	1,820,178.00
02101	051702100100	0000000000000000	00000	50910899	12022246	Matriculation Fee	30,000,000.00	30,000,000.00	12,167,330.00
02101	051702100100	0000000000000000	00000	50910899	12022325	Net Fund from CRUTECH Services	15,000,000.00	0.00	0.00
<b>14070100 EXTRAORDINARY ITEMS_14070100</b>							<b>3,000,000.00</b>	<b>3,000,000.00</b>	<b>406,000.00</b>
02101	051702100100	0000000000000000	00000	50910899	14070115	Siwes Income	3,000,000.00	3,000,000.00	406,000.00







# CROSS RIVER STATE CHART OF ACCOUNT 2020

## SOCIAL

### 051702100100 CRUTECH CRS UNIVERSITY OF TECHNOLOGY

Fund	Administrative	Programme	Functic	Geo	Economic	Description	Approved Budget 2020	Approved Provision 2019	Actual Rev./Exp. Jan -Aug 2019
<b>16010100 SPECIAL FUNDS/ACCOUNTS - RECEIPTS_16010100</b>							<b>326,829,600.00</b>	<b>313,925,000.00</b>	<b>230,356,580.00</b>
02101	051702100100	0000000000000000	00000	50910899	16010106	General Rehab / Development Levy Fees	326,829,600.00	313,925,000.00	230,356,580.00
<b>CAPITAL RECIEPTS</b>							<b>10,682,211,424.29</b>	<b>9,965,190,087.78</b>	<b>1,683,872,950.03</b>
<b>14020200 OTHER CAPITAL RECEIPTS_14020200</b>							<b>10,682,211,424.29</b>	<b>9,965,190,087.78</b>	<b>1,683,872,950.03</b>
02101	051702100100	0000000000000000	00000	50910899	14020206	Local Government Contribution	319,209,212.00	319,209,212.00	0.00
02101	051702100100	0000000000000000	00000	50910899	14020232	Net Fund From Crutech Education Services	55,250,000.00	55,250,000.00	13,976,110.00
02101	051702100100	0000000000000000	00000	50910899	14020242	Grant 446	10,307,752,212.29	9,590,730,875.78	1,669,896,840.03
<b>PERSONNEL COST</b>							<b>5,057,789,971.90</b>	<b>14,694,203,166.22</b>	<b>8,436,257,135.24</b>
<b>21010100 SALARIES AND WAGES</b>							<b>3,146,247,146.93</b>	<b>1,531,250,533.61</b>	<b>7,568,675,532.27</b>
02101	051702100100	0000000000000000	00000	50910899	21010101	Salary	3,144,247,146.93	1,529,250,533.61	7,568,675,532.27
02101	051702100100	0000000000000000	00000	50910899	21010102	Over Time Payments	2,000,000.00	2,000,000.00	0.00
<b>21020100 ALLOWANCES</b>							<b>1,911,542,824.97</b>	<b>13,162,952,632.61</b>	<b>867,581,602.97</b>
02101	051702100100	0000000000000000	00000	50910899	21020163	Security Allowance	4,200,000.00	4,200,000.00	2,500,000.00
02101	051702100100	0000000000000000	00000	50910899	21020126	Earned Allowance	547,616,106.96	9,321,667,818.12	0.00
02101	051702100100	0000000000000000	00000	50910899	21020120	Corpers' Allowance	0.00	6,000,000.00	0.00
02101	051702100100	0000000000000000	00000	50910899	21020115	Hazard Allowance	37,800,000.00	37,800,000.00	0.00
02101	051702100100	0000000000000000	00000	50910899	21020105	Rent	313,603,323.95	366,752,992.72	202,686,129.10
02101	051702100100	0000000000000000	00000	50910899	21020135	Medical Allowance	200,000.00	200,000.00	142,513.73
02101	051702100100	0000000000000000	00000	50910899	21020142	Peculia/Conpua	949,396,538.06	951,207,706.13	596,153,904.68
02101	051702100100	0000000000000000	00000	50910899	21020129	Headship Allowance	4,340,000.00	9,920,000.00	0.00
02101	051702100100	0000000000000000	00000	50910899	21020141	Over Time Allowance	2,150,000.00	7,130,000.00	0.00
02101	051702100100	0000000000000000	00000	50910899	21020121	Call Duty Allowance	0.00	2,896,800.00	0.00
02101	051702100100	0000000000000000	00000	50910899	21020136	Non Pay Roll Allowance	0.00	1,745,490,663.64	0.00
02101	051702100100	0000000000000000	00000	50910899	21020147	Shift Allowance	0.00	6,686,652.00	0.00
02101	051702100100	0000000000000000	00000	50910899	21020187	Sanitation Expenses	17,236,856.00	3,000,000.00	66,099,055.46
02101	051702100100	0000000000000000	00000	50910899	21020170	Payment Of Arrears	35,000,000.00	700,000,000.00	0.00
<b>OVERHEAD COST</b>							<b>749,650,934.76</b>	<b>839,832,171.62</b>	<b>10,882,906,569.25</b>
<b>22020100 TRAVEL AND TRANSPORT - GENERAL</b>							<b>212,454,875.27</b>	<b>73,656,800.00</b>	<b>20,721,614.10</b>
02101	051702100100	0000000000000000	00000	50910899	22020102	Local Travel and Transport	212,454,875.27	73,656,800.00	20,721,614.10
<b>22020200 UTILITIES - GENERAL</b>							<b>35,532,940.00</b>	<b>42,398,540.00</b>	<b>33,458,042.53</b>
02101	051702100100	0000000000000000	00000	50910899	22020206	Sewage Charges	3,988,992.00	3,988,992.00	3,700,000.00
02101	051702100100	0000000000000000	00000	50910899	22020212	Mails, Courier, Diplomatic Mail	1,200,000.00	2,400,000.00	920,000.00
02101	051702100100	0000000000000000	00000	50910899	22020205	Water Rates_22020205	4,755,696.00	5,163,696.00	4,700,000.00
02101	051702100100	0000000000000000	00000	50910899	22020201	Electricity Charges	23,312,652.00	27,782,652.00	23,216,042.53
02101	051702100100	0000000000000000	00000	50910899	22020202	Telephone Charges	2,275,600.00	3,063,200.00	922,000.00
<b>22020300 MATERIALS AND SUPPLIES - GENERAL</b>							<b>51,965,185.00</b>	<b>61,650,935.00</b>	<b>67,349,892.41</b>
02101	051702100100	0000000000000000	00000	50910899	22020304	Magazines and Periodicals	694,300.00	1,957,800.00	110,000.00
02101	051702100100	0000000000000000	00000	50910899	22020308	Field and Camping Materials Supplies	1,571,310.00	1,964,810.00	0.00
02101	051702100100	0000000000000000	00000	50910899	22020302	Books_22020302	650,600.00	0.00	321,000.00







**CROSS RIVER STATE CHART OF ACCOUNT 2020**

**SOCIAL**

**051702100100 CRUTECH CRS UNIVERSITY OF TECHNOLOGY**

Fund	Administrative	Programme	Funcic	Geo	Economic	Description	Approved Budget 2020	Approved Provision 2019	Actual Rev./Exp. Jan -Aug 2019
02101	051702100100	0000000000000000	00000	50910899	22020310	Teaching Aids / Instruction Materials	4,602,200.00	5,206,200.00	500,000.00
02101	051702100100	0000000000000000	00000	50910899	22020315	Office Material And Supplies	24,203,110.00	27,712,110.00	53,875,207.28
02101	051702100100	0000000000000000	00000	50910899	22020316	Computer Materials And Supplies_22020316	15,617,645.00	19,579,645.00	11,563,685.13
02101	051702100100	0000000000000000	00000	50910899	22020309	Uniforms and Other Clothing	4,626,020.00	5,230,370.00	980,000.00
<b>22020400 MAINTENANCE SERVICES - GENERAL</b>							<b>158,418,828.05</b>	<b>164,124,427.76</b>	<b>92,149,194.00</b>
02101	051702100100	0000000000000000	00000	50910899	22020403	Maintenance Of Office Building / Residential Qtrs	600,000.00	21,600,000.00	550,000.00
02101	051702100100	0000000000000000	00000	50910899	22020401	Maintenance Of Motor Vehicle/Transport Equipment	24,611,008.05	28,782,808.05	10,983,219.00
02101	051702100100	0000000000000000	00000	50910899	22020402	Maintenance Of Office Furniture	3,748,000.00	5,068,000.00	1,944,700.00
02101	051702100100	0000000000000000	00000	50910899	22020417	Maintenance Of Office Building	22,397,000.00	2,397,000.00	21,700,000.00
02101	051702100100	0000000000000000	00000	50910899	22020415	Maintenance Of Office Equipments	2,570,000.00	736,799.71	1,900,000.00
02101	051702100100	0000000000000000	00000	50910899	22020404	Maintenance Of Office / It Equipments	405,000.00	2,661,000.00	0.00
02101	051702100100	0000000000000000	00000	50910899	22020405	Maintenance Of Plants/Generators	88,087,820.00	85,078,820.00	40,071,275.00
02101	051702100100	0000000000000000	00000	50910899	22020406	Other Maintenance Services	16,000,000.00	17,800,000.00	15,000,000.00
<b>22020500 TRAINING - GENERAL</b>							<b>49,405,000.00</b>	<b>88,955,000.00</b>	<b>15,370,612.00</b>
02101	051702100100	0000000000000000	00000	50910899	22020501	Local Training	30,280,000.00	57,330,000.00	8,681,312.00
02101	051702100100	0000000000000000	00000	50910899	22020504	Research/Publication	19,125,000.00	31,625,000.00	6,689,300.00
<b>22020600 OTHER SERVICES - GENERAL</b>							<b>182,852,322.00</b>	<b>249,041,924.92</b>	<b>10,622,734,734.21</b>
02101	051702100100	0000000000000000	00000	50910899	22020625	Examination Expenses	19,612,000.00	39,224,000.00	9,620,800.00
02101	051702100100	0000000000000000	00000	50910899	22020635	Other Service	18,100,000.00	18,100,000.00	7,245,645.00
02101	051702100100	0000000000000000	00000	50910899	22020627	Expenses On Visiting Lecturers	11,660,000.00	23,320,000.00	9,821,500.00
02101	051702100100	0000000000000000	00000	50910899	22020630	Hostel Expenses	9,471,000.00	18,942,000.00	9,620,800.00
02101	051702100100	0000000000000000	00000	50910899	22020604	Security Vote (Including Operations)	0.00	8,400,000.00	0.00
02101	051702100100	0000000000000000	00000	50910899	22020605	Cleaning and Fumigation Services	400,000.00	400,000.00	0.00
02101	051702100100	0000000000000000	00000	50910899	22020612	Community Service	2,500,000.00	5,000,000.00	2,500,000.00
02101	051702100100	0000000000000000	00000	50910899	22020614	Council Of Chief Expenses	32,285,322.00	20,007,924.92	10,519,605,000.00
02101	051702100100	0000000000000000	00000	50910899	22020639	Press And Public Relation/ Advertisement	6,000,000.00	12,000,000.00	5,904,124.85
02101	051702100100	0000000000000000	00000	50910899	22020652	Student Union Government	5,544,000.00	11,088,000.00	3,201,350.00
02101	051702100100	0000000000000000	00000	50910899	22020601	Security Services	54,000,000.00	36,000,000.00	42,899,620.66
02101	051702100100	0000000000000000	00000	50910899	22020675	Matriculation/Convocation	20,000,000.00	50,000,000.00	12,167,330.00
02101	051702100100	0000000000000000	00000	50910899	22020653	Ciwes Expences	3,280,000.00	6,560,000.00	148,563.70
<b>22020700 CONSULTING AND PROFESSIONAL SERVICES - GEN</b>							<b>27,919,211.45</b>	<b>36,789,220.00</b>	<b>18,000,000.00</b>
02101	051702100100	0000000000000000	00000	50910899	22020704	Engineering Services	6,000,000.00	12,000,000.00	4,000,000.00
02101	051702100100	0000000000000000	00000	50910899	22020703	Legal Services	2,969,220.00	2,969,220.00	2,800,000.00
02101	051702100100	0000000000000000	00000	50910899	22020722	External Auditor's Fee	5,400,000.00	0.00	0.00
02101	051702100100	0000000000000000	00000	50910899	22020708	Medical Consulting	4,650,000.00	8,100,000.00	4,200,000.00
02101	051702100100	0000000000000000	00000	50910899	22020710	Adminstration/ Publication	0.00	1,920,000.00	0.00
02101	051702100100	0000000000000000	00000	50910899	22020715	Other Professional Services	3,299,991.45	6,600,000.00	4,500,000.00
02101	051702100100	0000000000000000	00000	50910899	22020718	Professional And Consultancy Services	600,000.00	0.00	500,000.00
02101	051702100100	0000000000000000	00000	50910899	22020701	Financial Consulting	5,000,000.00	5,200,000.00	2,000,000.00

**CERTIFIED TRUE COPY**



**CROSS RIVER STATE CHART OF ACCOUNT 2020**

**SOCIAL**

**051702100100 CRUTECH CRS UNIVERSITY OF TECHNOLOGY**

Fund	Administrative	Programme	Func	Geo	Economic	Description	Approved Budget 2020	Approved Provision 2019	Actual Rev./Exp. Jan -Aug 2019
					<b>22020800</b>	<b>FUEL AND LUBRICANTS - GENERAL</b>	<b>366,000.00</b>	<b>0.00</b>	<b>0.00</b>
02101	051702100100	0000000000000000	00000	50910899	22020803	Plant / Generator Fuel Cost	366,000.00	0.00	0.00
					<b>22020900</b>	<b>FINANCIAL CHARGES - GENERAL</b>	<b>2,030,000.00</b>	<b>2,000,000.00</b>	<b>0.00</b>
02101	051702100100	0000000000000000	00000	50910899	22020901	Bank Charges (Other Than Interest)	2,030,000.00	2,000,000.00	0.00
					<b>22021000</b>	<b>MISCELLANEOUS EXPENSES GENERAL</b>	<b>22,376,572.99</b>	<b>114,885,323.94</b>	<b>11,522,480.00</b>
02101	051702100100	0000000000000000	00000	50910899	22021057	Entertainment at Meetings	4,276,572.99	7,025,323.94	2,740,000.00
02101	051702100100	0000000000000000	00000	50910899	22021053	Hospitality_22021053	0.00	75,600,000.00	0.00
02101	051702100100	0000000000000000	00000	50910899	22021052	Financial Assistance	4,000,000.00	5,000,000.00	2,500,000.00
02101	051702100100	0000000000000000	00000	50910899	22021048	Burial	3,000,000.00	3,000,000.00	3,000,000.00
02101	051702100100	0000000000000000	00000	50910899	22021010	Direct Teaching and Laboratory Cost	0.00	8,060,000.00	0.00
02101	051702100100	0000000000000000	00000	50910899	22021008	Subscription To Professional Bodies	6,100,000.00	11,200,000.00	2,832,480.00
02101	051702100100	0000000000000000	00000	50910899	22021002	Honorarium and Sitting Allowance	5,000,000.00	5,000,000.00	450,000.00
					<b>22030100</b>	<b>OTHER SERVICES - GENERAL (CONT.)</b>	<b>6,330,000.00</b>	<b>6,330,000.00</b>	<b>1,600,000.00</b>
02101	051702100100	0000000000000000	00000	50910899	22030109	Students Excursion	6,330,000.00	6,330,000.00	1,600,000.00
						<b>CAPITAL EXPENDITURE</b>	<b>4,068,799,951.88</b>	<b>2,577,965,173.14</b>	
03101	051702100100	099000000030001	70971	50910899	23050115	Procurement of MUSEUM and Mutuary Material for Faculty of Basic Medical Sciences	3,000,000.00	3,000,000.00	
03101	051702100100	099000000030106	70661	50910899	23050115	Completion of Guest House (CRUTECH) in Calabar	5,000,000.00	1,000,000.00	
03101	051702100100	099000000030002	70961	50910899	23010129	Procurement of Engineering Equipment	7,221,642.75	7,221,642.75	
03101	051702100100	099000000030003	70971	50910899	23010129	Procurement of Physical & Software tools in DICT Centre, Calabar	3,887,000.00		
03101	051702100100	099000000030004	70971	50910899	23010129	Procurement of Sport Equipments for Human Kinetic/Health Education	300,000.00		
03101	051702100100	099000000030005	70482	50910899	23050115	Management of 100Hectares of Teak Plantation	1,276,275.00	1,155,000.00	
03101	051702100100	099000000030006	70482	50910899	23050115	Purchase of Animal Feeds inAnimal Science Department	2,845,590.00	2,845,590.00	
03101	051702100100	099000000030007	70971	50910899	23050115	Entreprenurship Centre(TETFUNDS)	20,000,000.00		
03101	051702100100	099000000030008	70451	50910899	23020114	Construction of Access Road to Gust House in Obubra Campus	20,000,000.00	20,000,000.00	
03101	051702100100	099000000030009	70451	50910899	23020114	Rehabilitation of Roads in Ogoja and Calabar Campuses	30,000,000.00	15,000,000.00	
03101	051702100100	099000000030022	70971	50910899	32010101	Fencing of 100Km of University Land	50,000,000.00	10,000,000.00	
03101	051702100100	099000000030012	70486	50910899	32010511	Payment for Internet Bandwidth	5,775,000.00	5,775,000.00	
03101	051702100100	099000000030034	70133	50910899	23030127	Rehabilitation of physical Planning /Maintenance Workshop(Phase	5,000,000.00	5,000,000.00	
03101	051702100100	099000000030024	70981	50910899	32010904	Procurement of Mechanical and Laboratory Equipment for Mechanical Engineering Department	90,000,000.00	200,000,000.00	
03101	051702100100	099000000030105	70133	50910899	23050115	Reactivation of Cool Room	2,000,000.00	1,000,000.00	
03101	051702100100	099000000030013	70611	50910899	23010112	Procurement of Sundry Textbooks for Obubra Campus Library	2,912,250.00		
03101	051702100100	099000000030014	70611	50910899	23010112	Procurement of Office Furniture	25,000,000.00	10,707,480.00	
03101	051702100100	099000000030015	70611	50910899	23030127	Renovation of Labs, Studios and Workshops			






# CROSS RIVER STATE CHART OF ACCOUNT 2020

## SOCIAL

### 051702100100 CRUTECH CRS UNIVERSITY OF TECHNOLOGY

Fund	Administrative	Programme	Functic	Geo	Economic	Description	Approved Budget 2020	Approved Provision 2019	Actual Rev./Exp. Jan -Aug 2019
03101	051702100100	099000000030016	70112	50910899	23010119	Counterpart funding for the Construction of APPROVED foundry & 1No 50KVA generating set in the faculty of Engineering			
03101	051702100100	099000000030017	70961	50910899	23020101	Construction of 2No Workshops for Virtual Art Tech. (Upgrade)	2,200,000.00	2,200,000.00	
03101	051702100100	099000000030018	70486	50910899	23010136	Acquisition of Fuel dump for Diesel			
03101	051702100100	099000000030019	70961	50910899	23050115	Preparation of CRUTECH Master Plan	15,000,000.00	15,000,000.00	
03101	051702100100	099000000030045	70981	50910899	23010139	Procurement of Equipment and Apparatus for Physics Electronic and Instructional Lab.	2,210,000.00	12,000,000.00	
03101	051702100100	099000000030035	70133	50910899	23010142	Procurement of Laboratory Equipment in the Faculty of Enginnering, Education, Environmental Sciences, Management and Agriculture (Phase 2	5,000,000.00	5,000,000.00	
03101	051702100100	099000000030056	70133	50910899	23050115	Accreditation Expenses	800,000,000.00	667,712,498.00	
03101	051702100100	099000000030025	70981	50910899	32010904	Procurement of Soil Mechanics Laboratory Equipment ,Machines and Apparatus for Civil Engineering Department	40,000,000.00	50,000,000.00	
03101	051702100100	099000000030026	70482	50910899	23050115	Development of 5000 Hectare of Teak& Oil Plantations	3,000,000.00	3,000,000.00	
03101	051702100100	099000000030027	70971	50910899	32010904	Procurement of Laboratory Equipment in the Faculty of Engineering, Education, Environmental Sceinces, Management	5,000,000.00	5,000,000.00	
03101	051702100100	099000000030028	70451	50910899	23020101	Construction of Lecture Theatre	120,000,000.00	99,353,653.62	
03101	051702100100	099000000030029	70971	50910899	32010904	Procurement of Laboratory Glassware in the Faculty of Health Science	5,000,000.00	5,000,000.00	
03101	051702100100	099000000030030	70133	50910899	23020102	Renovation of CRUTECH Hotel, Ogoja		2,000,000.00	
03101	051702100100	099000000030031	70611	50910899	23010112	Manufacture & Installation of Fumiture & Fittings 7No Laboratories in the Faculty of Health Sciences Okuku	8,000,000.00	8,000,000.00	
03101	051702100100	099000000030032	70133	50910899	32010904	Counterpart funding for Construction of Advanced Manufacturing Workshop & Generator with Accessories in Faculty of Engineering	5,000,000.00	5,000,000.00	
03101	051702100100	099000000030059	70133	50910899	23020101	Construction of 2 Storey Laboratory Bilding with Offices	179,249,415.90	179,249,415.90	
03101	051702100100	099000000030020	70961	50910899	23010114	Procurement of 50 Laser Printer Each Year	12,500,000.00	60,000,000.00	
03101	051702100100	099000000030046	70981	50910899	23010139	Procurement of Equipment and Apparatus in Experiments in Ciruit Therorem Lab.	2,000,000.00	2,000,000.00	
03101	051702100100	099000000030036	70611	50910899	23010142	Procurement of Chemical/Reagent for Faculties of Science and Agriculture			
03101	051702100100	099000000030047	70971	50910899	23050115	Procurement of Strenght of Materials Laboratory	5,000,000.00	5,000,000.00	
03101	051702100100	099000000030037	70651	50910899	23030120	Renovation of Academic Block A and B in Calabar Campus	10,000,000.00	10,000,000.00	
03101	051702100100	099000000030038	70451	50910899	23020114	Construction and Rehabilitation of Roads in Calabar Campus	5,250,000.00	5,000,000.00	
03101	051702100100	099000000030039	70133	50910899	23020101	Re-roofing of Estate & Works in Obubra Campus	8,651,240.00		
03101	051702100100	099000000030040	70133	50910899	23020101	Re-roofing of Library Health Centre and Laboratories Obubra	3,000,000.00	3,000,000.00	
03101	051702100100	099000000030041	70133	50910899	23020101	Re-roofing of Power House in Obubra Campus	4,000,000.00	4,000,000.00	






# CROSS RIVER STATE CHART OF ACCOUNT 2020

## SOCIAL

### 051702100100 CRUTECH CRS UNIVERSITY OF TECHNOLOGY

Fund	Administrative	Programme	Func	Geo	Economic	Description	Approved Budget 2020	Approved Provision 2019	Actual Rev./Exp. Jan -Aug 2019
03101	051702100100	099000000030042	70133	50910899	23020101	Re-roofing of Works and Forestry Workshop in Obubra Campus	10,000,000.00	10,000,000.00	
03101	051702100100	099000000030043	70133	50910899	23050115	Construction of Resource Centre for EIRD Centre	12,438,165.60	12,438,165.60	
03101	051702100100	099000000030023	70981	50910899	32010904	Procurement of Lab. Chemicals for the Faculty of Health Science	3,000,000.00	3,000,000.00	
03101	051702100100	099000000030011	70451	50910899	23010105	Procurement of official vehicles	64,000,000.00	58,000,000.00	
03101	051702100100	099000000030057	70133	50910899	23050115	Construction of Tractor Shed/Workshop in Obubra	9,467,260.00		
03101	051702100100	099000000030033	70721	50910899	32010904	Procurement of Medical Equipmwt for Ogoja Campus	5,000,000.00	5,000,000.00	
03101	051702100100	099000000030048	70482	50910899	23010139	Provision of Equipment,Tools and Apparatus in the Department of Forestry and Wildlife	10,000,000.00	10,000,000.00	
03101	051702100100	099000000030049	70482	50910899	23030127	Provision of Laboratory Equipment and Chemicals in Fisheries Department	2,018,000.00	1,826,935.00	
03101	051702100100	099000000030050	70133	50910899	23050115	Upgrade of Hostel 1,2 and 3 In Calabar Campus	45,000,000.00	45,000,000.00	
03101	051702100100	099000000030051	70133	50910899	23020101	Construction of 2 Storey Classroom Block with Offices		99,353,653.62	
03101	051702100100	099000000030052	70133	50910899	23020011	Procurement of Assorted Textbooks, Journals and Reference Texts	19,431,212.63	19,431,212.63	
03101	051702100100	099000000030053	70971	50910899	23050115	Procurement of 318 Double Bunk Bed for Hostels in Campus	5,000,000.00	5,000,000.00	
03101	051702100100	099000000030054	70482	50910899	23010102	Equipment for Mini Feed Mill for Teaching and Reseach in Animal Science Department	4,000,000.00	4,000,000.00	
03101	051702100100	099000000030055	70482	50910899	23050115	Installation of Wire Mesh in Goat Sheds-Animal Science Department	2,000,000.00	2,000,000.00	
03101	051702100100	099000000030044	70981	50910899	23050115	Production of 2000 no Academic Gown	45,000,000.00	16,000,000.00	
03101	051702100100	099000000030071	70981	50910899	23050115	Renovation of Staff Offices	20,000,000.00	20,000,000.00	
03101	051702100100	099000000030060	70482	50910899	23050115	Renovation of Battery Gate, Piggery,Brooding House and Layers House in Animal Science Department	2,000,000.00	2,000,000.00	
03101	051702100100	099000000030061	70971	50910899	23050115	Furnishing of 10 Classroom with Student Desks		120,000,000.00	
03101	051702100100	099000000030062	70133	50910899	23030126	ICT Support	30,000,000.00	7,500,000.00	
03101	051702100100	099000000030063	70971	50910899	23050101	Programme of Upgrade(Prov.of Research Facilities) TETFUND	1,000,025,000.00	20,000,000.00	
03101	051702100100	099000000030064	70133	50910899	23030117	Construction/Renovation of Recreational Facilities	16,575,000.00	15,000,000.00	
03101	051702100100	099000000030065	70971	50910899	23030127	Procurement of Labs and Studios Equipment for Calabar Campus (TETFUND)		39,125,572.26	
03101	051702100100	099000000030066	70421	50910899	32010205	Management and Stocking Livestock	7,000,000.00	7,000,000.00	
03101	051702100100	099000000030067	70971	50910899	23030127	Procurement of Equipment and Tools for Energy and Environment Physics Lab.	3,000,000.00	3,000,000.00	
03101	051702100100	099000000030083	70981	50910899	23010139	Procurement of Equipment and Tools for EM and DC		5,153,659.50	
03101	051702100100	099000000030021	70961	50910899	23050102	Procurement of Lab & Studio Equipments for VAT	112,031,800.00		
03101	051702100100	099000000030058	70133	50910899	23050113	Advocacy/Publication of TETFUND Project	2,000,000.00	2,000,000.00	
03101	051702100100	099000000030092		50910899	32010919	Provision of E-Library		3,185,626.50	
03101	051702100100	099000000030072	70133	50910899	23010127	Purchase of Birds and Drugs for Breeding	2,000,000.00	2,000,000.00	
03101	051702100100	099000000030073	70133	50910899	32010925	Printing of Various Security Documents	10,000,000.00	10,000,000.00	
03101	051702100100	099000000030074	70133	50910899	23050115	Manucripts Development	14,150,000.00	22,000,000.00	





# CROSS RIVER STATE CHART OF ACCOUNT 2020

## SOCIAL

### 051702100100 CRUTECH CRS UNIVERSITY OF TECHNOLOGY

Fund	Administrative	Programme	Functic	Geo	Economic	Description	Approved Budget 2020	Approved Provision 2019	Actual Rev./Exp. Jan -Aug 2019
03101	051702100100	099000000030075	70981	50910899	23050115	Computerisation of Crutech Payroll	8,000,000.00	8,000,000.00	
03101	051702100100	099000000030076	70971	50910899	23010113	Procurement of 85 Nos. HP Laptops Computers with Accessories		2,116,537.76	
03101	051702100100	099000000030077	70981	50910899	23010139	Procurement of Office Equipment and Furniture in Pension Unit of Registry	3,000,000.00	3,000,000.00	
03101	051702100100	099000000030078	70981	50910899	23010105	Procurement of 3Nos. Hilux Pickup Van(Gorrilla)	34,000,000.00	19,000,000.00	
03101	051702100100	099000000030079	70971	50910899	23050114	Staff Training and Development(TETFUND)	430,000,000.00	180,000,000.00	
03101	051702100100	099000000030080	70971	50910899	23050113	Publication of Journals(TETFUND)	15,000,000.00	25,000,000.00	
03101	051702100100	099000000030069	70981	50910899	23010139	Procurement of Office Equipment and Furniture for Bursary Department	23,829,500.00	23,829,500.00	
03101	051702100100	099000000030081	70971	50910899	23050115	Fencing of Livestocks Farm Phase 1 in Amimal Science Department	5,000,000.00	5,000,000.00	
03101	051702100100	099000000030068	70133	50910899	23020101	Construction of Nos. Two(2)Sreen House in Obubra Campus		15,000,000.00	
03101	051702100100	099000000030084	70981	50910899	23010139	Procurement of Equipment for Biotech Laboratory in Calabar Campus	3,000,000.00	3,000,000.00	
03101	051702100100	099000000030085	70961	50910899	23030127	Procurement of Equipment for Nuclear Physics Exeperiment Laboratory	2,000,000.00	2,000,000.00	
03101	051702100100	099000000030086	70971	50910899	32010303	Procurement of Metrological Equipment and Drawing Boards in Calabar Campus(TETFUND)			
03101	051702100100	099000000030087	70981	50910899	32010303	Procurement of Metrological Equipment and Drawing Boards in Environment/Sscience	11,000,000.00	11,000,000.00	
03101	051702100100	099000000030088	70961	50910899	23010112	Procurement of Equipment/Accessories for Dental unit in Medical Centre, Calabar	760,000.00		
03101	051702100100	099000000030089	70981	50910899	23010139	Procurement of Tools and Equipment for Works Department in Obubra Campus	3,315,000.00	1,356,245.00	
03101	051702100100	099000000030090	70961	50910899	23010139	Procurement of Tools and Equipment forTechnical Education	3,000,000.00	3,000,000.00	
03101	051702100100	099000000030091	70971	50910899	23030110	Library Development(TETFUNDS)	90,000,000.00		
03101	051702100100	099000000030010	70436	50910899	23010105	Procurement of 4Nos.Hilux Pickup Vehicles with Petrol Engine	34,000,000.00	21,000,000.00	
03101	051702100100	099000000030093	70971	50910899	23050101	Institution Based Research(TETFUNDS)	80,000,000.00	47,500,000.00	
03101	051702100100	099000000030070	70981	50910899	23010139	Procurement of Office Equipment and Furniture in Central Registry ,Calabar Campus	13,809,600.00	13,809,600.00	
03101	051702100100	099000000030095	70981	50910899	32010915	Procurement of Library Facilities		3,118,185.00	
03101	051702100100	099000000030096	70981	50910899	23050115	Procurement of 50 No HP Labtops	10,500,000.00	10,500,000.00	
03101	051702100100	099000000030097	70971	50910899	23030120	Rehabilitation of Buildings in Obubra,Ogoja and Okuku Campuses	20,000,000.00	20,000,000.00	
03101	051702100100	099000000030098		50910899	23010140	INFORMATION			
03101	051702100100	099000000030099	70741	50910899	23010140	Procurement of Public Address System for Delivering Lectures	11,000,000.00	11,000,000.00	
03101	051702100100	099000000030100		50910899	23010127	AGRICULTURE			
03101	051702100100	099000000030101	70482	50910899	23010127	Procurement of Fish and Feeding of Fish Fingerlings in the Fish Pond	5,000,000.00	5,000,000.00	
03101	051702100100	099000000030102		50910899	23050115	INVESTMENT			





# CROSS RIVER STATE CHART OF ACCOUNT 2020

## SOCIAL

### 051702100100 CRUTECH CRS UNIVERSITY OF TECHNOLOGY

Fund	Administrative	Programme	Functic	Geo	Economic	Description	Approved Budget 2020	Approved Provision 2019	Actual Rev./Exp. Jan -Aug 2019
03101	051702100100	099000000030103	70971	50910899	23050115	3 Nos. Guest House Re-roof in Obubra Campus	20,000,000.00	20,000,000.00	
03101	051702100100	099000000030094	70971	50910899	23050115	TETFUND Project Maintenance(TETFUND)	50,000,000.00	22,500,000.00	
03101	051702100100	099000000030082	70971	50910899	23050115	Conference Attendance(TETFUNDS)	95,000,000.00	30,000,000.00	
03101	051702100100	099000000030107	70661	50910899	23050115	Renovation of Hostel (CRUTECH), Ogoja	20,000,000.00	20,000,000.00	
03101	051702100100	990000000030592	70482	50910899	23050115	Installation of CCTV Survalance systems in Calabar Campus	3,171,000.00		
03101	051702100100	990000000030591	70661	50910899	23050115	Completion of Sporting equipments & facilities in all Campuses	12,000,000.00		
03101	051702100100	099000000030109	70411	50910899	23050115	Purchase of Shares in CRUTECH CMF Bank Limit	50,000,000.00	10,000,000.00	
03101	051702100100	099000000030108	70631	50910899	23050115	Installation of Overhead Tank and Drilling of Boreholes in Calabar Campus for Water Production	3,000,000.00	3,000,000.00	
03101	051702100100	099000000030104	70431	50910899	23010136	Acquisition of Fuel Dump and Diesel	40,000,000.00	40,000,000.00	

#### SUMMARY

<b>Recurrent Revenue</b>	1,590,086,687.55	1,358,856,847.55	1,021,327,940.88
<b>Capital Receipts</b>	10,682,211,424.29	9,965,190,087.78	1,683,872,950.03
<b>TOTAL</b>	<b>12,272,298,111.84</b>	<b>11,324,046,935.33</b>	<b>2,705,200,890.91</b>
<b>Personnel Cost</b>	5,057,789,971.90	14,694,203,166.22	8,436,257,135.24
<b>Overhead Cost</b>	749,650,934.76	839,832,171.62	10,882,906,569.25
<b>Consolidated Revenue Charges</b>			0.00
<b>SUB-TOTAL</b>	<b>5,807,440,906.66</b>	<b>15,534,035,337.84</b>	<b>19,319,163,704.49</b>
<b>Capital Expenditure</b>	4,068,799,951.88	2,577,965,173.14	
<b>TOTAL</b>	<b>9,876,240,858.54</b>	<b>18,112,000,510.98</b>	<b>19,319,163,704.49</b>







# CROSS RIVER STATE CHART OF ACCOUNT 2020

## SOCIAL

### 051705100100 SEB SECONDARY EDUCATION BOARD

Fund	Administrative	Programme	Func	Geo	Economic	Description	Approved Budget 2020	Approved Provision 2019	Actual Rev./Exp. Jan -Aug 2019
<b>RECURRENT REVENUE</b>							<b>728,580,269.50</b>	<b>547,451,480.00</b>	<b>0.00</b>
<b>12010200 CORPORATES</b>							<b>6,083,100.00</b>	<b>6,083,100.00</b>	<b>0.00</b>
02101	051705100100	0000000000000000	00000	50910899	12010201	Registration of Booklets	6,083,100.00	6,083,100.00	0.00
<b>12020100 LICENCES - GENERAL</b>							<b>16,225,500.00</b>	<b>16,225,500.00</b>	<b>0.00</b>
02101	051705100100	0000000000000000	00000	50910899	12020108	Occupational Health And Safety Certificate	16,225,500.00	16,225,500.00	0.00
<b>12020400 FEES - GENERAL</b>							<b>411,880,989.50</b>	<b>230,752,200.00</b>	<b>0.00</b>
02101	051705100100	0000000000000000	00000	50910899	12020456	School Tuition/Registration/Examination Fees - Others	133,401,000.00	133,401,000.00	0.00
02101	051705100100	0000000000000000	00000	50910899	12020452	School Tuition/Registration/Examination Fees-Undergraduate/Tuition Fees	278,479,989.50	97,351,200.00	0.00
<b>12020600 SALES - GENERAL</b>							<b>126,262,080.00</b>	<b>126,262,080.00</b>	<b>0.00</b>
02101	051705100100	0000000000000000	00000	50910899	12020667	Sales Of Boarded Items	174,800.00	174,800.00	0.00
02101	051705100100	0000000000000000	00000	50910899	12020609	Proceeds From Sales Of Farm Produce	6,655,165.00	6,655,165.00	0.00
02101	051705100100	0000000000000000	00000	50910899	12020663	Sales Of School Badges	1,013,850.00	1,013,850.00	0.00
02101	051705100100	0000000000000000	00000	50910899	12020675	Sales Of School Records	2,300,000.00	2,300,000.00	0.00
02101	051705100100	0000000000000000	00000	50910899	12020678	Sales Of T/Aper Form	8,056,500.00	8,056,500.00	0.00
02101	051705100100	0000000000000000	00000	50910899	12020685	School Sports	64,900,800.00	64,900,800.00	0.00
02101	051705100100	0000000000000000	00000	50910899	12020686	Sch Baesd Management Committee	32,450,400.00	32,450,400.00	0.00
02101	051705100100	0000000000000000	00000	50910899	12020603	Sales Of ID Cards	4,055,400.00	4,055,400.00	0.00
02101	051705100100	0000000000000000	00000	50910899	12020673	Sales Of Local Craft	6,655,165.00	6,655,165.00	0.00
<b>12020700 EARNINGS -GENERAL</b>							<b>70,777,400.00</b>	<b>70,777,400.00</b>	<b>0.00</b>
02101	051705100100	0000000000000000	00000	50910899	12020736	Earnings From Continuous Assessment Booklet	38,327,000.00	38,327,000.00	0.00
02101	051705100100	0000000000000000	00000	50910899	12020734	Computerization	32,450,400.00	32,450,400.00	0.00
<b>12022000 FEES - GENERAL (CONT.)</b>							<b>64,900,800.00</b>	<b>64,900,800.00</b>	<b>0.00</b>
02101	051705100100	0000000000000000	00000	50910899	12022328	Development/Maintenance	32,450,400.00	32,450,400.00	0.00
02101	051705100100	0000000000000000	00000	50910899	12022329	Sport Festival	32,450,400.00	32,450,400.00	0.00
<b>16010100 SPECIAL FUNDS/ACCOUNTS - RECEIPTS_16010100</b>							<b>32,450,400.00</b>	<b>32,450,400.00</b>	<b>0.00</b>
02101	051705100100	0000000000000000	00000	50910899	16010107	P.T.A Levy	32,450,400.00	32,450,400.00	0.00
<b>CAPITAL RECIEPTS</b>							<b>81,266,000.00</b>	<b>81,266,000.00</b>	<b>0.00</b>
<b>14020200 OTHER CAPITAL RECEIPTS_14020200</b>							<b>81,266,000.00</b>	<b>81,266,000.00</b>	<b>0.00</b>
02101	051705100100	0000000000000000	00000	50910899	14020229	Zonal Office Imprest	48,675,600.00	48,675,600.00	0.00
02101	051705100100	0000000000000000	00000	50910899	14020239	Promotion Interview For Teaching Staff	20,000.00	20,000.00	0.00
02101	051705100100	0000000000000000	00000	50910899	14020289	Joint Monitoring of Schools (MOE & Books - Educational services)	32,450,400.00	32,450,400.00	0.00
02101	051705100100	0000000000000000	00000	50910899	14020238	Promotion Interview For Non- Teaching Staff	120,000.00	120,000.00	0.00
<b>PERSONNEL COST</b>							<b>10,999,345,548.14</b>	<b>114,075,112.80</b>	<b>0.00</b>
<b>21010100 SALARIES AND WAGES</b>							<b>10,937,557,250.00</b>	<b>35,786,032.32</b>	<b>0.00</b>
02101	051705100100	0000000000000000	00000	50910899	21010101	Salary	10,921,957,250.00	20,186,032.32	0.00
02101	051705100100	0000000000000000	00000	50910899	21010105	Provision For Promotion	15,600,000.00	15,600,000.00	0.00
<b>21020100 ALLOWANCES</b>							<b>61,788,298.14</b>	<b>78,289,080.48</b>	<b>0.00</b>

**CERTIFIED TRUE COPY**




# CROSS RIVER STATE CHART OF ACCOUNT 2020

## SOCIAL

### 051705100100 SEB SECONDARY EDUCATION BOARD

Fund	Administrative	Programme	Func	Geo	Economic	Description	Approved Budget 2020	Approved Provision 2019	Actual Rev./Exp. Jan -Aug 2019
02101	051705100100	0000000000000000	00000	50910899	21020103	Leave Grant	7,125,391.50	7,934,709.74	0.00
02101	051705100100	0000000000000000	00000	50910899	21020107	Utility	1,310,496.60	1,449,395.18	0.00
02101	051705100100	0000000000000000	00000	50910899	21020106	Transport	9,606,644.72	10,625,002.26	0.00
02101	051705100100	0000000000000000	00000	50910899	21020108	Domestic Servant	3,826,051.20	3,826,051.20	0.00
02101	051705100100	0000000000000000	00000	50910899	21020109	Entertainment	96,900.00	96,900.00	0.00
02101	051705100100	0000000000000000	00000	50910899	21020110	Journal	0.00	3,127,605.76	0.00
02101	051705100100	0000000000000000	00000	50910899	21020111	Vehicle Maintainance	0.00	5,036,680.02	0.00
02101	051705100100	0000000000000000	00000	50910899	21020112	Pa Allowance	0.00	2,019,429.34	0.00
02101	051705100100	0000000000000000	00000	50910899	21020116	Field Allowance	895,409.88	895,409.88	0.00
02101	051705100100	0000000000000000	00000	50910899	21020105	Rent	36,742,952.44	40,811,928.40	0.00
02101	051705100100	0000000000000000	00000	50910899	21020104	Meal Subsidy_21020104	2,184,451.80	2,465,968.70	0.00
<b>OVERHEAD COST</b>							<b>53,927,758.70</b>	<b>5,052,158.70</b>	<b>0.00</b>
<b>22020100 TRAVEL AND TRANSPORT - GENERAL</b>							<b>550,000.00</b>	<b>550,000.00</b>	<b>0.00</b>
02101	051705100100	0000000000000000	00000	50910899	22020101	Local Travel and Transport	550,000.00	550,000.00	0.00
<b>22020300 MATERIALS AND SUPPLIES - GENERAL</b>							<b>700,000.00</b>	<b>700,000.00</b>	<b>0.00</b>
02101	051705100100	0000000000000000	00000	50910899	22020315	Office Material And Supplies	500,000.00	500,000.00	0.00
02101	051705100100	0000000000000000	00000	50910899	22020316	Computer Materials And Supplies_22020316	200,000.00	200,000.00	0.00
<b>22020400 MAINTENANCE SERVICES - GENERAL</b>							<b>1,339,750.60</b>	<b>1,139,750.60</b>	<b>0.00</b>
02101	051705100100	0000000000000000	00000	50910899	22020415	Maintenance Of Office Equipments	153,244.60	153,244.60	0.00
02101	051705100100	0000000000000000	00000	50910899	22020402	Maintenance Of Office Furniture	650,000.00	450,000.00	0.00
02101	051705100100	0000000000000000	00000	50910899	22020401	Maintenance Of Motor Vehicle/Transport Equipment	236,506.00	236,506.00	0.00
02101	051705100100	0000000000000000	00000	50910899	22020406	Other Maintenance Services	300,000.00	300,000.00	0.00
<b>22020600 OTHER SERVICES - GENERAL</b>							<b>2,321,075.60</b>	<b>2,321,075.60</b>	<b>0.00</b>
02101	051705100100	0000000000000000	00000	50910899	22020631	Jcce Plenary	61,000.00	61,000.00	0.00
02101	051705100100	0000000000000000	00000	50910899	22020613	Bdc Sitting At 3 Ones,3 Times A Years	90,000.00	90,000.00	0.00
02101	051705100100	0000000000000000	00000	50910899	22020624	Education Services(Lt\$ T)	2,000,000.00	2,000,000.00	0.00
02101	051705100100	0000000000000000	00000	50910899	22020634	Nce Meeting	90,000.00	90,000.00	0.00
02101	051705100100	0000000000000000	00000	50910899	22020641	School Evaluation	80,075.60	80,075.60	0.00
<b>22020900 FINANCIAL CHARGES - GENERAL</b>							<b>41,332.50</b>	<b>41,332.50</b>	<b>0.00</b>
02101	051705100100	0000000000000000	00000	50910899	22020910	Other Financial Expenses	36,000.00	36,000.00	0.00
02101	051705100100	0000000000000000	00000	50910899	22020901	Bank Charges (Other Than Interest)	5,332.50	5,332.50	0.00
<b>22021000 MISCELLANEOUS EXPENSES GENERAL</b>							<b>48,975,600.00</b>	<b>300,000.00</b>	<b>0.00</b>
02101	051705100100	0000000000000000	00000	50910899	22021005	Imprest To School Principals	48,675,600.00	0.00	0.00
02101	051705100100	0000000000000000	00000	50910899	22021057	Entertainment at Meetings	300,000.00	300,000.00	0.00
<b>CONSOLIDATED REVENUE CHARGES</b>							<b>15,000,000.00</b>	<b>15,000,000.00</b>	<b>0.00</b>
02101	051705100100	0000000000000000	00000	50910899	21010103	Consolidated Revenue Fund Charge- Salaries	15,000,000.00	15,000,000.00	0.00
<b>CAPITAL EXPENDITURE</b>							<b>69,062,771.00</b>	<b>69,062,771.00</b>	
03101	051705100100	099000000008909		50910899	23050115	Printing of APER Forms and Score Sheets for Conduct of Promotion in the Board	5,000,000.00	5,000,000.00	







# CROSS RIVER STATE CHART OF ACCOUNT 2020

## SOCIAL

### 051705100100 SEB SECONDARY EDUCATION BOARD

Fund	Administrative	Programme	Functic	Geo	Economic	Description	Approved Budget 2020	Approved Provision 2019	Actual Rev./Exp. Jan -Aug 2019
03101	051705100100	099000000008901		50910899	23050114	Training and Retraining of Guidance Counselor Teachers	2,518,500.00	2,518,500.00	
03101	051705100100	099000000008902		50910899	23050109	Payment of WAEC / NAPTECH fees for 15,000 CrossRiverians			
03101	051705100100	099000000008905		50910899	23050114	Annual Teacher's Conference	3,338,775.00	3,338,775.00	
03101	051705100100	099000000008903		50910899	23010113	Purchase of Computers and its Accessories	5,855,000.00	5,855,000.00	
03101	051705100100	099000000008904		50910899	23030120	Renovation of SEB Headquarters	46,700,496.00	46,700,496.00	
03101	051705100100	099000000008906		50910899	23050115	Annual Comprehensive Screening	2,000,000.00	2,000,000.00	
03101	051705100100	099000000008907		50910899	23050114	Training and Retraining of Library and Laboratory Attendant and Security Personnels	2,000,000.00	2,000,000.00	
03101	051705100100	099000000008908		50910899	23050115	Production of Uniform Scheme of Work	1,650,000.00	1,650,000.00	

#### SUMMARY

<b>Recurrent Revenue</b>	728,580,269.50	547,451,480.00	0.00
<b>Capital Receipts</b>	81,266,000.00	81,266,000.00	0.00
<b>TOTAL</b>	<b>809,846,269.50</b>	<b>628,717,480.00</b>	<b>0.00</b>
<b>Personnel Cost</b>	10,999,345,548.14	114,075,112.80	0.00
<b>Overhead Cost</b>	53,927,758.70	5,052,158.70	0.00
<b>Consolidated Revenue Charges</b>	15,000,000.00	15,000,000.00	0.00
<b>SUB-TOTAL</b>	<b>11,068,273,306.84</b>	<b>134,127,271.50</b>	<b>0.00</b>
<b>Capital Expenditure</b>	69,062,771.00	69,062,771.00	
<b>TOTAL</b>	<b>11,137,336,077.84</b>	<b>203,190,042.50</b>	<b>0.00</b>

30-2-2020  
 CERTIFIED TRUE COPY




**CROSS RIVER STATE CHART OF ACCOUNT 2020**

**SOCIAL**

**051705500100 STEB STATE TECHNICAL EDUCATION BOARD**

Fund	Administrative	Programme	Func	Geo	Economic	Description	Approved Budget 2020	Approved Provision 2019	Actual Rev./Exp. Jan -Aug 2019
<b>RECURRENT REVENUE</b>							<b>40,500,000.00</b>	<b>40,500,000.00</b>	<b>0.00</b>
<b>12020400 FEES - GENERAL</b>							<b>40,500,000.00</b>	<b>40,500,000.00</b>	<b>0.00</b>
02101	051705500100	0000000000000000	00000	50910899	12020456	School Tuition/Registration/Examination Fees - Others	40,500,000.00	40,500,000.00	0.00
<b>PERSONNEL COST</b>							<b>1,592,256,357.01</b>	<b>258,076,884.15</b>	<b>0.00</b>
<b>21010100 SALARIES AND WAGES</b>							<b>776,754,952.60</b>	<b>13,797,925.83</b>	<b>0.00</b>
02101	051705500100	0000000000000000	00000	50910899	21010101	Salary	776,754,952.60	13,797,925.83	0.00
<b>21020100 ALLOWANCES</b>							<b>815,501,404.41</b>	<b>244,278,958.32</b>	<b>0.00</b>
02101	051705500100	0000000000000000	00000	50910899	21020106	Transport	66,534,427.20	66,534,427.20	0.00
02101	051705500100	0000000000000000	00000	50910899	21020181	TSA Allowances	619,452,251.40	48,229,805.31	0.00
02101	051705500100	0000000000000000	00000	50910899	21020135	Medical Allowance	100,000.00	100,000.00	0.00
02101	051705500100	0000000000000000	00000	50910899	21020112	Pa Allowance	82,775.00	82,775.00	0.00
02101	051705500100	0000000000000000	00000	50910899	21020103	Leave Grant	47,665,077.89	47,665,077.89	0.00
02101	051705500100	0000000000000000	00000	50910899	21020104	Meal Subsidy_21020104	29,398,413.00	29,398,413.00	0.00
02101	051705500100	0000000000000000	00000	50910899	21020105	Rent	31,261,497.36	31,261,497.36	0.00
02101	051705500100	0000000000000000	00000	50910899	21020107	Utility	9,232,859.80	9,232,859.80	0.00
02101	051705500100	0000000000000000	00000	50910899	21020108	Domestic Servant	11,153,823.76	11,153,823.76	0.00
02101	051705500100	0000000000000000	00000	50910899	21020109	Entertainment	570,600.00	570,600.00	0.00
02101	051705500100	0000000000000000	00000	50910899	21020110	Journal	49,679.00	49,679.00	0.00
<b>OVERHEAD COST</b>							<b>10,565,400.00</b>	<b>10,365,400.00</b>	<b>0.00</b>
<b>22020100 TRAVEL AND TRANSPORT - GENERAL</b>							<b>2,215,039.06</b>	<b>2,015,039.06</b>	<b>0.00</b>
02101	051705500100	0000000000000000	00000	50910899	22020101	Local Travel and Transport	2,215,039.06	2,015,039.06	0.00
<b>22020200 UTILITIES - GENERAL</b>							<b>326,188.68</b>	<b>326,188.68</b>	<b>0.00</b>
02101	051705500100	0000000000000000	00000	50910899	22020201	Electricity Charges	326,188.68	326,188.68	0.00
<b>22020300 MATERIALS AND SUPPLIES - GENERAL</b>							<b>1,879,246.64</b>	<b>1,879,246.64</b>	<b>0.00</b>
02101	051705500100	0000000000000000	00000	50910899	22020315	Office Material And Supplies	932,229.74	932,229.74	0.00
02101	051705500100	0000000000000000	00000	50910899	22020316	Computer Materials And Supplies_22020316	947,016.90	947,016.90	0.00
<b>22020400 MAINTENANCE SERVICES - GENERAL</b>							<b>2,837,537.51</b>	<b>2,837,537.51</b>	<b>0.00</b>
02101	051705500100	0000000000000000	00000	50910899	22020402	Maintenance Of Office Furniture	492,000.00	492,000.00	0.00
02101	051705500100	0000000000000000	00000	50910899	22020415	Maintenance Of Office Equipments	100,000.00	100,000.00	0.00
02101	051705500100	0000000000000000	00000	50910899	22020405	Maintenance Of Plants/Generators	1,239,561.61	1,239,561.61	0.00
02101	051705500100	0000000000000000	00000	50910899	22020417	Maintenance Of Office Building	141,975.90	141,975.90	0.00
02101	051705500100	0000000000000000	00000	50910899	22020401	Maintenance Of Motor Vehicle/Transport Equipment	864,000.00	864,000.00	0.00
<b>22020500 TRAINING - GENERAL</b>							<b>200,000.00</b>	<b>200,000.00</b>	<b>0.00</b>
02101	051705500100	0000000000000000	00000	50910899	22020501	Local Training	200,000.00	200,000.00	0.00
<b>22020600 OTHER SERVICES - GENERAL</b>							<b>612,900.00</b>	<b>612,900.00</b>	<b>0.00</b>
02101	051705500100	0000000000000000	00000	50910899	22020639	Press And Public Relation/ Advertisement	612,900.00	612,900.00	0.00
<b>22020700 CONSULTING AND PROFESSIONAL SERVICES - GEN</b>							<b>200,000.00</b>	<b>200,000.00</b>	<b>0.00</b>
02101	051705500100	0000000000000000	00000	50910899	22020703	Legal Services	200,000.00	200,000.00	0.00
<b>22021000 MISCELLANEOUS EXPENSES GENERAL</b>							<b>731,221.03</b>	<b>731,221.03</b>	<b>0.00</b>





**CROSS RIVER STATE CHART OF ACCOUNT 2020**

**SOCIAL**

**051705500100 STEB STATE TECHNICAL EDUCATION BOARD**

Fund	Administrative	Programme	Functic	Geo	Economic	Description	Approved Budget 2020	Approved Provision 2019	Actual Rev./Exp. Jan -Aug 2019
02101	051705500100	0000000000000000	00000	50910899	22021047	Servicom	81,582.36	81,582.36	0.00
02101	051705500100	0000000000000000	00000	50910899	22021057	Entertainment at Meetings	500,000.00	500,000.00	0.00
02101	051705500100	0000000000000000	00000	50910899	22021048	Burial	149,638.67	149,638.67	0.00
<b>22040100 LOCAL GRANTS AND CONTRIBUTIONS</b>							<b>1,563,267.08</b>	<b>1,563,267.08</b>	<b>0.00</b>
02101	051705500100	0000000000000000	00000	50910899	22040140	Board member's Allowances/Expenditure	1,130,767.08	1,130,767.08	0.00
02101	051705500100	0000000000000000	00000	50910899	22040114	Contributions	432,500.00	432,500.00	0.00
<b>CONSOLIDATED REVENUE CHARGES</b>							<b>18,627,525.00</b>	<b>0.00</b>	<b>0.00</b>
02101	051705500100	0000000000000000	00000	50910899	21010103	Consolidated Revenue Fund Charge- Salaries	18,627,525.00	0.00	0.00
<b>CAPITAL EXPENDITURE</b>							<b>299,508,186.53</b>	<b>299,508,186.53</b>	
03101	051705500100	099000000009114	70132	50910899	23010139	Procurement of Office Equipment(Ten - 10 Computer and Eleven -11 Printer/Hub)	1,156,500.00	1,156,500.00	
03101	051705500100	099000000009101	70961	50910899	23050115	Techofair (Production of Exhibition of items)	5,000,000.00	5,000,000.00	
03101	051705500100	099000000009102	70971	50910899	23023110	Equipping of 5 No. of Libraries to meet Cross River State Standard	34,346,438.03	34,346,438.03	
03101	051705500100	099000000009103	70961	50910899	23010124	Provision of Technical Education Training Material for 18 trades	10,000,000.00	10,000,000.00	
03101	051705500100	099000000009110	70132	50910899	23050114	Recruitment of Staff / Training and Induction of Newly Recruited 218 Technical Teachers in 3 Zones	2,500,000.00	2,500,000.00	
03101	051705500100	099000000009104	70961	50910899	23010124	Provision of Technical Equipment (Machine/Hand tools in 3 Technical Schools)	30,000,000.00	30,000,000.00	
03101	051705500100	099000000009105	70961	50910899	32010909	Renovation of 3 Existing Workshops in 3 Technical Colleges	30,000,000.00	30,000,000.00	
03101	051705500100	099000000009106	70162	50910899	23050105	Bidding Activities, Projects Consultancy, Supervision/Monitoring including Preparation of BOQS Drawing and Bank Charges	5,243,345.00	5,243,345.00	
03101	051705500100	099000000009107	70961	50910899	23050114	Screening of Teachers / Staffs in the Technical Education Board	6,345,233.00	6,345,233.00	
03101	051705500100	099000000009111	70811	50910899	23050103	Supervision, Monitoring and Evaluation of Teaching and Non - Teaching Staffs	3,000,000.00	3,000,000.00	
03101	051705500100	099000000009109	70611	50910899	23030127	Construction / Renovation of Science Laboratory at Ajasor Tech. College Etung	14,800,000.00	14,800,000.00	
03101	051705500100	099000000009116	70611	50910899	23020107	Development and Construction of New Site for Government Technical College Ogoja	60,000,000.00	60,000,000.00	
03101	051705500100	099000000009117	70611	50910899	23030121	Renovation of the New Office Acquired for Science and Technical Board(STEB)	36,780,483.50	36,780,483.50	
03101	051705500100	099000000009115	70135	50910899	23010112	Procurement of Office Furniture	11,609,100.00	11,609,100.00	
03101	051705500100	099000000009108	70135	50910899	23050115	Skilled Mapping of the 18 Tech. Colleges / Vocational Centres in the State	11,727,087.00	11,727,087.00	
03101	051705500100	099000000009113	70133	50910899	23020107	Construction/Renovation of New Classroom Blocks in 3 Nos. Technical Colleges	30,000,000.00	30,000,000.00	
03101	051705500100	099000000009112	70133	50910899	23050110	State JETS Competition Project	7,000,000.00	7,000,000.00	





**CROSS RIVER STATE CHART OF ACCOUNT 2020**

**SOCIAL**

**051705500100 STEB STATE TECHNICAL EDUCATION BOARD**

<u>Fund</u>	<u>Administrative</u>	<u>Programme</u>	<u>Func</u>	<u>Geo</u>	<u>Economic</u>	<u>Description</u>	<u>Approved Budget 2020</u>	<u>Approved Provision 2019</u>	<u>Actual Rev./Exp.</u> <u>Jan -Aug 2019</u>
<b>SUMMARY</b>									
						<b>Recurrent Revenue</b>	40,500,000.00	40,500,000.00	0.00
						<b>Capital Receipts</b>			0.00
						<b>TOTAL</b>	<b>40,500,000.00</b>	<b>40,500,000.00</b>	<b>0.00</b>
						<b>Personnel Cost</b>	1,592,256,357.01	258,076,884.15	0.00
						<b>Overhead Cost</b>	10,565,400.00	10,365,400.00	0.00
						<b>Consolidated Revenue Charges</b>	18,627,525.00	0.00	0.00
						<b>SUB-TOTAL</b>	1,621,449,282.01	268,442,284.15	0.00
						<b>Capital Expenditure</b>	299,508,186.53	299,508,186.53	
						<b>TOTAL</b>	<b>1,920,957,468.54</b>	<b>567,950,470.68</b>	<b>0.00</b>

*30-2-20*  
**CERTIFIED TRUE COPY**



# CROSS RIVER STATE CHART OF ACCOUNT 2020

## SOCIAL

### 051705502100 CPSRB CRS PRIVATE SCHOOLS REGULATORY BOARD

Fund	Administrative	Programme	Functic	Geo	Economic	Description	Approved Budget 2020	Approved Provision 2019	Actual Rev./Exp. Jan -Aug 2019
<b>OVERHEAD COST</b>							<b>4,737,699.94</b>	<b>4,737,699.94</b>	<b>0.00</b>
<b>22020200 UTILITIES - GENERAL</b>							<b>1,495,500.00</b>	<b>1,495,500.00</b>	<b>0.00</b>
02101	051705502100	0000000000000000	00000	50910899	22020205	Water Rates_22020205	190,000.00	190,000.00	0.00
02101	051705502100	0000000000000000	00000	50910899	22020202	Telephone Charges	280,000.00	280,000.00	0.00
02101	051705502100	0000000000000000	00000	50910899	22020212	Mails, Courier, Diplomatic Mail	50,000.00	50,000.00	0.00
02101	051705502100	0000000000000000	00000	50910899	22020203	Internet Access Charges	125,000.00	125,000.00	0.00
02101	051705502100	0000000000000000	00000	50910899	22020201	Electricity Charges	850,500.00	850,500.00	0.00
<b>22020300 MATERIALS AND SUPPLIES - GENERAL</b>							<b>805,500.00</b>	<b>805,500.00</b>	<b>0.00</b>
02101	051705502100	0000000000000000	00000	50910899	22020304	Magazines and Periodicals	110,000.00	110,000.00	0.00
02101	051705502100	0000000000000000	00000	50910899	22020303	Newspapers	60,000.00	60,000.00	0.00
02101	051705502100	0000000000000000	00000	50910899	22020315	Office Material And Supplies	293,500.00	293,500.00	0.00
02101	051705502100	0000000000000000	00000	50910899	22020316	Computer Materials And Supplies_22020316	117,000.00	117,000.00	0.00
02101	051705502100	0000000000000000	00000	50910899	22020305	Printing Of Non Security Documents	225,000.00	225,000.00	0.00
<b>22020400 MAINTENANCE SERVICES - GENERAL</b>							<b>1,397,999.85</b>	<b>1,397,999.85</b>	<b>0.00</b>
02101	051705502100	0000000000000000	00000	50910899	22020415	Maintenance Of Office Equipments	244,500.00	244,500.00	0.00
02101	051705502100	0000000000000000	00000	50910899	22020404	Maintenance Of Office / It Equipments	238,000.00	238,000.00	0.00
02101	051705502100	0000000000000000	00000	50910899	22020402	Maintenance Of Office Furniture	268,500.00	268,500.00	0.00
02101	051705502100	0000000000000000	00000	50910899	22020401	Maintenance Of Motor Vehicle/Transport Equipment	646,999.85	646,999.85	0.00
<b>22021000 MISCELLANEOUS EXPENSES GENERAL</b>							<b>1,038,700.09</b>	<b>1,038,700.09</b>	<b>0.00</b>
02101	051705502100	0000000000000000	00000	50910899	22021057	Entertainment at Meetings	1,038,700.09	1,038,700.09	0.00
<b>CAPITAL EXPENDITURE</b>							<b>7,926,299.91</b>	<b>21,926,299.91</b>	
03101	051705502100	099000000026901	70731	50910899	23010112	Purchase of Office Furniture	1,926,299.91	1,926,299.91	
03101	051705502100	099000000026902	70161	50910899	23050103	Inspection /Supervision of Private School	6,000,000.00	20,000,000.00	

#### SUMMARY

<b>Recurrent Revenue</b>			0.00
<b>Capital Receipts</b>			0.00
<b>TOTAL</b>			<b>0.00</b>
<b>Personnel Cost</b>			0.00
<b>Overhead Cost</b>	4,737,699.94	4,737,699.94	0.00
<b>Consolidated Revenue Charges</b>		0.00	0.00
<b>SUB-TOTAL</b>	4,737,699.94	4,737,699.94	0.00
<b>Capital Expenditure</b>	7,926,299.91	21,926,299.91	
<b>TOTAL</b>	<b>12,663,999.85</b>	<b>26,663,999.85</b>	<b>0.00</b>





# CROSS RIVER STATE CHART OF ACCOUNT 2020

## SOCIAL

### 051705600100 CRSSB CRS SCHOLARSHIP BOARD

Fund	Administrative	Programme	Functic	Geo	Economic	Description	Approved Budget 2020	Approved Provision 2019	Actual Rev./Exp. Jan -Aug 2019
<b>CAPITAL RECIEPTS</b>							<b>589,000,000.00</b>	<b>589,000,000.00</b>	<b>0.00</b>
<b>13020300 DOMESTIC GRANTS_13020300</b>							<b>127,000,000.00</b>	<b>127,000,000.00</b>	<b>0.00</b>
02101	051705600100	0000000000000000	00000	50910899	13020301	Domestic Grants	127,000,000.00	127,000,000.00	0.00
<b>13020400 FOREIGN GRANTS_13020400</b>							<b>462,000,000.00</b>	<b>462,000,000.00</b>	<b>0.00</b>
02101	051705600100	0000000000000000	00000	50910899	13020401	Foreign Grants	462,000,000.00	462,000,000.00	0.00
<b>PERSONNEL COST</b>							<b>18,677,530.29</b>	<b>15,132,692.68</b>	<b>0.00</b>
<b>21010100 SALARIES AND WAGES</b>							<b>8,688,369.64</b>	<b>7,490,126.08</b>	<b>0.00</b>
02101	051705600100	0000000000000000	00000	50910899	21010101	Salary	8,688,369.64	7,490,126.08	0.00
<b>21020100 ALLOWANCES</b>							<b>9,989,160.65</b>	<b>7,642,566.60</b>	<b>0.00</b>
02101	051705600100	0000000000000000	00000	50910899	21020106	Transport	1,242,439.44	1,035,365.76	0.00
02101	051705600100	0000000000000000	00000	50910899	21020108	Domestic Servant	2,882,807.76	1,675,424.88	0.00
02101	051705600100	0000000000000000	00000	50910899	21020107	Utility	169,423.56	144,090.00	0.00
02101	051705600100	0000000000000000	00000	50910899	21020104	Meal Subsidy_21020104	282,372.60	240,150.00	0.00
02101	051705600100	0000000000000000	00000	50910899	21020105	Rent	4,488,250.11	3,765,784.68	0.00
02101	051705600100	0000000000000000	00000	50910899	21020109	Entertainment	57,000.00	34,200.00	0.00
02101	051705600100	0000000000000000	00000	50910899	21020103	Leave Grant	866,867.18	747,551.28	0.00
<b>CAPITAL EXPENDITURE</b>							<b>5,515,500,000.00</b>	<b>395,500,000.00</b>	
03101	051705600100	099000000009713	70161	50910899	23050115	Payment Exercise/ 2 Award Ceremonies	1,000,000.00	1,000,000.00	
03101	051705600100	099000000009702	70961	50910899	23050103	Monitoring the Progress of Beneficiaries	1,000,000.00	1,000,000.00	
03101	051705600100	099000000009706	70161	50910899	23050106	Notification of Awareness, Distribution of letters, Board Form and Acceptance letter	500,000.00	500,000.00	
03101	051705600100	099000000009708	70161	50910899	23050115	Conduct of Selection Interview			
03101	051705600100	099000000009709	70161	50910899	23050115	Verification/Nomination List			
03101	051705600100	099000000009712	70161	50910899	23050115	Outstanding Commitment on Scholarship	500,000,000.00	150,000,000.00	
03101	051705600100	099000000009714	70161	50910899	23050106	Sensitization	3,000,000.00	3,000,000.00	
03101	051705600100	099000000009715	70113	50910899	23050109	Sourcing for Alternative Funding and Monitoring (Overseas)	10,000,000.00	10,000,000.00	
03101	051705600100	099000000009716	70113	50910899	23050115	Bursary Award	1,800,000,000.00		
03101	051705600100	099000000009701	70131	50910899	23050114	Manpower Development (Scholarship)	500,000,000.00	130,000,000.00	
03101	051705600100	099000000009717	70113	50910899	23050109	Assistance to Oversea Study	1,500,000,000.00		
03101	051705600100	099000000009705	70161	50910899	23050115	Fresh Scholarship Award (Local)	1,200,000,000.00	100,000,000.00	
03101	051705600100	099000000009711	70161	50910899	23050115	Award of Scholarship - on going (Local)			





**CROSS RIVER STATE CHART OF ACCOUNT 2020**  
**SOCIAL**  
**051705600100 CRSSB CRS SCHOLARSHIP BOARD**

<u>Fund</u>	<u>Administrative</u>	<u>Programme</u>	<u>Func</u>	<u>Geo</u>	<u>Economic</u>	<u>Description</u>	<u>Approved Budget 2020</u>	<u>Approved Provision 2019</u>	<u>Actual Rev./Exp.</u> <u>Jan -Aug 2019</u>
<b>SUMMARY</b>									
						<b>Recurrent Revenue</b>			0.00
						<b>Capital Receipts</b>	589,000,000.00	589,000,000.00	0.00
						<b>TOTAL</b>	<b>589,000,000.00</b>	<b>589,000,000.00</b>	<b>0.00</b>
						<b>Personnel Cost</b>	18,677,530.29	15,132,692.68	0.00
						<b>Overhead Cost</b>			0.00
						<b>Consolidated Revenue Charges</b>		0.00	0.00
						SUB-TOTAL	18,677,530.29	15,132,692.68	0.00
						<b>Capital Expenditure</b>	5,515,500,000.00	395,500,000.00	
						<b>TOTAL</b>	<b>5,534,177,530.29</b>	<b>410,632,692.68</b>	<b>0.00</b>

30-2-2020  
 CERTIFIED TRUE COPY




# CROSS RIVER STATE CHART OF ACCOUNT 2020

## SOCIAL

### 052100100100 MOH MINISTRY OF HEALTH

Fund	Administrative	Programme	Func	Geo	Economic	Description	Approved Budget 2020	Approved Provision 2019	Actual Rev./Exp. Jan -Aug 2019
<b>RECURRENT REVENUE</b>							<b>21,301,000.00</b>	<b>15,800,000.00</b>	<b>0.00</b>
<b>12020100 LICENCES - GENERAL</b>							<b>1,501,000.00</b>	<b>2,300,000.00</b>	<b>0.00</b>
02101	052100100100	0000000000000000	00000	50910899	12020108	Occupational Health And Safety Certificate	1,000.00	800,000.00	0.00
02101	052100100100	0000000000000000	00000	50910899	12020106	Patent And Proprietary Medicine Vendors Licence	1,500,000.00	1,500,000.00	0.00
<b>12020600 SALES - GENERAL</b>							<b>2,500,000.00</b>	<b>1,500,000.00</b>	<b>0.00</b>
02101	052100100100	0000000000000000	00000	50910899	12020648	Sale Of Health Research Ethical Approval Form	2,500,000.00	1,500,000.00	0.00
<b>12020700 EARNINGS -GENERAL</b>							<b>9,800,000.00</b>	<b>7,500,000.00</b>	<b>0.00</b>
02101	052100100100	0000000000000000	00000	50910899	12020774	Proceeds From Food Safety Inspection Services	9,000,000.00	7,000,000.00	0.00
02101	052100100100	0000000000000000	00000	50910899	12020716	Revenue From Staff Clinics	800,000.00	500,000.00	0.00
<b>12022000 FEES - GENERAL (CONT.)</b>							<b>7,500,000.00</b>	<b>4,500,000.00</b>	<b>0.00</b>
02101	052100100100	0000000000000000	00000	50910899	12022139	Registration / Renewal Fees fo	3,500,000.00	2,500,000.00	0.00
02101	052100100100	0000000000000000	00000	50910899	12022137	Entrance Examination Fees for	4,000,000.00	2,000,000.00	0.00
<b>PERSONNEL COST</b>							<b>680,726,249.94</b>	<b>519,318,589.96</b>	<b>0.00</b>
<b>21010100 SALARIES AND WAGES</b>							<b>580,610,540.66</b>	<b>448,895,034.00</b>	<b>0.00</b>
02101	052100100100	0000000000000000	00000	50910899	21010101	Salary	580,610,540.66	448,895,034.00	0.00
<b>21020100 ALLOWANCES</b>							<b>100,115,709.28</b>	<b>70,423,555.96</b>	<b>0.00</b>
02101	052100100100	0000000000000000	00000	50910899	21020115	Hazard Allowance	11,581,500.00	6,930,000.00	0.00
02101	052100100100	0000000000000000	00000	50910899	21020108	Domestic Servant	1,824,746.56	1,735,890.96	0.00
02101	052100100100	0000000000000000	00000	50910899	21020109	Entertainment	45,600.00	34,200.00	0.00
02101	052100100100	0000000000000000	00000	50910899	21020117	Rural Allowance	2,140,271.88	972,570.00	0.00
02101	052100100100	0000000000000000	00000	50910899	21020136	Non Pay Roll Allowance	1,920,000.00	1,920,000.00	0.00
02101	052100100100	0000000000000000	00000	50910899	21020106	Transport	5,899,182.04	3,795,160.00	0.00
02101	052100100100	0000000000000000	00000	50910899	21020137	Non Clinical Allowance	1,972,040.00	1,366,520.00	0.00
02101	052100100100	0000000000000000	00000	50910899	21020103	Leave Grant	4,521,291.30	3,461,661.00	0.00
02101	052100100100	0000000000000000	00000	50910899	21020119	Uniform Allowance_21020119	3,138,004.60	2,901,180.00	0.00
02101	052100100100	0000000000000000	00000	50910899	21020104	Meal Subsidy_21020104	1,162,877.60	977,820.00	0.00
02101	052100100100	0000000000000000	00000	50910899	21020147	Shift Allowance	33,458,617.20	11,007,148.00	0.00
02101	052100100100	0000000000000000	00000	50910899	21020105	Rent	20,741,013.98	18,669,174.00	0.00
02101	052100100100	0000000000000000	00000	50910899	21020167	Hpn Allowance	10,720,384.60	4,238,830.00	0.00
02101	052100100100	0000000000000000	00000	50910899	21020121	Call Duty Allowance	0.00	4,054,880.00	0.00
02101	052100100100	0000000000000000	00000	50910899	21020107	Utility	763,721.76	2,159,492.00	0.00
02101	052100100100	0000000000000000	00000	50910899	21020134	Teaching Allowance	86,387.76	6,098,980.00	0.00
02101	052100100100	0000000000000000	00000	50910899	21020132	Uniform Allowance_21020132	140,070.00	100,050.00	0.00
<b>OVERHEAD COST</b>							<b>12,000,000.00</b>	<b>8,369,026.00</b>	<b>0.00</b>
<b>22020100 TRAVEL AND TRANSPORT - GENERAL</b>							<b>7,602,259.00</b>	<b>2,208,600.00</b>	<b>0.00</b>
02101	052100100100	0000000000000000	00000	50910899	22020101	Local Travel and Transport	89,600.00	112,000.00	0.00
02101	052100100100	0000000000000000	00000	50910899	22020102	Local Travel and Transport	7,512,659.00	2,096,600.00	0.00
<b>22020300 MATERIALS AND SUPPLIES - GENERAL</b>							<b>346,880.00</b>	<b>401,600.00</b>	<b>0.00</b>
02101	052100100100	0000000000000000	00000	50910899	22020315	Office Material And Supplies	346,880.00	401,600.00	0.00







# CROSS RIVER STATE CHART OF ACCOUNT 2020

## SOCIAL

### 052100100100 MOH MINISTRY OF HEALTH

Fund	Administrative	Programme	Func	Geo	Economic	Description	Approved Budget 2020	Approved Provision 2019	Actual Rev./Exp. Jan -Aug 2019
<b>22020400 MAINTENANCE SERVICES - GENERAL</b>							<b>997,760.00</b>	<b>1,247,200.00</b>	<b>0.00</b>
02101	052100100100	0000000000000000	00000	50910899	22020415	Maintenance Of Office Equipments	282,240.00	352,800.00	0.00
02101	052100100100	0000000000000000	00000	50910899	22020401	Maintenance Of Motor Vehicle/Transport Equipment	556,800.00	696,000.00	0.00
02101	052100100100	0000000000000000	00000	50910899	22020402	Maintenance Of Office Furniture	158,720.00	198,400.00	0.00
<b>22020900 FINANCIAL CHARGES - GENERAL</b>							<b>10,461.00</b>	<b>13,077.00</b>	<b>0.00</b>
02101	052100100100	0000000000000000	00000	50910899	22020901	Bank Charges (Other Than Interest)	10,461.00	13,077.00	0.00
<b>22021000 MISCELLANEOUS EXPENSES GENERAL</b>							<b>1,542,640.00</b>	<b>1,658,300.00</b>	<b>0.00</b>
02101	052100100100	0000000000000000	00000	50910899	22021057	Entertainment at Meetings	712,240.00	890,300.00	0.00
02101	052100100100	0000000000000000	00000	50910899	22021047	Servicom	76,800.00	96,000.00	0.00
02101	052100100100	0000000000000000	00000	50910899	22021048	Burial	153,600.00	192,000.00	0.00
02101	052100100100	0000000000000000	00000	50910899	22021008	Subscription To Professional Bodies	600,000.00	480,000.00	0.00
<b>22040100 LOCAL GRANTS AND CONTRIBUTIONS</b>							<b>1,500,000.00</b>	<b>2,840,249.00</b>	<b>0.00</b>
02101	052100100100	0000000000000000	00000	50910899	22040113	Subvention To Approved Tbl Unite In Hospitals Tbl Ogoja, Red Cross and St. Josep	1,500,000.00	1,304,249.00	0.00
02101	052100100100	0000000000000000	00000	50910899	22040112	Grant To Tuls Chanrai, Npi And Sight Savers International	0.00	1,536,000.00	0.00
<b>CONSOLIDATED REVENUE CHARGES</b>							<b>9,895,768.88</b>	<b>9,895,768.88</b>	<b>0.00</b>
02101	052100100100	0000000000000000	00000	50910899	21010103	Consolidated Revenue Fund Charge- Salaries	9,895,768.88	9,895,768.88	0.00
<b>CAPITAL EXPENDITURE</b>							<b>44,808,296,875.00</b>	<b>43,653,296,875.00</b>	
03101	052100100100	099000000028521	70131	50910899	23050101	Conduct of Nursing and Midwifery Council Final Qualifying Examination for General and Midwifery	2,166,120.00	2,166,120.00	
03101	052100100100	099000000028504	70112	50910899	23050109	CRS 40% Share Capital in Calapharm	2,000,000,000.00	2,000,000,000.00	
03101	052100100100	099000000028505	71081	50910899	32030110	Social Security Scheme	500,000,000.00	500,000,000.00	
03101	052100100100	099000000028506	70131	50910899	23050114	Logistic Management Cordinating Unit Activities	1,500,000.00	1,500,000.00	
03101	052100100100	099000000028507	70611	50910899	23020107	Establishment of State College of Nursing and Midwifery Technology	569,187,520.00	169,187,520.00	
03101	052100100100	099000000028508	70131	50910899	23050115	Organisation of State Council of Health Meeting	5,000,000.00	5,000,000.00	
03101	052100100100	099000000028509	70131	50910899	23050113	Launching of State Drug Distribution Center(SDDC)	850,000.00	850,000.00	
03101	052100100100	099000000028516	70131	50910899	23050110	Non - Communicable disease prevention initiative	3,000,000.00	3,000,000.00	
03101	052100100100	099000000028511	70112	50910899	23050109	Funding Health Research on Prevailing Health Problems in Cross River State	2,500,000.00	2,500,000.00	
03101	052100100100	099000000028524	70112	50910899	23050109	Consultancy Fee for State Ministry of Health	5,000,000.00	5,000,000.00	
03101	052100100100	099000000028538	70741	50910899	23050110	Year 2018 Tuberculosis and Leprosy Cntorl Activities	300,000,000.00	300,000,000.00	
03101	052100100100	099000000028522	70131	50910899	23050101	Conduct of State Common Entrance Examinations into Schools of Nursing and Midwifery	6,000,000.00	6,000,000.00	
03101	052100100100	099000000028536	70741	50910899	23050110	Prevention and control of communicable diseases	3,000,000.00	3,000,000.00	
03101	052100100100	099000000028551	70741	50910899	23050110	Census of Health Facilities in Cross River State (Public and Private)	1,250,000.00	1,250,000.00	
03101	052100100100	099000000028519	70133	50910899	23050110	Upgrade of 3 Gen. Hospitals & 5 Nursing Schools	229,000,000.00	229,000,000.00	
03101	052100100100	099000000028517	70131	50910899	23050111	Implementation of Zonal Health Management Policy (Strengthening of inspection services)	3,500,000.00	3,500,000.00	

**CERTIFIED TRUE COPY**




# CROSS RIVER STATE CHART OF ACCOUNT 2020

## SOCIAL

### 052100100100 MOH MINISTRY OF HEALTH

Fund	Administrative	Programme	Functic	Geo	Economic	Description	Approved Budget 2020	Approved Provision 2019	Actual Rev./Exp. Jan -Aug 2019
03101	052100100100	099000000028515	70131	50910899	23050110	Disease Surveillance: Eradication of Guinea Worm Disease in 3 Endemic LGAs	5,000,000.00	5,000,000.00	
03101	052100100100	099000000028501	71011	50910899	23010122	Equip State Isolation Centre and Stock With Aproprate Drugs,Consumables and PPEs	5,000,000.00	5,000,000.00	
03101	052100100100	099000000028512	70112	50910899	23050109	Funding Support for Cross River Health Research Ethics (CR-HREC) Activities	2,300,000.00	2,300,000.00	
03101	052100100100	099000000028527	70133	50910899	23020106	Eye Centre -Calabar South	50,000,000.00	50,000,000.00	
03101	052100100100	099000000028510	70436	50910899	32010312	Procurement of Solar power Sets	1,200,000.00	1,200,000.00	
03101	052100100100	099000000028514	70131	50910899	23050114	Strenghtening of Clinical Governance Research and Training (CGRT) through SERVICOM	2,500,000.00	2,500,000.00	
03101	052100100100	099000000028586	70131	50910899	23050114	Train Lab Scientist on Molecular Testing for CRS Public Health Lab	5,000,000.00	5,000,000.00	
03101	052100100100	099000000028523	70131	50910899	23050114	Continuous Professional Development (CPD) and Management Training for Medical Superintendents	2,000,000.00	2,000,000.00	
03101	052100100100	099000000028539	70133	50910899	23050105	Ministerial Due Process	5,000,000.00	5,000,000.00	
03101	052100100100	099000000028528	70722	50910899	23050110	Lead Lining of X - Ray Units in General Hospitals Yahe, Eja Memorial Itigidi and general Hospital Obubra	10,000,000.00	10,000,000.00	
03101	052100100100	099000000028529	70722	50910899	23050110	Lead lining of X-Ray units in General Hospitals in Calabar, Dr. Law Henshaw, Ugep, and Ogoja and Ukem	10,000,000.00	10,000,000.00	
03101	052100100100	099000000028502	70131	50910899	23050114	Strenghtening of Food Safety and Inspection Services	500,000.00	500,000.00	
03101	052100100100	099000000028530	70971	50910899	23050111	Full Accreditation of schools of Nursing/Midwifery	12,000,000.00	12,000,000.00	
03101	052100100100	099000000028531	70731	50910899	23020106	Construction of 24 (2) bedroom flats in the 6 New General Hospitals	600,000,000.00	120,000,000.00	
03101	052100100100	099000000028532	70131	50910899	23050114	Strenghtening Task Force on Counterfeit and Fake Drugs	1,500,000.00	1,500,000.00	
03101	052100100100	099000000028533	70741	50910899	23050110	2018 Cerebrospinal Meningitis Control Activities	1,500,000.00	1,500,000.00	
03101	052100100100	099000000028534	70741	50910899	23050110	2018 Pneumatic Fever Contorl Activities	750,000.00	750,000.00	
03101	052100100100	099000000028535	70741	50910899	23050110	Co-ordination of Epidemic Control Plat Forms at the State ,LGAs and Health Facilities	750,000.00	750,000.00	
03101	052100100100	099000000028526	70161	50910899	23020106	Construction of School of Nursing -Boki	500,000,000.00	300,000,000.00	
03101	052100100100	099000000028503	70131	50910899	23050114	Train Lab Scientists, Clinicians and LGA DSNOs on Specimens' Collection,Handling, Transportation and Processing	5,000,000.00	5,000,000.00	
03101	052100100100	099000000028525	70161	50910899	23010139	Procurement of Office Equipment and Furniture	2,000,000.00	2,000,000.00	
03101	052100100100	099000000028513	70131	50910899	23050103	Inspectorate Service	1,000,000.00	1,000,000.00	
03101	052100100100	099000000028540	70131	50910899	23050114	Strenghtening of Health Management Information System (HMIS)	1,500,000.00	1,500,000.00	
03101	052100100100	099000000028541	70131	50910899	23050114	Strengthen Occupational Health and safety Unit - PHC and DC, Ministry of Health	2,000,000.00	2,000,000.00	
03101	052100100100	099000000028542	70131	50910899	23050114	Strengthen Pharmacovigilance. Drug information service and Prescriptions Monitoring	1,500,000.00	1,500,000.00	
03101	052100100100	099000000028543	70131	50910899	23050114	Strengthen Implimentation of Integrated Maternal New Born and Child Health Service for the Free Health Centre	10,000,000.00	10,000,000.00	
03101	052100100100	099000000028544	70131	50910899	23050114	Establishment of Medical Maintenance Workshop for training of Medicalofficer	5,000,000.00	5,000,000.00	
03101	052100100100	099000000028545	70471	50910899	23050110	Provision of State Mental Health Services	1,000,000.00	1,000,000.00	





# CROSS RIVER STATE CHART OF ACCOUNT 2020

## SOCIAL

### 052100100100 MOH MINISTRY OF HEALTH

Fund	Administrative	Programme	Functic	Geo	Economic	Description	Approved Budget 2020	Approved Provision 2019	Actual Rev./Exp. Jan -Aug 2019
03101	052100100100	099000000028546	70131	50910899	23050114	Capacity Building for Key Staff - Strengthening of Food safety and inspection services	872,900.00	872,900.00	
03101	052100100100	099000000028547	70131	50910899	23050114	Strengthening of Pharmaceutical services	3,000,000.00	3,000,000.00	
03101	052100100100	099000000028548	70741	50910899	23050110	State Health Insurance Scheme programme(SHIS)	150,000,000.00	150,000,000.00	
03101	052100100100	099000000028520	70131	50910899	23050114	Integrated Supportive Supervision(ISS) and on the Job Capacity Building(OJCB) at the Delivery Points in Health Facilities	500,000.00	500,000.00	
03101	052100100100	099000000028537	70741	50910899	23050110	Year 2018 Neglected Tropical Diseases(NTD) Activities	7,000,000.00	7,000,000.00	
03101	052100100100	099000000028563	70741	50910899	23030105	Resturcturing of / Redesigning of Existing Hospital Pharmacies to meet PCN and NHIS Requirements	1,500,000.00	1,500,000.00	
03101	052100100100	099000000028560	70741	50910899	23050110	Calabar Specialist Hospital	2,000,000,000.00	300,000,000.00	
03101	052100100100	099000000028553	70971	50910899	23050111	Accreditation of General Hospital Calabar for Housemanship and Residency Training	5,000,000.00	5,000,000.00	
03101	052100100100	099000000028554	70131	50910899	23050114	Strengthening of Housemanship and Residency Training Arrangement at General Hospital, Calabar Ugep and Ogoja	6,000,000.00	6,000,000.00	
03101	052100100100	099000000028555	70741	50910899	23020105	Design and Construction of Social /Referral Hopital in Akpabuyo and Etung	3,375,000,000.00	3,000,000,000.00	
03101	052100100100	099000000028556	70741	50910899	23010122	Equipping of 18 Ayade Care Referral Hospitals	3,730,310,310.00	5,730,310,310.00	
03101	052100100100	099000000028557	70741	50910899	23020122	Equipping of Staff clinics	5,595,000.00	5,595,000.00	
03101	052100100100	099000000028558	70741	50910899	23020106	Referral Hospitals(Design and Construction) in 16 LGAs	27,000,500,000.00	27,000,500,000.00	
03101	052100100100	099000000028559	70731	50910899	23020102	Construction of House officer's quarter (Phase 1) at General Hospital Calabar	41,000,000.00	41,000,000.00	
03101	052100100100	099000000028574	70741	50910899	23050110	Media and Social Mobilization Activities	1,000,000.00	1,000,000.00	
03101	052100100100	099000000028562	70131	50910899	23050114	Workshops & Training of Health Professionals in Dental Care Service	2,500,000.00	2,500,000.00	
03101	052100100100	099000000028573	70741	50910899	23050110	Year 2018 VVF Repair and Prevention Activities	32,790,000.00	32,790,000.00	
03101	052100100100	099000000028584	70131	50910899	23050114	Capacity Building for StateLaboratory Staff	1,480,000.00	1,480,000.00	
03101	052100100100	099000000028564	70741	50910899	23050114	CRS Participation at National Council on Heaalth Meeting Organization of Yearly State Council of Health	3,000,000.00	3,000,000.00	
03101	052100100100	099000000028565	70741	50910899	23050110	2018 Malaria Control and Eradication Activities	3,500,000.00	3,500,000.00	
03101	052100100100	099000000028566	70131	50910899	23050114	Strenghten International Border Surveillance at Defined and Undefined Borders Points,Build Health Centres at Border Points	7,000,000.00	7,000,000.00	
03101	052100100100	099000000028567	70131	50910899	23050110	Cross River State Health Summit	4,500,000.00	4,500,000.00	
03101	052100100100	099000000028568	70131	50910899	23050110	Provision of Standing Medical Board in General Hospital Calabar, Ugep, and Ogoja	1,500,000.00	1,500,000.00	
03101	052100100100	099000000028569	70741	50910899	23050110	Quarterly Sitting of the State Nursing and Midwifery Committee	600,000.00	600,000.00	
03101	052100100100	099000000028570	70741	50910899	23050110	2016 Fammily Planning Activity	2,500,000.00	2,500,000.00	
03101	052100100100	099000000028571	70741	50910899	23050110	Year 2019 Family Planning Activities	152,000,000.00	152,000,000.00	
03101	052100100100	099000000028598	71061	50910899	23020106	completion of general hospital , Ukem odukpani LGA	17,000,000.00	17,000,000.00	
03101	052100100100	099000000028561	70511	50910899	32010215	Strenghtening Infection/ Prevention & Control of Health Care Waste Management	2,500,000.00	2,500,000.00	






# CROSS RIVER STATE CHART OF ACCOUNT 2020

## SOCIAL

### 052100100100 MOH MINISTRY OF HEALTH

Fund	Administrative	Programme	Func	Geo	Economic	Description	Approved Budget 2020	Approved Provision 2019	Actual Rev./Exp. Jan -Aug 2019
03101	052100100100	099000000028585	70112	50910899	23050109	15% Equity Investment in Pharmaceutical and Cosmetic Plant	15,000,000.00	15,000,000.00	
03101	052100100100	099000000028518	70731	50910899	23010122	Procurement of Medical equipment to health facilities in the state	50,000,000.00	50,000,000.00	
03101	052100100100	099000000028655	70741	50910899	23050115	Commenmoration of World Malaria Day	3,000,000.00	3,000,000.00	
03101	052100100100	099000000028576	70741	50910899	23020106	Setting up of New Department of Laboratory Services	14,765,000.00	14,765,000.00	
03101	052100100100	099000000028577	70741	50910899	23050110	Printing of HMIS Tools	50,000,000.00	50,000,000.00	
03101	052100100100	099000000028578	70131	50910899	23050114	Strenghtening of Human Resource for Health Unit	2,500,000.00	2,500,000.00	
03101	052100100100	099000000028579	70741	50910899	23050103	Laboratory Departmental Supportive/Monitoring Visit	666,250.00	666,250.00	
03101	052100100100	099000000028580	70741	50910899	23010142	Purhase of Equipment and Consumables for State Blood Transfusion Centre	63,331,800.00	63,331,800.00	
03101	052100100100	099000000028581	70741	50910899	23030105	Calapharm(Expansion , Maintenance and Additional Equipments)	500,000,000.00	500,000,000.00	
03101	052100100100	099000000028582	70741	50910899	23050103	Service Window Evalcution of all the Secondary Health Facilities Across the State	5,000,000.00	5,000,000.00	
03101	052100100100	099000000028552	70741	50910899	23050110	Personnel Audit / Physical Identification Exercise	1,500,000.00	1,500,000.00	
03101	052100100100	099000000028550	70131	50910899	23050114	Revitalizing/Enhancement of Public Health Care services	5,000,000.00	5,000,000.00	
03101	052100100100	099000000028594	70112	50910899	23050109	Medical Support Grant	600,000,000.00	600,000,000.00	
03101	052100100100	099000000028572	70131	50910899	23050114	Health System Management Workshopsmfor all Health and Administrative Managers Across the State	2,500,000.00	2,500,000.00	
03101	052100100100	099000000028587	70131	50910899	23050114	Training of 10 Facilitators and the DNS by the Nusring and Midwifery Council of Nigeria	962,720.00	962,720.00	
03101	052100100100	099000000028588	70131	50910899	23050114	Customer Cosultation and Compliant Handling Workshops for Health Workers in Public and Private Health Facilities Across the State	4,400,000.00	4,400,000.00	
03101	052100100100	099000000028589	70741	50910899	23050110	Year 2019 HIV /AIDs Control Activities (SASCP)	400,000,000.00	400,000,000.00	
03101	052100100100	099000000028590	70741	50910899	23050114	Quarterly Clinical Governance/SERVICOM) StakeholdersSeminar/meetings Across the State	1,500,000.00	1,500,000.00	
03101	052100100100	099000000028591	70741	50910899	23050110	2018 Child Protection Activities	1,500,000.00	1,500,000.00	
03101	052100100100	099000000028575	70741	50910899	23050110	Statewide Health Facility Mapping Exercise	6,000,000.00	6,000,000.00	
03101	052100100100	099000000028593	70112	50910899	23050101	Health Research Ethics Workshop for CRS Health Research Ethics Committee Members for Renewal of Registration With the Federal Ministry of Health	2,500,000.00	2,500,000.00	
03101	052100100100	099000000028595	70741	50910899	23050110	State Health Insurance Scheme Programme(SHIS)	150,000,000.00	150,000,000.00	
03101	052100100100	099000000028583	70131	50910899	23050110	Printing of Working Document s for FSIS	1,500,000.00	1,500,000.00	
03101	052100100100	099000000028651	70741	50910899	23050111	Promotion of Vector Control Management in CrossRiver State	2,000,000.00	2,000,000.00	
03101	052100100100	099000000028657	70713	50910899	23050117	Procurement of Management for Malaria Elimination	10,000,000.00	10,000,000.00	
03101	052100100100	099000000028596	70741	50910899	23050110	Calabar International Hospital	100,000,000.00	100,000,000.00	
03101	052100100100	099000000028549	70451	50910899	23010105	Procurement of the Emergency Ambulance Health Care Services	1,260,000,000.00	1,260,000,000.00	
03101	052100100100	099000000028592	70741	50910899	23050110	Cancer Control/Cancer Research Conuncil Activities	3,000,000.00	3,000,000.00	
03101	052100100100	099000000028599		50910899	23050103	STATE MALARIA CONTROL PROGRAMME(ROLL BACK MALARIA PROGRAMME)	31,284,627.50	31,284,627.50	





# CROSS RIVER STATE CHART OF ACCOUNT 2020

## SOCIAL

### 052100100100 MOH MINISTRY OF HEALTH

Fund	Administrative	Programme	Functio	Geo	Economic	Description	Approved Budget 2020	Approved Provision 2019	Actual Rev./Exp. Jan -Aug 2019
03101	052100100100	099000000028600	70741	50910899	23050103	Monitoring and Evaluation and Operation Research	500,000.00	500,000.00	
03101	052100100100	099000000028650	70741	50910899	23050110	Malaria Prevention and Vector Control	4,407,325.00	4,407,325.00	
03101	052100100100	099000000028652	70741	50910899	23050112	Health System Support(Programme Management)	5,000,000.00	5,000,000.00	
03101	052100100100	099000000028653	70741	50910899	23050113	Malaria Pregnancy and Children under 5 Years of Age	2,000,000.00	2,000,000.00	
03101	052100100100	099000000028654	70741	50910899	23050114	Malaria Diagnosis and Treatment	2,987,302.50	2,987,302.50	
03101	052100100100	099000000028656	70741	50910899	23050116	KnapSprayer	390,000.00	390,000.00	
03101	052100100100	099000000028597	71061	50910899	23020106	completion of ggeneral hospital, Boje in Boki LGA	70,000,000.00	70,000,000.00	
03101	052100100100	099000000028649	70741	50910899	23050115	Advocacy,Communion and Social Mobilization	1,000,000.00	1,000,000.00	

#### SUMMARY

<b>Recurrent Revenue</b>	21,301,000.00	15,800,000.00	0.00
<b>Capital Receipts</b>			0.00
<b>TOTAL</b>	<b>21,301,000.00</b>	<b>15,800,000.00</b>	<b>0.00</b>
<b>Personnel Cost</b>	680,726,249.94	519,318,589.96	0.00
<b>Overhead Cost</b>	12,000,000.00	8,369,026.00	0.00
<b>Consolidated Revenue Charges</b>	9,895,768.88	9,895,768.88	0.00
<b>SUB-TOTAL</b>	<b>702,622,018.82</b>	<b>537,583,384.84</b>	<b>0.00</b>
<b>Capital Expenditure</b>	44,808,296,875.00	43,653,296,875.00	
<b>TOTAL</b>	<b>45,510,918,893.82</b>	<b>44,190,880,259.84</b>	<b>0.00</b>






# CROSS RIVER STATE CHART OF ACCOUNT 2020

## SOCIAL

### 052100300100 PHCDA PRIMARY HEALTH CARE DEVELOPMENT AGENCY

Fund	Administrative	Programme	Func	Geo	Economic	Description	Approved Budget 2020	Approved Provision 2019	Actual Rev./Exp. Jan -Aug 2019
<b>CAPITAL RECEIPTS</b>							<b>3,750,000,000.00</b>	<b>2,500,000,000.00</b>	<b>0.00</b>
<b>14020200 OTHER CAPITAL RECEIPTS_14020200</b>							<b>3,750,000,000.00</b>	<b>2,500,000,000.00</b>	<b>0.00</b>
02101	052100300100	0000000000000000	00000	50910899	14020230	Unicef Assisted Programme	300,000,000.00	0.00	0.00
02101	052100300100	0000000000000000	00000	50910899	14020209	Basics Healthcare Fund(Bhcf)	1,000,000,000.00	1,000,000,000.00	0.00
02101	052100300100	0000000000000000	00000	50910899	14020241	Other Capital Receipts	600,000,000.00	0.00	0.00
02101	052100300100	0000000000000000	00000	50910899	14020295	World Health Organisation Assisted programmes	350,000,000.00	0.00	0.00
02101	052100300100	0000000000000000	00000	50910899	14020234	National Health Development Funds	1,500,000,000.00	1,500,000,000.00	0.00
<b>PERSONNEL COST</b>							<b>165,176,408.05</b>	<b>195,475,614.33</b>	<b>0.00</b>
<b>21010100 SALARIES AND WAGES</b>							<b>133,223,447.40</b>	<b>163,514,643.30</b>	<b>0.00</b>
02101	052100300100	0000000000000000	00000	50910899	21010101	Salary	133,223,447.40	163,514,643.30	0.00
<b>21020100 ALLOWANCES</b>							<b>31,952,960.65</b>	<b>31,960,971.03</b>	<b>0.00</b>
02101	052100300100	0000000000000000	00000	50910899	21020151	Shifting	12,354,650.28	12,354,650.28	0.00
02101	052100300100	0000000000000000	00000	50910899	21020132	Uniform Allowance_21020132	4,200,000.00	4,200,000.00	0.00
02101	052100300100	0000000000000000	00000	50910899	21020107	Utility	162,001.73	162,001.73	0.00
02101	052100300100	0000000000000000	00000	50910899	21020137	Non Clinical Allowance	2,294,830.10	2,294,830.10	0.00
02101	052100300100	0000000000000000	00000	50910899	21020109	Entertainment	22,800.00	22,800.00	0.00
02101	052100300100	0000000000000000	00000	50910899	21020134	Teaching Allowance	434,684.88	434,684.88	0.00
02101	052100300100	0000000000000000	00000	50910899	21020103	Leave Grant	936,796.33	936,796.33	0.00
02101	052100300100	0000000000000000	00000	50910899	21020108	Domestic Servant	882,950.00	882,950.00	0.00
02101	052100300100	0000000000000000	00000	50910899	21020106	Transport	2,552,917.87	2,552,917.87	0.00
02101	052100300100	0000000000000000	00000	50910899	21020121	Call Duty Allowance	653,385.60	653,385.60	0.00
02101	052100300100	0000000000000000	00000	50910899	21020104	Meal Subsidy_21020104	262,015.31	270,025.69	0.00
02101	052100300100	0000000000000000	00000	50910899	21020105	Rent	3,483,143.38	3,483,143.38	0.00
02101	052100300100	0000000000000000	00000	50910899	21020115	Hazard Allowance	3,131,100.00	3,131,100.00	0.00
02101	052100300100	0000000000000000	00000	50910899	21020117	Rural Allowance	434,684.88	434,684.88	0.00
02101	052100300100	0000000000000000	00000	50910899	21020119	Uniform Allowance_21020119	147,000.29	147,000.29	0.00
<b>CAPITAL EXPENDITURE</b>							<b>3,167,155,615.00</b>	<b>2,190,513,916.00</b>	
03101	052100300100	099000000029440	70161	50910899	23050114	Training/Capacity Building for new staff	5,000,000.00	5,000,000.00	
03101	052100300100	099000000029407	70741	50910899	23050106	Clean Hands Campaign in Communities	1,000,000.00	1,000,000.00	
03101	052100300100	099000000029405	70751	50910899	23050111	Policy Review/Planning	1,000,000.00	6,000,000.00	
03101	052100300100	099000000029404	70621	50910899	23050111	Performance Based Financing(Save Millions Lives)	10,000,000.00	10,000,000.00	
03101	052100300100	099000000029406	70741	50910899	23050111	Community Health Influencers Programme Scheme(CHIPS)	5,000,000.00	20,000,000.00	
03101	052100300100	099000000029436	70741	50910899	23050110	Sexual and Reproductive Health Program	5,000,000.00	5,000,000.00	
03101	052100300100	099000000029403	70731	50910899	23050103	Review PHC Annual Operation Plan Performance and Develop 2017 AOP	1,950,000.00	1,950,000.00	
03101	052100300100	099000000029450	70741	50910899	23050110	CRS Health Insurance Scheme(Support)	5,000,000.00	5,000,000.00	
03101	052100300100	099000000029434	70741	50910899	23050110	Primary Mental Healthcare	50,000,000.00	50,000,000.00	
03101	052100300100	099000000029446	70741	50910899	23050110	PMTCT of HIV/AIDS Intervention in PHCs and Communities	10,000,000.00	10,000,000.00	








# CROSS RIVER STATE CHART OF ACCOUNT 2020

## SOCIAL

### 052100300100 PHCDA PRIMARY HEALTH CARE DEVELOPMENT AGENCY

Fund	Administrative	Programme	Funcic	Geo	Economic	Description	Approved Budget 2020	Approved Provision 2019	Actual Rev./Exp. Jan -Aug 2019
03101	052100300100	099000000029455	70741	50910899	23050113	Advocacy,Communication and Social Mobilization	5,000,000.00	5,000,000.00	
03101	052100300100	099000000029410	70661	50910899	23030105	Renovation and Equipping of 50 Primary Health Facilities(One PHC/Ward Project)	700,000,000.00	307,358,301.00	
03101	052100300100	099000000029454	70741	50910899	23050103	Monitoring and Evaluation and Operation Research	7,000,000.00	7,000,000.00	
03101	052100300100	099000000029409	70732	50910899	23010122	Procurement of Delivery Kits	10,000,000.00	10,000,000.00	
03101	052100300100	099000000029453	70961	50910899	23050109	Grant to Tulsi Chanrai-Eyecare	10,191,699.00	10,191,699.00	
03101	052100300100	099000000029442	70131	50910899	23050114	Initial Training	10,500,000.00	10,500,000.00	
03101	052100300100	099000000029451	70741	50910899	23050110	Gender in Health	500,000.00	500,000.00	
03101	052100300100	099000000029443	70741	50910899	23050113	Measles Campaign	5,000,000.00	5,000,000.00	
03101	052100300100	099000000029449	70712	50910899	23050110	Community based Health Insurance Pilot in 3 LGAs then other LGAs	9,000,000.00	9,000,000.00	
03101	052100300100	099000000029447	70133	50910899	23050113	Media/Advertisement & Radio Jingles and Publication	2,000,000.00	2,000,000.00	
03101	052100300100	099000000029408	70733	50910899	23020106	Mobile Health Diagnostic and Immediate Remedy Clinic (Diagnostic Services) in Communities	500,000,000.00	390,000,000.00	
03101	052100300100	099000000029445	70741	50910899	23050110	Community and School Based Distribution of LLINT	10,000,000.00	10,000,000.00	
03101	052100300100	099000000029448	71041	50910899	23050110	Child Protection Activities	65,000,000.00	65,000,000.00	
03101	052100300100	099000000029438	71091	50910899	23050103	Monitoring,Evaluation and Strengthen Ward Committees	20,000,000.00	20,000,000.00	
03101	052100300100	099000000029439	70131	50910899	23010139	Purchase of Office Equipment and Furniture	20,000,000.00	20,000,000.00	
03101	052100300100	099000000029441	70721	50910899	23050110	Health Workforce Productivity Activities	35,000,000.00	35,000,000.00	
03101	052100300100	099000000029452	70741	50910899	23050115	Performance Management	1,000,000.00	1,000,000.00	
03101	052100300100	099000000029426	70741	50910899	23050110	Family Planning Service	30,000,000.00	30,000,000.00	
03101	052100300100	099000000029437	70741	50910899	23050110	Free Community Health Outreach	50,000,000.00	50,000,000.00	
03101	052100300100	099000000029411	70731	50910899	23050115	Integrated Management of Childhood Illness(IMCI) Program	5,000,000.00	5,000,000.00	
03101	052100300100	099000000029402	70443	50910899	23020106	Construction and Renovation of Comprehensive Health Centres	500,000,000.00	200,000,000.00	
03101	052100300100	099000000029425	70741	50910899	23050110	Establishment of State Primary Healthcare Development Agency	5,000,000.00	5,000,000.00	
03101	052100300100	099000000029423	70741	50910899	23050110	CRS Participation at National Council on Health Meetings and Organization of Yearly State Council on Health	10,000,000.00	10,000,000.00	
03101	052100300100	099000000029412	70722	50910899	23020106	Integrated Supportive Supervision	5,000,000.00	5,000,000.00	
03101	052100300100	099000000029421	70733	50910899	23050113	Strengthen Implementation of Material New Born Child Services for Free Health Care	5,000,000.00	5,000,000.00	
03101	052100300100	099000000029420	70734	50910899	23050114	Baby Friendly Initiative Services	5,000,000.00	5,000,000.00	
03101	052100300100	099000000029419	70732	50910899	23050114	Strengthen Community Participation and Education	250,000,000.00	250,000,000.00	
03101	052100300100	099000000029418	70733	50910899	23050110	Prevention and Control of Communicable Disease	2,000,000.00	2,000,000.00	
03101	052100300100	099000000029417	70741	50910899	23050111	NPHCCDA Midwife Scheme (MSS/Sure - P)	25,000,000.00	25,000,000.00	
03101	052100300100	099000000029416	70741	50910899	23050113	Community Outreach/Advocacy of All	5,000,000.00	5,000,000.00	
03101	052100300100	099000000029415	70741	50910899	23050103	Mapping and Monitoring of TBA Activities			
03101	052100300100	099000000029414	71081	50910899	23050103	Departmental Due Process	5,000,000.00	5,000,000.00	
03101	052100300100	099000000029432	70712	50910899	23050105	Primary Health Volunteers for PHC	3,000,000.00	3,000,000.00	





# CROSS RIVER STATE CHART OF ACCOUNT 2020

## SOCIAL

### 052100300100 PHCDA PRIMARY HEALTH CARE DEVELOPMENT AGENCY

Fund	Administrative	Programme	Functic	Geo	Economic	Description	Approved Budget 2020	Approved Provision 2019	Actual Rev./Exp. Jan -Aug 2019
03101	052100300100	099000000029444	70741	50910899	23050110	Safe Motherhood Activities	5,850,000.00	5,850,000.00	
03101	052100300100	099000000029401	70141	50910899	23050110	State Nutrition Program	1,000,000.00	1,000,000.00	
03101	052100300100	099000000029413	70621	50910899	23050115	Construction of Health Centre in Ubambat in Odukpani	19,323,874.00	19,323,874.00	
03101	052100300100	099000000029424	70621	50910899	23050110	Health Promotion Activities	50,000,000.00	50,000,000.00	
03101	052100300100	099000000029435	70113	50910899	23050115	18 Local Government Health Authorities Subvention	64,800,000.00	64,800,000.00	
03101	052100300100	099000000029433	70112	50910899	23050110	Primary Healthcare Drug Fund	150,000,000.00	150,000,000.00	
03101	052100300100	099000000029431	70722	50910899	23050105	Human Resource for Health Strengthening	500,000.00	500,000.00	
03101	052100300100	099000000029430	70722	50910899	23050114	Health Information Management System	500,000.00	500,000.00	
03101	052100300100	099000000029429	70611	50910899	23030101	Renovation/Maintainance of PHCDA	200,000,000.00	6,000,000.00	
03101	052100300100	099000000029428	70611	50910899	23020102	Construction of Staff Quarters in Ubambat in Odukpani	14,040,042.00	14,040,042.00	
03101	052100300100	099000000029427	70741	50910899	23050110	PHC Emergency	2,000,000.00	2,000,000.00	
03101	052100300100	099000000029422	70741	50910899	23050110	Immunization Services	250,000,000.00	250,000,000.00	

#### SUMMARY

<b>Recurrent Revenue</b>			0.00
<b>Capital Receipts</b>	3,750,000,000.00	2,500,000,000.00	0.00
<b>TOTAL</b>	<b>3,750,000,000.00</b>	<b>2,500,000,000.00</b>	<b>0.00</b>
<b>Personnel Cost</b>	165,176,408.05	195,475,614.33	0.00
<b>Overhead Cost</b>			0.00
<b>Consolidated Revenue Charges</b>			0.00
SUB-TOTAL	165,176,408.05	195,475,614.33	0.00
<b>Capital Expenditure</b>	3,167,155,615.00	2,190,513,916.00	
<b>TOTAL</b>	<b>3,332,332,023.05</b>	<b>2,385,989,530.33</b>	<b>0.00</b>







# CROSS RIVER STATE CHART OF ACCOUNT 2020

## SOCIAL

### 052102700100 GHC GENERAL HOSPITAL, CALABAR

Fund	Administrative	Programme	Func	Geo	Economic	Description	Approved Budget 2020	Approved Provision 2019	Actual Rev./Exp. Jan -Aug 2019
<b>RECURRENT REVENUE</b>							<b>134,863,241.00</b>	<b>88,289,502.00</b>	<b>23,067,805.00</b>
<b>12020400 FEES - GENERAL</b>							<b>2,000,000.00</b>	<b>12,500,000.00</b>	<b>4,838,000.00</b>
02101	052102700100	0000000000000000	00000	50910899	12020441	Laboratory Fees	2,000,000.00	12,500,000.00	4,838,000.00
<b>12020700 EARNINGS -GENERAL</b>							<b>7,600,000.00</b>	<b>3,500,000.00</b>	<b>0.00</b>
02101	052102700100	0000000000000000	00000	50910899	12020724	Earnings From Ambulance Services	100,000.00	0.00	0.00
02101	052102700100	0000000000000000	00000	50910899	12020788	Ultra-Sound Fee	7,500,000.00	3,500,000.00	0.00
<b>12022000 FEES - GENERAL (CONT.)</b>							<b>119,013,241.00</b>	<b>66,039,502.00</b>	<b>18,229,805.00</b>
02101	052102700100	0000000000000000	00000	50910899	12022301	Medical Report Fee	12,250.00	6,250,000.00	0.00
02101	052102700100	0000000000000000	00000	50910899	12022252	Maternity	14,148,028.00	10,148,028.00	553,000.00
02101	052102700100	0000000000000000	00000	50910899	12022311	Operation Fee	20,500,000.00	12,500,000.00	5,773,760.00
02101	052102700100	0000000000000000	00000	50910899	12022253	Mortuary Fee	7,141,474.00	7,141,474.00	332,445.00
02101	052102700100	0000000000000000	00000	50910899	12022287	X-Ray Fees	7,000,000.00	5,000,000.00	0.00
02101	052102700100	0000000000000000	00000	50910899	12022286	Fixed fee Ticket	70,211,489.00	25,000,000.00	11,570,600.00
<b>14070100 EXTRAORDINARY ITEMS_14070100</b>							<b>6,250,000.00</b>	<b>6,250,000.00</b>	<b>0.00</b>
02101	052102700100	0000000000000000	00000	50910899	14070128	5% Commission on Sale of Drugs	6,250,000.00	6,250,000.00	0.00
<b>CAPITAL RECIEPTS</b>							<b>0.00</b>	<b>52,935,944.00</b>	<b>24,859,819.00</b>
<b>13020400 FOREIGN GRANTS_13020400</b>							<b>0.00</b>	<b>52,935,944.00</b>	<b>24,859,819.00</b>
02101	052102700100	0000000000000000	00000	50910899	13020424	CRS National Health Insurance Scheme ( AYADE CARES )	0.00	52,935,944.00	24,859,819.00
<b>PERSONNEL COST</b>							<b>532,500,600.00</b>	<b>580,994,915.00</b>	<b>328,860,162.13</b>
<b>21010100 SALARIES AND WAGES</b>							<b>457,974,025.00</b>	<b>508,422,458.00</b>	<b>258,653,946.30</b>
02101	052102700100	0000000000000000	00000	50910899	21010101	Salary	457,974,025.00	508,422,458.00	258,653,946.30
<b>21020100 ALLOWANCES</b>							<b>74,526,575.00</b>	<b>72,572,457.00</b>	<b>70,206,215.83</b>
02101	052102700100	0000000000000000	00000	50910899	21020103	Leave Grant	796,350.00	875,141.00	307,451.22
02101	052102700100	0000000000000000	00000	50910899	21020147	Shift Allowance	28,874,160.00	32,250,588.00	20,878,484.20
02101	052102700100	0000000000000000	00000	50910899	21020105	Rent	3,981,749.00	4,375,707.00	1,537,257.17
02101	052102700100	0000000000000000	00000	50910899	21020187	Sanitation Expenses	4,096,650.00	646,650.00	22,161,000.00
02101	052102700100	0000000000000000	00000	50910899	21020137	Non Clinical Allowance	2,245,589.00	0.00	209,959.44
02101	052102700100	0000000000000000	00000	50910899	21020136	Non Pay Roll Allowance	21,458,427.00	9,097,000.00	0.00
02101	052102700100	0000000000000000	00000	50910899	21020132	Uniform Allowance_21020132	2,245,589.00	0.00	34,286.00
02101	052102700100	0000000000000000	00000	50910899	21020122	Clinical Practice Allowance	1,964,127.00	924,000.00	918,540.00
02101	052102700100	0000000000000000	00000	50910899	21020109	Entertainment	0.00	11,400.00	0.00
02101	052102700100	0000000000000000	00000	50910899	21020117	Rural Allowance	360,000.00	0.00	147,358.80
02101	052102700100	0000000000000000	00000	50910899	21020106	Transport	646,270.00	739,718.00	316,613.00
02101	052102700100	0000000000000000	00000	50910899	21020107	Utility	123,342.00	141,954.00	43,174.50
02101	052102700100	0000000000000000	00000	50910899	21020108	Domestic Servant	0.00	294,312.00	0.00
02101	052102700100	0000000000000000	00000	50910899	21020115	Hazard Allowance	2,741,909.00	11,802,000.00	6,659,000.00
02101	052102700100	0000000000000000	00000	50910899	21020119	Uniform Allowance_21020119	2,602,196.00	3,440,000.00	1,962,162.00
02101	052102700100	0000000000000000	00000	50910899	21020121	Call Duty Allowance	2,245,588.00	7,798,338.00	14,958,972.00

**CERTIFIED TRUE COPY**



# CROSS RIVER STATE CHART OF ACCOUNT 2020

## SOCIAL

### 052102700100 GHC GENERAL HOSPITAL, CALABAR

Fund	Administrative	Programme	Func	Geo	Economic	Description	Approved Budget 2020	Approved Provision 2019	Actual Rev./Exp. Jan -Aug 2019
02101	052102700100	0000000000000000	00000	50910899	21020104	Meal Subsidy_21020104	144,629.00	175,649.00	71,957.50
<b>OVERHEAD COST</b>							<b>119,713,106.00</b>	<b>66,363,672.00</b>	<b>35,589,530.00</b>
<b>22020100 TRAVEL AND TRANSPORT - GENERAL</b>							<b>3,870,000.00</b>	<b>1,520,000.00</b>	<b>1,675,400.00</b>
02101	052102700100	0000000000000000	00000	50910899	22020101	Local Travel and Transport	3,870,000.00	1,520,000.00	1,675,400.00
<b>22020200 UTILITIES - GENERAL</b>							<b>7,333,837.00</b>	<b>1,247,837.00</b>	<b>1,561,110.00</b>
02101	052102700100	0000000000000000	00000	50910899	22020212	Mails, Courier, Diplomatic Mail	128,000.00	600,000.00	655,850.00
02101	052102700100	0000000000000000	00000	50910899	22020206	Sewage Charges	6,500,000.00	400,000.00	781,260.00
02101	052102700100	0000000000000000	00000	50910899	22020201	Electricity Charges	705,837.00	247,837.00	124,000.00
<b>22020300 MATERIALS AND SUPPLIES - GENERAL</b>							<b>45,479,989.00</b>	<b>28,732,095.00</b>	<b>8,215,870.00</b>
02101	052102700100	0000000000000000	00000	50910899	22020309	Uniforms and Other Clothing	447,160.00	362,690.00	20,000.00
02101	052102700100	0000000000000000	00000	50910899	22020319	Reagent And Dressing	21,846,989.00	15,146,989.00	4,772,620.00
02101	052102700100	0000000000000000	00000	50910899	22020307	Drugs/Laboratory/Medical Supplies	3,700,000.00	2,200,000.00	200,000.00
02101	052102700100	0000000000000000	00000	50910899	22020306	Printing Of Security Documents	879,213.00	455,000.00	0.00
02101	052102700100	0000000000000000	00000	50910899	22020305	Printing Of Non Security Documents	11,087,859.00	5,709,648.00	536,200.00
02101	052102700100	0000000000000000	00000	50910899	22020315	Office Material And Supplies	4,937,768.00	2,935,768.00	1,451,550.00
02101	052102700100	0000000000000000	00000	50910899	22020316	Computer Materials And Supplies_22020316	2,581,000.00	1,922,000.00	1,235,500.00
<b>22020400 MAINTENANCE SERVICES - GENERAL</b>							<b>62,655,880.00</b>	<b>34,063,340.00</b>	<b>23,987,150.00</b>
02101	052102700100	0000000000000000	00000	50910899	22020401	Maintenance Of Motor Vehicle/Transport Equipment	7,500,000.00	4,500,000.00	2,377,450.00
02101	052102700100	0000000000000000	00000	50910899	22020402	Maintenance Of Office Furniture	17,575,180.00	13,482,640.00	4,228,900.00
02101	052102700100	0000000000000000	00000	50910899	22020404	Maintenance Of Office / It Equipments	7,580,700.00	1,080,700.00	1,854,800.00
02101	052102700100	0000000000000000	00000	50910899	22020405	Maintenance Of Plants/Generators	30,000,000.00	15,000,000.00	15,526,000.00
<b>22020900 FINANCIAL CHARGES - GENERAL</b>							<b>270,000.00</b>	<b>270,000.00</b>	<b>0.00</b>
02101	052102700100	0000000000000000	00000	50910899	22020902	Insurance Premium	270,000.00	270,000.00	0.00
<b>22021000 MISCELLANEOUS EXPENSES GENERAL</b>							<b>103,400.00</b>	<b>530,400.00</b>	<b>150,000.00</b>
02101	052102700100	0000000000000000	00000	50910899	22021048	Burial	103,400.00	530,400.00	150,000.00
<b>CAPITAL EXPENDITURE</b>							<b>3,780,974,299.00</b>	<b>124,509,400.00</b>	
03101	052102700100	099000000013027	70721	50910899	23010142	Procurement of Laboratory Equipment	10,000,000.00		
03101	052102700100	099000000013001	70731	50910899	23010112	Purchase of Hospital Furniture	10,000,000.00	5,000,000.00	
03101	052102700100	099000000013006	70731	50910899	23020105	Renovation of Female/Male/Threatre/Maternity/Allumuion Roofing	20,000,000.00	20,000,000.00	
03101	052102700100	099000000013004	70133	50910899	23020103	Bidding activities and project supervision including Monitoring and Evaluation	1,125,000.00	1,125,000.00	
03101	052102700100	099000000013012	71030	50910899	32010217	Hiring of Accommodation for House Officers		5,625,000.00	
03101	052102700100	099000000013002	70721	50910899	23010122	Purchase of Medical Equipment	14,675,000.00	13,875,000.00	
03101	052102700100	099000000013005	70731	50910899	23030105	Tilling of the Administrative Block	15,000,000.00		
03101	052102700100	099000000013017	70731	50910899	23020102	Design/Construction of Staff Quarters	1,000,000,000.00		
03101	052102700100	099000000013022	70721	50910899	23030105	Renovation of Maternity, Antenatal Labour Room Block	10,000,000.00		
03101	052102700100	099000000013028	70451	50910899	23010105	Procurement of Ambulance	0.00		
03101	052102700100	099000000013015	70511	50910899	23040107	Evacuation of Septic Tank and Soaker Away	10,000,000.00	10,000,000.00	

**CERTIFIED TRUE COPY**



# CROSS RIVER STATE CHART OF ACCOUNT 2020

## SOCIAL

### 052102700100 GHC GENERAL HOSPITAL, CALABAR

Fund	Administrative	Programme	Functic	Geo	Economic	Description	Approved Budget 2020	Approved Provision 2019	Actual Rev./Exp. Jan -Aug 2019
03101	052102700100	099000000013026	70551	50910899	23020114	Construction of walkways	15,000,000.00		
03101	052102700100	099000000013025	71081	50910899	23030120	Renovation of Primeter, security gate and gate house	18,000,000.00		
03101	052102700100	099000000013010	70722	50910899	23030105	Replacement of bad doors and widows		5,310,700.00	
03101	052102700100	099000000013023	70451	50910899	23010105	Procurement of 2 Nos Utility Vehicles	0.00		
03101	052102700100	099000000013007	70521	50910899	23030115	Renovation of Drainages	7,000,000.00	13,007,000.00	
03101	052102700100	099000000013021	70435	50910899	23010119	Procurment/Installation of 250 KVA Generator	48,000,000.00		
03101	052102700100	099000000013020	70721	50910899	23030105	Renovation of Mortuary	10,000,000.00		
03101	052102700100	099000000013011	70721	50910899	23030105	Partitioning of Laboratory	10,000,000.00		
03101	052102700100	099000000013008	70722	50910899	32010908	Incinerator project and Equipment		11,454,200.00	
03101	052102700100	099000000013024	70731	50910899	23020102	Design/Construction of House Officers Residence Complex	20,720,000.00		
03101	052102700100	099000000013009	70721	50910899	32010904	Purchase of Incinerator Equipment	11,454,299.00	23,300,000.00	
03101	052102700100	099000000013019	70511	50910899	32010215	Construction of Medical Waste System	15,000,000.00		
03101	052102700100	099000000013013	70731	50910899	23030105	Servicing of Hospital Equipment	10,000,000.00	4,812,500.00	
03101	052102700100	099000000013014	70731	50910899	23030105	Painting of The Hospital		6,000,000.00	
03101	052102700100	099000000013016	70721	50910899	23010122	Procurement of Theatre Equipment	20,000,000.00		
03101	052102700100	099000000013003	70631	50910899	23020105	Re-Plumbing of Water Closet Facilities for the Hospital	5,000,000.00	5,000,000.00	
03101	052102700100	099000000013018	70721	50910899	23020101	Design/Construction of Accident Emergency	2,500,000,000.00		

#### SUMMARY

<b>Recurrent Revenue</b>	134,863,241.00	88,289,502.00	23,067,805.00
<b>Capital Receipts</b>	0.00	52,935,944.00	24,859,819.00
<b>TOTAL</b>	<b>134,863,241.00</b>	<b>141,225,446.00</b>	<b>47,927,624.00</b>
<b>Personnel Cost</b>	532,500,600.00	580,994,915.00	328,860,162.13
<b>Overhead Cost</b>	119,713,106.00	66,363,672.00	35,589,530.00
<b>Consolidated Revenue Charges</b>			0.00
<b>SUB-TOTAL</b>	652,213,706.00	647,358,587.00	364,449,692.13
<b>Capital Expenditure</b>	3,780,974,299.00	124,509,400.00	
<b>TOTAL</b>	<b>4,433,188,005.00</b>	<b>771,867,987.00</b>	<b>364,449,692.13</b>






# CROSS RIVER STATE CHART OF ACCOUNT 2020

## SOCIAL

### 052102700200 GHA GENERAL HOSPITAL, AKAMKPA

Fund	Administrative	Programme	Functic	Geo	Economic	Description	Approved Budget 2020	Approved Provision 2019	Actual Rev./Exp. Jan -Aug 2019
<b>RECURRENT REVENUE</b>							<b>9,299,730.00</b>	<b>7,599,730.00</b>	<b>3,166,555.00</b>
<b>12020400 FEES - GENERAL</b>							<b>978,905.00</b>	<b>978,905.00</b>	<b>407,877.00</b>
02101	052102700200	0000000000000000	00000	50910899	12020441	Laboratory Fees	978,905.00	978,905.00	407,877.00
<b>12020700 EARNINGS -GENERAL</b>							<b>900,000.00</b>	<b>0.00</b>	<b>0.00</b>
02101	052102700200	0000000000000000	00000	50910899	12020724	Earnings From Ambulance Services	900,000.00	0.00	0.00
<b>12022000 FEES - GENERAL (CONT.)</b>							<b>6,920,825.00</b>	<b>6,620,825.00</b>	<b>2,758,678.00</b>
02101	052102700200	0000000000000000	00000	50910899	12022287	X-Ray Fees	300,000.00	0.00	0.00
02101	052102700200	0000000000000000	00000	50910899	12022311	Operation Fee	968,966.00	968,966.00	403,736.00
02101	052102700200	0000000000000000	00000	50910899	12022308	Bed Fee	1,065,059.00	1,065,059.00	443,775.00
02101	052102700200	0000000000000000	00000	50910899	12022286	Fixed fee Ticket	850,430.00	850,430.00	354,346.00
02101	052102700200	0000000000000000	00000	50910899	12022309	Hearse Service Charge	1,011,572.00	1,011,572.00	421,488.00
02101	052102700200	0000000000000000	00000	50910899	12022310	Service Charge Fee	884,604.00	884,604.00	368,585.00
02101	052102700200	0000000000000000	00000	50910899	12022301	Medical Report Fee	901,526.00	901,526.00	375,636.00
02101	052102700200	0000000000000000	00000	50910899	12022253	Mortuary Fee	938,668.00	938,668.00	391,112.00
<b>14070100 EXTRAORDINARY ITEMS_14070100</b>							<b>500,000.00</b>	<b>0.00</b>	<b>0.00</b>
02101	052102700200	0000000000000000	00000	50910899	14070128	5% Commission on Sale of Drugs	500,000.00	0.00	0.00
<b>CAPITAL RECIEPTS</b>							<b>0.00</b>	<b>0.00</b>	<b>0.00</b>
<b>14020200 OTHER CAPITAL RECEIPTS_14020200</b>							<b>0.00</b>	<b>0.00</b>	<b>0.00</b>
02101	052102700200	0000000000000000	00000	50910899	14020230	Unicef Assisted Programme	0.00	0.00	0.00
<b>PERSONNEL COST</b>							<b>175,264,141.82</b>	<b>191,590,032.00</b>	<b>91,350,030.78</b>
<b>21010100 SALARIES AND WAGES</b>							<b>62,704,409.82</b>	<b>161,869,860.00</b>	<b>80,934,930.00</b>
02101	052102700200	0000000000000000	00000	50910899	21010101	Salary	62,704,409.82	161,869,860.00	80,934,930.00
<b>21020100 ALLOWANCES</b>							<b>110,734,232.00</b>	<b>28,894,672.00</b>	<b>10,415,100.78</b>
02101	052102700200	0000000000000000	00000	50910899	21020117	Rural Allowance	9,229,721.00	9,309,296.00	4,654,648.00
02101	052102700200	0000000000000000	00000	50910899	21020115	Hazard Allowance	1,867,923.36	2,436,000.00	1,218,000.00
02101	052102700200	0000000000000000	00000	50910899	21020113	Hard Allowance	546,000.00	319,200.00	273,000.00
02101	052102700200	0000000000000000	00000	50910899	21020187	Sanitation Expenses	62,016.00	62,016.00	0.00
02101	052102700200	0000000000000000	00000	50910899	21020106	Transport	393,556.00	366,496.00	183,247.78
02101	052102700200	0000000000000000	00000	50910899	21020103	Leave Grant	400,453.00	290,903.00	145,451.50
02101	052102700200	0000000000000000	00000	50910899	21020107	Utility	47,264.00	43,574.00	21,787.00
02101	052102700200	0000000000000000	00000	50910899	21020119	Uniform Allowance_21020119	84,102,120.64	1,088,051.00	544,025.50
02101	052102700200	0000000000000000	00000	50910899	21020104	Meal Subsidy_21020104	323,324.00	257,024.00	128,512.00
02101	052102700200	0000000000000000	00000	50910899	21020105	Rent	897,222.00	896,838.00	448,419.00
02101	052102700200	0000000000000000	00000	50910899	21020121	Call Duty Allowance	153,552.00	691,748.00	345,874.00
02101	052102700200	0000000000000000	00000	50910899	21020147	Shift Allowance	8,715,342.00	9,317,305.00	544,025.50
02101	052102700200	0000000000000000	00000	50910899	21020151	Shifting	3,995,738.00	3,816,221.00	1,908,110.50
<b>21020200 SOCIAL CONTRIBUTIONS</b>							<b>825,500.00</b>	<b>825,500.00</b>	<b>0.00</b>
02101	052102700200	0000000000000000	00000	50910899	21020201	Nhis Contribution	825,500.00	825,500.00	0.00
<b>21030100 SOCIAL BENEFITS_21030100</b>							<b>1,000,000.00</b>	<b>0.00</b>	<b>0.00</b>





# CROSS RIVER STATE CHART OF ACCOUNT 2020

## SOCIAL

### 052102700200 GHA GENERAL HOSPITAL, AKAMKPA

Fund	Administrative	Programme	Func	Geo	Economic	Description	Approved Budget 2020	Approved Provision 2019	Actual Rev./Exp. Jan -Aug 2019
02101	052102700200	0000000000000000	00000	50910899	21030103	Death Benefits	1,000,000.00	0.00	0.00
<b>OVERHEAD COST</b>							<b>9,095,510.00</b>	<b>8,673,358.00</b>	<b>700,000.00</b>
<b>22020100 TRAVEL AND TRANSPORT - GENERAL</b>							<b>1,898,001.00</b>	<b>921,081.00</b>	<b>300,000.00</b>
02101	052102700200	0000000000000000	00000	50910899	22020101	Local Travel and Transport	1,834,334.00	857,414.00	300,000.00
02101	052102700200	0000000000000000	00000	50910899	22020102	Local Travel and Transport	63,667.00	63,667.00	0.00
<b>22020200 UTILITIES - GENERAL</b>							<b>627,878.00</b>	<b>627,878.00</b>	<b>0.00</b>
02101	052102700200	0000000000000000	00000	50910899	22020211	Other Utility	249,663.00	249,663.00	0.00
02101	052102700200	0000000000000000	00000	50910899	22020205	Water Rates_22020205	41,208.00	41,208.00	0.00
02101	052102700200	0000000000000000	00000	50910899	22020202	Telephone Charges	306,000.00	306,000.00	0.00
02101	052102700200	0000000000000000	00000	50910899	22020201	Electricity Charges	31,007.00	31,007.00	0.00
<b>22020300 MATERIALS AND SUPPLIES - GENERAL</b>							<b>4,020,206.00</b>	<b>4,020,176.00</b>	<b>40,000.00</b>
02101	052102700200	0000000000000000	00000	50910899	22020315	Office Material And Supplies	1,545,483.00	1,545,453.00	40,000.00
02101	052102700200	0000000000000000	00000	50910899	22020318	Printing Of Schools Record And Materials	688,963.00	688,963.00	0.00
02101	052102700200	0000000000000000	00000	50910899	22020319	Reagent And Dressing	1,533,000.00	1,533,000.00	0.00
02101	052102700200	0000000000000000	00000	50910899	22020305	Printing Of Non Security Documents	10,000.00	10,000.00	0.00
02101	052102700200	0000000000000000	00000	50910899	22020314	Other Material and Supplies	242,760.00	242,760.00	0.00
<b>22020400 MAINTENANCE SERVICES - GENERAL</b>							<b>2,409,542.00</b>	<b>2,964,340.00</b>	<b>360,000.00</b>
02101	052102700200	0000000000000000	00000	50910899	22020403	Maintenance Of Office Building / Residential Qtrs	560,000.00	560,000.00	0.00
02101	052102700200	0000000000000000	00000	50910899	22020420	Maintenance -Others Infrastructure (diesel)	20,400.00	20,400.00	0.00
02101	052102700200	0000000000000000	00000	50910899	22020418	Maintenance Of Residential Building	5,202.00	560,000.00	0.00
02101	052102700200	0000000000000000	00000	50910899	22020405	Maintenance Of Plants/Generators	850,000.00	850,000.00	0.00
02101	052102700200	0000000000000000	00000	50910899	22020402	Maintenance Of Office Furniture	10,200.00	10,200.00	0.00
02101	052102700200	0000000000000000	00000	50910899	22020401	Maintenance Of Motor Vehicle/Transport Equipment	963,740.00	963,740.00	360,000.00
<b>22020900 FINANCIAL CHARGES - GENERAL</b>							<b>58,283.00</b>	<b>58,283.00</b>	<b>0.00</b>
02101	052102700200	0000000000000000	00000	50910899	22020901	Bank Charges (Other Than Interest)	58,283.00	58,283.00	0.00
<b>22021000 MISCELLANEOUS EXPENSES GENERAL</b>							<b>81,600.00</b>	<b>81,600.00</b>	<b>0.00</b>
02101	052102700200	0000000000000000	00000	50910899	22021057	Entertainment at Meetings	81,600.00	81,600.00	0.00
<b>CAPITAL EXPENDITURE</b>							<b>4,315,000,000.00</b>	<b>5,070,000,000.00</b>	
03101	052102700200	099000000013601	70731	50910201	23010105	Purchase of 1No. Functional Ambulance for Hospital	0.00		
03101	052102700200	099000000013627	70721	50910201	23010122	Procurement Laboratory Equipment	200,000,000.00		
03101	052102700200	099000000013628	70721	50910201	23030105	Renovation of Laboratory Complex	100,000,000.00		
03101	052102700200	099000000013629	70721	50910201	23020106	Construction of Incinerator	100,000,000.00		
03101	052102700200	099000000013630	70541	50910201	23040102	Landscaping of the Hospital Compound	200,000,000.00		
03101	052102700200	099000000013631	70561	50910201	23020114	Construction of Walkways	300,000,000.00		
03101	052102700200	099000000013626	70721	50910201	23030105	Renovation of Hospital Mortuary	15,000,000.00		
03101	052102700200	099000000013602	70721	50910201	23010122	Provision of Hospital Equipments	50,000,000.00	500,000,000.00	
03101	052102700200	099000000013617	70133	50910201	23020121	Construction of Security Post		170,000,000.00	
03101	052102700200	099000000013625	70721	50910201	23030105	Renvation of Children Ward	150,000,000.00		
03101	052102700200	099000000013616	70721	50910201	23030105	Servicing and Maintenace of Hospital Equipment	150,000,000.00	150,000,000.00	

30-20-20



## CROSS RIVER STATE CHART OF ACCOUNT 2020

### SOCIAL

#### 052102700200 GHA GENERAL HOSPITAL, AKAMKPA

Fund	Administrative	Programme	Functic	Geo	Economic	Description	Approved Budget 2020	Approved Provision 2019	Actual Rev./Exp. Jan -Aug 2019
03101	052102700200	099000000013615	70722	50910201	23030105	Lead Lining of existing X-ray complex			
03101	052102700200	099000000013614	70631	50910201	23020105	Purchase Of Overhead Tanks for the Hospital			
03101	052102700200	099000000013632	70551	50910201	23020122	Construction of Perimeter Fencing	0.00	1,600,000,000.00	
03101	052102700200	099000000013611	70731	50910201	23030105	Replacement of Windows and Doors		1,000,000,000.00	
03101	052102700200	099000000013619	70451	50910201	23010105	Purchase of Utility Vehicles			
03101	052102700200	099000000013612	70483	50910201	32010906	Purchase of Tanks for diesel		100,000,000.00	
03101	052102700200	099000000013618	70631	50910201	23020105	Construction of Bore-hole	300,000,000.00		
03101	052102700200	099000000013603	70551	50910201	23040102	Construction of Drainage/Culvert			
03101	052102700200	099000000013604	70731	50910201	23020102	Construction of Laundry		150,000,000.00	
03101	052102700200	099000000013605		50910201	32010511	Due Process Activities Biding and M and E	100,000,000.00	150,000,000.00	
03101	052102700200	099000000013606	70486	50910201	32010511	Installation of Internet and Intercom.			
03101	052102700200	099000000013607	70722	50910201	23030105	Renovation and Furnishing of Medical/Suprintendent Office (Qrts)	200,000,000.00	300,000,000.00	
03101	052102700200	099000000013608	70731	50910201	23030105	Renovation of Base Camo General Hospital, Quarters 10 RMsingle Block	200,000,000.00	200,000,000.00	
03101	052102700200	099000000013609	70731	50910201	23030105	1 Twin 3 Bedroom flat -MS Boys Quarter/HT Apartment		300,000,000.00	
03101	052102700200	099000000013613	70435	50910201	23030124	Installation of 95 KVA Generating and Renovation of Engine House	1,000,000,000.00	250,000,000.00	
03101	052102700200	099000000013622	70722	50910201	23010122	Procurement of Theatre Equipment	500,000,000.00		
03101	052102700200	099000000013624	70721	50910201	23030105	Renovation of Martenity, Antenatal Labour Room Block	300,000,000.00		
03101	052102700200	099000000013620		50910201	23010105	Construction of Perimeter Fencing			
03101	052102700200	099000000013621	70721	50910201	23010105	Renovation of Theatre/Emergency Ward	300,000,000.00		
03101	052102700200	099000000013610	70731	50910201	23030105	Renovation of 1 Twin 2 Bed Flat		200,000,000.00	
03101	052102700200	099000000013623	70731	50910201	23010112	Procurement of Hospital Furniture	150,000,000.00		

#### SUMMARY

<b>Recurrent Revenue</b>	9,299,730.00	7,599,730.00	3,166,555.00
<b>Capital Receipts</b>	0.00	0.00	0.00
<b>TOTAL</b>	<b>9,299,730.00</b>	<b>7,599,730.00</b>	<b>3,166,555.00</b>
<b>Personnel Cost</b>	175,264,141.82	191,590,032.00	91,350,030.78
<b>Overhead Cost</b>	9,095,510.00	8,673,358.00	700,000.00
<b>Consolidated Revenue Charges</b>			0.00
<b>SUB-TOTAL</b>	184,359,651.82	200,263,390.00	92,050,030.78
<b>Capital Expenditure</b>	4,315,000,000.00	5,070,000,000.00	
<b>TOTAL</b>	<b>4,499,359,651.82</b>	<b>5,270,263,390.00</b>	<b>92,050,030.78</b>








# CROSS RIVER STATE CHART OF ACCOUNT 2020

## SOCIAL

### 052102700300 GHU GENERAL HOSPITAL, UGEP

Fund	Administrative	Programme	Functic	Geo	Economic	Description	Approved Budget 2020	Approved Provision 2019	Actual Rev./Exp. Jan -Aug 2019
<b>RECURRENT REVENUE</b>							<b>32,042,000.00</b>	<b>41,542,000.00</b>	<b>4,386,510.00</b>
<b>12020400 FEES - GENERAL</b>							<b>10,791,479.00</b>	<b>10,791,479.00</b>	<b>2,657,990.00</b>
02101	052102700300	0000000000000000	00000	50910899	12020478	Maternity Fees	3,000,000.00	3,000,000.00	196,800.00
02101	052102700300	0000000000000000	00000	50910899	12020441	Laboratory Fees	7,791,479.00	7,791,479.00	2,461,190.00
<b>12020700 EARNINGS -GENERAL</b>							<b>8,603,221.00</b>	<b>8,603,221.00</b>	<b>0.00</b>
02101	052102700300	0000000000000000	00000	50910899	12020724	Earnings From Ambulance Services	8,603,221.00	8,603,221.00	0.00
<b>12022000 FEES - GENERAL (CONT.)</b>							<b>10,500,000.00</b>	<b>10,500,000.00</b>	<b>1,728,520.00</b>
02101	052102700300	0000000000000000	00000	50910899	12022253	Mortuary Fee	4,000,000.00	4,000,000.00	526,020.00
02101	052102700300	0000000000000000	00000	50910899	12022286	Fixed fee Ticket	3,000,000.00	3,000,000.00	1,158,000.00
02101	052102700300	0000000000000000	00000	50910899	12022301	Medical Report Fee	3,500,000.00	3,500,000.00	44,500.00
<b>14070100 EXTRAORDINARY ITEMS_14070100</b>							<b>2,147,300.00</b>	<b>11,647,300.00</b>	<b>0.00</b>
02101	052102700300	0000000000000000	00000	50910899	14070109	Reimbursements From Other Mda	0.00	9,500,000.00	0.00
02101	052102700300	0000000000000000	00000	50910899	14070128	5% Commission on Sale of Drugs	2,147,300.00	2,147,300.00	0.00
<b>PERSONNEL COST</b>							<b>193,017,930.59</b>	<b>220,194,246.03</b>	<b>182,879,477.48</b>
<b>21010100 SALARIES AND WAGES</b>							<b>165,370,115.19</b>	<b>192,627,745.20</b>	<b>104,565,682.80</b>
02101	052102700300	0000000000000000	00000	50910899	21010101	Salary	165,370,115.19	192,627,745.20	104,565,682.80
<b>21020100 ALLOWANCES</b>							<b>27,647,815.40</b>	<b>27,566,500.83</b>	<b>78,313,794.68</b>
02101	052102700300	0000000000000000	00000	50910899	21020105	Rent	2,884,652.00	2,317,361.48	2,283,020.68
02101	052102700300	0000000000000000	00000	50910899	21020101	Non Regular Allowances	23,280,233.40	23,996,685.11	74,674,376.82
02101	052102700300	0000000000000000	00000	50910899	21020104	Meal Subsidy_21020104	151,000.00	126,297.00	187,598.63
02101	052102700300	0000000000000000	00000	50910899	21020106	Transport	664,400.00	555,706.80	581,585.50
02101	052102700300	0000000000000000	00000	50910899	21020107	Utility	90,600.00	75,798.20	128,853.13
02101	052102700300	0000000000000000	00000	50910899	21020103	Leave Grant	576,930.00	494,652.24	458,359.92
<b>OVERHEAD COST</b>							<b>18,561,599.82</b>	<b>18,561,600.00</b>	<b>19,450,584.00</b>
<b>22020100 TRAVEL AND TRANSPORT - GENERAL</b>							<b>3,007,700.04</b>	<b>3,007,700.04</b>	<b>1,174,500.00</b>
02101	052102700300	0000000000000000	00000	50910899	22020101	Local Travel and Transport	3,007,700.04	3,007,700.04	1,174,500.00
<b>22020200 UTILITIES - GENERAL</b>							<b>1,175,495.56</b>	<b>1,175,495.56</b>	<b>83,000.00</b>
02101	052102700300	0000000000000000	00000	50910899	22020211	Other Utility	389,885.68	389,885.68	83,000.00
02101	052102700300	0000000000000000	00000	50910899	22020205	Water Rates_22020205	395,131.48	395,131.48	0.00
02101	052102700300	0000000000000000	00000	50910899	22020201	Electricity Charges	390,478.40	390,478.40	0.00
<b>22020300 MATERIALS AND SUPPLIES - GENERAL</b>							<b>8,061,872.01</b>	<b>8,061,872.01</b>	<b>6,823,459.00</b>
02101	052102700300	0000000000000000	00000	50910899	22020315	Office Material And Supplies	973,511.27	973,511.27	166,200.00
02101	052102700300	0000000000000000	00000	50910899	22020314	Other Material and Supplies	1,122,164.34	1,122,164.34	2,260,409.00
02101	052102700300	0000000000000000	00000	50910899	22020305	Printing Of Non Security Documents	3,652,596.40	3,652,596.40	4,152,650.00
02101	052102700300	0000000000000000	00000	50910899	22020319	Reagent And Dressing	2,313,600.00	2,313,600.00	244,200.00
<b>22020400 MAINTENANCE SERVICES - GENERAL</b>							<b>2,115,837.45</b>	<b>2,115,837.63</b>	<b>433,100.00</b>
02101	052102700300	0000000000000000	00000	50910899	22020403	Maintenance Of Office Building / Residential Qtrs	287,428.57	287,428.57	0.00
02101	052102700300	0000000000000000	00000	50910899	22020420	Maintenance -Others Infrastructure (diesel)	151,732.56	151,732.56	0.00
02101	052102700300	0000000000000000	00000	50910899	22020405	Maintenance Of Plants/Generators	738,692.46	738,692.64	113,400.00





# CROSS RIVER STATE CHART OF ACCOUNT 2020

## SOCIAL

### 052102700300 GHU GENERAL HOSPITAL, UGEP

Fund	Administrative	Programme	Functic	Geo	Economic	Description	Approved Budget 2020	Approved Provision 2019	Actual Rev./Exp. Jan -Aug 2019
02101	052102700300	0000000000000000	00000	50910899	22020402	Maintenance Of Office Furniture	199,036.72	199,036.72	102,000.00
02101	052102700300	0000000000000000	00000	50910899	22020401	Maintenance Of Motor Vehicle/Transport Equipment	367,090.00	367,090.00	188,700.00
02101	052102700300	0000000000000000	00000	50910899	22020418	Maintenance Of Residential Building	371,857.14	371,857.14	29,000.00
					<b>22020900</b>	<b>FINANCIAL CHARGES - GENERAL</b>	<b>42,000.00</b>	<b>42,000.00</b>	<b>0.00</b>
02101	052102700300	0000000000000000	00000	50910899	22020910	Other Financial Expenses	42,000.00	42,000.00	0.00
					<b>22021000</b>	<b>MISCELLANEOUS EXPENSES GENERAL</b>	<b>4,158,694.76</b>	<b>4,158,694.76</b>	<b>10,936,525.00</b>
02101	052102700300	0000000000000000	00000	50910899	22021057	Entertainment at Meetings	158,694.76	158,694.76	26,500.00
02101	052102700300	0000000000000000	00000	50910899	22021053	Hospitality_22021053	4,000,000.00	4,000,000.00	10,910,025.00
						<b>CAPITAL EXPENDITURE</b>	<b>72,372,177.50</b>	<b>87,372,177.50</b>	
03101	052102700300	990000000030427	70721	50910899	23050101	Training and Retraining of Doctors and Midwives to Handles Ultra-Soundgraphy	3,200,000.00	3,200,000.00	
03101	052102700300	990000000030429	70731	50910899	23030105	Renovation laboratory and X-Ray blocks/the entire Floor of walkway and Extension to Intensive Care Unit	4,876,462.50	4,876,462.50	
03101	052102700300	990000000030431	70724	50910899	23010122	Construction of Pharmacy Block	6,000,000.00	11,000,000.00	
03101	052102700300	990000000030432	70731	50910899	32020207	Installation of Solar Energy in the Hospital	8,000,000.00	20,000,000.00	
03101	052102700300	990000000030433	70721	50910899	23010122	Procurement of Medical Equipments	5,300,000.00	5,300,000.00	
03101	052102700300	990000000030430	70721	50910899	23030106	Construction of the Male, Female and Children wards annex for the free medical treatment			
03101	052102700300	990000000030597	70723	50910899	23030105	Lawn Mowing Machines	500,000.00		
03101	052102700300	990000000030596	70723	50910899	23030105	Refurbishing & Digitalization of X-ray Equipment	5,000,000.00		
03101	052102700300	990000000030440	70723	50910899	23030105	Renovation of Family Planning Unit	2,969,715.00	2,969,715.00	
03101	052102700300	990000000030598	70723	50910899	23030105	Procurement of Incinerator	1,500,000.00		
03101	052102700300	990000000030439	70722	50910899	23030105	Renovation(including re-roofing and ceiling) of Maternity	12,000,000.00	12,000,000.00	
03101	052102700300	990000000030435	70732	50910899	23030106	Painting of the Entire Hospital	7,000,000.00	7,000,000.00	
03101	052102700300	990000000030436	70733	50910899	23030107	Restructuring,Expansion and Renovation of Laundry	3,326,000.00	3,326,000.00	
03101	052102700300	990000000030437	70451	50910899	23010108	Procurement of Utility Vehicle Hilux 4 Runner			
03101	052102700300	990000000030438	70721	50910899	23020106	Construction of Call Duty Quarters	6,700,000.00	6,700,000.00	
03101	052102700300	990000000030428	70721	50910899	23010122	Purchase of Hospital Equipments for Post Natal Surgical Wards, Obstetrics/Gynecology and Firststage labour/family planning/Pediatrics Wards.	5,000,000.00	10,000,000.00	
03101	052102700300	990000000030434	70631	50910899	23020105	Provision of Motorised Borehole	1,000,000.00	1,000,000.00	







**CROSS RIVER STATE CHART OF ACCOUNT 2020**

**SOCIAL**

**052102700300 GHU GENERAL HOSPITAL, UGEP**

<u>Fund</u>	<u>Administrative</u>	<u>Programme</u>	<u>Funcic</u>	<u>Geo</u>	<u>Economic</u>	<u>Description</u>	<u>Approved Budget 2020</u>	<u>Approved Provision 2019</u>	<u>Actual Rev./Exp.</u> <u>Jan -Aug 2019</u>
<b>SUMMARY</b>									
						<b>Recurrent Revenue</b>	32,042,000.00	41,542,000.00	4,386,510.00
						<b>Capital Receipts</b>	0.00	0.00	0.00
						<b>TOTAL</b>	<b>32,042,000.00</b>	<b>41,542,000.00</b>	<b>4,386,510.00</b>
						<b>Personnel Cost</b>	193,017,930.59	220,194,246.03	182,879,477.48
						<b>Overhead Cost</b>	18,561,599.82	18,561,600.00	19,450,584.00
						<b>Consolidated Revenue Charges</b>			0.00
						SUB-TOTAL	211,579,530.41	238,755,846.03	202,330,061.48
						<b>Capital Expenditure</b>	72,372,177.50	87,372,177.50	
						<b>TOTAL</b>	<b>283,951,707.91</b>	<b>326,128,023.53</b>	<b>202,330,061.48</b>

30-2-2020




# CROSS RIVER STATE CHART OF ACCOUNT 2020

## SOCIAL

### 052102700400 GHBRA GENERAL HOSPITAL, OBUBRA

Fund	Administrative	Programme	Functic	Geo	Economic	Description	Approved Budget 2020	Approved Provision 2019	Actual Rev./Exp. Jan -Aug 2019
<b>RECURRENT REVENUE</b>							<b>7,470,000.00</b>	<b>7,470,000.00</b>	<b>0.00</b>
<b>12020400 FEES - GENERAL</b>							<b>3,000,000.00</b>	<b>3,000,000.00</b>	<b>0.00</b>
02101	052102700400	0000000000000000	00000	50910899	12020441	Laboratory Fees	3,000,000.00	3,000,000.00	0.00
<b>12020700 EARNINGS -GENERAL</b>							<b>50,000.00</b>	<b>50,000.00</b>	<b>0.00</b>
02101	052102700400	0000000000000000	00000	50910899	12020724	Earnings From Ambulance Services	50,000.00	50,000.00	0.00
<b>12022000 FEES - GENERAL (CONT.)</b>							<b>3,384,400.00</b>	<b>3,384,400.00</b>	<b>0.00</b>
02101	052102700400	0000000000000000	00000	50910899	12022265	Hospitality_12022265	2,196,000.00	2,196,000.00	0.00
02101	052102700400	0000000000000000	00000	50910899	12022301	Medical Report Fee	200,000.00	200,000.00	0.00
02101	052102700400	0000000000000000	00000	50910899	12022253	Mortuary Fee	150,000.00	150,000.00	0.00
02101	052102700400	0000000000000000	00000	50910899	12022252	Maternity	50,000.00	50,000.00	0.00
02101	052102700400	0000000000000000	00000	50910899	12022250	Fixed Card Fee	788,400.00	788,400.00	0.00
<b>14070100 EXTRAORDINARY ITEMS_14070100</b>							<b>1,035,600.00</b>	<b>1,035,600.00</b>	<b>0.00</b>
02101	052102700400	0000000000000000	00000	50910899	14070109	Reimbursements From Other Mda	1,035,600.00	1,035,600.00	0.00
<b>PERSONNEL COST</b>							<b>132,426,643.00</b>	<b>132,426,643.00</b>	<b>0.00</b>
<b>21010100 SALARIES AND WAGES</b>							<b>105,107,188.00</b>	<b>105,107,188.00</b>	<b>0.00</b>
02101	052102700400	0000000000000000	00000	50910899	21010101	Salary	105,107,188.00	105,107,188.00	0.00
<b>21020100 ALLOWANCES</b>							<b>27,319,455.00</b>	<b>27,319,455.00</b>	<b>0.00</b>
02101	052102700400	0000000000000000	00000	50910899	21020105	Rent	2,255,753.00	2,255,753.00	0.00
02101	052102700400	0000000000000000	00000	50910899	21020115	Hazard Allowance	2,160,000.00	2,160,000.00	0.00
02101	052102700400	0000000000000000	00000	50910899	21020106	Transport	751,718.00	751,718.00	0.00
02101	052102700400	0000000000000000	00000	50910899	21020107	Utility	123,675.00	123,675.00	0.00
02101	052102700400	0000000000000000	00000	50910899	21020187	Sanitation Expenses	400,000.00	400,000.00	0.00
02101	052102700400	0000000000000000	00000	50910899	21020117	Rural Allowance	9,179,826.00	9,179,826.00	0.00
02101	052102700400	0000000000000000	00000	50910899	21020151	Shifting	6,762,559.00	6,762,559.00	0.00
02101	052102700400	0000000000000000	00000	50910899	21020103	Leave Grant	451,150.00	451,150.00	0.00
02101	052102700400	0000000000000000	00000	50910899	21020104	Meal Subsidy_21020104	151,423.00	151,423.00	0.00
02101	052102700400	0000000000000000	00000	50910899	21020147	Shift Allowance	1,601,754.00	1,601,754.00	0.00
02101	052102700400	0000000000000000	00000	50910899	21020121	Call Duty Allowance	2,733,024.00	2,733,024.00	0.00
02101	052102700400	0000000000000000	00000	50910899	21020132	Uniform Allowance_21020132	748,573.00	748,573.00	0.00
<b>OVERHEAD COST</b>							<b>8,991,670.00</b>	<b>8,991,670.00</b>	<b>0.00</b>
<b>22020100 TRAVEL AND TRANSPORT - GENERAL</b>							<b>1,144,616.00</b>	<b>1,144,616.00</b>	<b>0.00</b>
02101	052102700400	0000000000000000	00000	50910899	22020101	Local Travel and Transport	1,144,616.00	1,144,616.00	0.00
<b>22020200 UTILITIES - GENERAL</b>							<b>41,968.00</b>	<b>41,968.00</b>	<b>0.00</b>
02101	052102700400	0000000000000000	00000	50910899	22020202	Telephone Charges	41,968.00	41,968.00	0.00
<b>22020300 MATERIALS AND SUPPLIES - GENERAL</b>							<b>2,348,509.00</b>	<b>2,348,509.00</b>	<b>0.00</b>
02101	052102700400	0000000000000000	00000	50910899	22020305	Printing Of Non Security Documents	300,000.00	300,000.00	0.00
02101	052102700400	0000000000000000	00000	50910899	22020315	Office Material And Supplies	1,199,169.00	1,199,169.00	0.00
02101	052102700400	0000000000000000	00000	50910899	22020319	Reagent And Dressing	849,340.00	849,340.00	0.00
<b>22020400 MAINTENANCE SERVICES - GENERAL</b>							<b>4,441,584.00</b>	<b>4,441,584.00</b>	<b>0.00</b>





# CROSS RIVER STATE CHART OF ACCOUNT 2020


## SOCIAL

### 052102700400 GHBRA GENERAL HOSPITAL, OBUBRA

Fund	Administrative	Programme	Functic	Geo	Economic	Description	Approved Budget 2020	Approved Provision 2019	Actual Rev./Exp. Jan -Aug 2019
02101	052102700400	0000000000000000	00000	50910899	22020417	Maintenance Of Office Building	400,000.00	400,000.00	0.00
02101	052102700400	0000000000000000	00000	50910899	22020401	Maintenance Of Motor Vehicle/Transport Equipment	1,500,000.00	1,500,000.00	0.00
02101	052102700400	0000000000000000	00000	50910899	22020405	Maintenance Of Plants/Generators	2,330,667.00	2,330,667.00	0.00
02101	052102700400	0000000000000000	00000	50910899	22020402	Maintenance Of Office Furniture	210,917.00	210,917.00	0.00
					<b>22021000</b>	<b>MISCELLANEOUS EXPENSES GENERAL</b>	<b>1,014,993.00</b>	<b>1,014,993.00</b>	<b>0.00</b>
02101	052102700400	0000000000000000	00000	50910899	22021057	Entertainment at Meetings	240,768.00	240,768.00	0.00
02101	052102700400	0000000000000000	00000	50910899	22021047	Servicom	574,225.00	574,225.00	0.00
02101	052102700400	0000000000000000	00000	50910899	22021048	Burial	200,000.00	200,000.00	0.00
						<b>CAPITAL EXPENDITURE</b>	<b>55,200,000.00</b>	<b>95,300,000.00</b>	
03101	052102700400	099000000014315	70321	50921300	23010123	Purchase of Fire Extinguisher	1,200,000.00	1,200,000.00	
03101	052102700400	099000000014303	70731	50921300	23010122	Procurement of Hospital Equipment			
03101	052102700400	099000000014311	70721	50921300	23020106	Provision of a blood bank and fridges	500,000.00	500,000.00	
03101	052102700400	099000000014302	71081	50921300	23020106	Fencing of General Hospital,Obubra	20,000,000.00	50,000,000.00	
03101	052102700400	099000000014304	70133	50921300	23010122	Bidding activities and project supervision including Monitoring and Evaluation	2,000,000.00	2,000,000.00	
03101	052102700400	099000000014305	70541	50921300	23040102	Landscaping of the Hospital Compound	2,000,000.00	2,000,000.00	
03101	052102700400	099000000014306	70435	50921300	23010119	Prurchase of INO 50Kva Sound Proof Generator	1,700,000.00	1,700,000.00	
03101	052102700400	099000000014307	70631	50921300	32010208	Water reticulation to all the wards & quarters and digging of placentar pit with Slap	1,000,000.00	1,000,000.00	
03101	052102700400	099000000014308	70722	50921300	23010122	Purchase of Hospital/Pediatric Beds and Mattrises	1,000,000.00	1,000,000.00	
03101	052102700400	099000000014310	70721	50921300	23030105	Replacement of Currugated iron Sheet with Long Span sheets to the Male, Female Theatre and Children Wards	4,000,000.00	4,000,000.00	
03101	052102700400	099000000014312	70731	50921300	23010122	Replacement of Bad door ad Windows	800,000.00	800,000.00	
03101	052102700400	099000000014313	70722	50921300	23010122	Purchase of X-Ray Accessories			
03101	052102700400	099000000014314	70731	50921300	23030105	Servicing of Hospital Equipments	1,000,000.00	1,000,000.00	
03101	052102700400	099000000014309	70721	50921300	23030105	Exapnsion of the Laboratory and Roofing with Long Span	4,000,000.00	4,000,000.00	
03101	052102700400	099000000014301	70150	50921300	32010216	Completion of Ongoing Projects 2014	16,000,000.00	26,100,000.00	

#### SUMMARY

<b>Recurrent Revenue</b>	7,470,000.00	7,470,000.00	0.00
<b>Capital Receipts</b>	0.00	0.00	0.00
<b>TOTAL</b>	<b>7,470,000.00</b>	<b>7,470,000.00</b>	<b>0.00</b>
<b>Personnel Cost</b>	132,426,643.00	132,426,643.00	0.00
<b>Overhead Cost</b>	8,991,670.00	8,991,670.00	0.00
<b>Consolidated Revenue Charges</b>			0.00
<b>SUB-TOTAL</b>	141,418,313.00	141,418,313.00	0.00
<b>Capital Expenditure</b>	55,200,000.00	95,300,000.00	
<b>TOTAL</b>	<b>196,618,313.00</b>	<b>236,718,313.00</b>	<b>0.00</b>






**CROSS RIVER STATE CHART OF ACCOUNT 2020**

**SOCIAL**

**052102700500 GHGGJ GENERAL HOSPITAL, OGOJA**

Fund	Administrative	Programme	Func	Geo	Economic	Description	Approved Budget 2020	Approved Provision 2019	Actual Rev./Exp. Jan -Aug 2019
<b>RECURRENT REVENUE</b>							<b>30,622,000.00</b>	<b>40,942,000.00</b>	<b>8,276,110.00</b>
<b>12020400 FEES - GENERAL</b>							<b>6,500,000.00</b>	<b>6,500,000.00</b>	<b>2,898,300.00</b>
02101	052102700500	0000000000000000	00000	50910899	12020441	Laboratory Fees	6,500,000.00	6,500,000.00	2,898,300.00
<b>12020500 FINES - GENERAL</b>							<b>6,500,000.00</b>	<b>6,500,000.00</b>	<b>3,342,350.00</b>
02101	052102700500	0000000000000000	00000	50910899	12020513	Hospital Fees/ Health Facilities	6,500,000.00	6,500,000.00	3,342,350.00
<b>12020600 SALES - GENERAL</b>							<b>0.00</b>	<b>7,322,000.00</b>	<b>0.00</b>
02101	052102700500	0000000000000000	00000	50910899	12020645	Sale Of Eye Glasses	0.00	3,850,000.00	0.00
02101	052102700500	0000000000000000	00000	50910899	12020612	Proceeds From Sales Of Drugs And Medications	0.00	3,472,000.00	0.00
02101	052102700500	0000000000000000	00000	50910899	12020631	Commission On Lense/ Frame	0.00	0.00	0.00
<b>12020700 EARNINGS -GENERAL</b>							<b>300,000.00</b>	<b>300,000.00</b>	<b>94,000.00</b>
02101	052102700500	0000000000000000	00000	50910899	12020741	Dental Fees_12020741	300,000.00	300,000.00	94,000.00
<b>12022000 FEES - GENERAL (CONT.)</b>							<b>17,322,000.00</b>	<b>20,320,000.00</b>	<b>1,941,460.00</b>
02101	052102700500	0000000000000000	00000	50910899	12022302	New Card Fee	0.00	2,170,000.00	0.00
02101	052102700500	0000000000000000	00000	50910899	12022315	Exam Material Fee	0.00	2,500,000.00	201,400.00
02101	052102700500	0000000000000000	00000	50910899	12022287	X-Ray Fees	2,000,000.00	2,000,000.00	28,000.00
02101	052102700500	0000000000000000	00000	50910899	12022253	Mortuary Fee	2,500,000.00	2,500,000.00	487,400.00
02101	052102700500	0000000000000000	00000	50910899	12022252	Maternity	2,500,000.00	2,500,000.00	0.00
02101	052102700500	0000000000000000	00000	50910899	12022250	Fixed Card Fee	3,750,000.00	3,750,000.00	1,224,660.00
02101	052102700500	0000000000000000	00000	50910899	12022239	Insurance Scheme	3,072,000.00	0.00	0.00
02101	052102700500	0000000000000000	00000	50910899	12022311	Operation Fee	3,500,000.00	3,150,000.00	0.00
02101	052102700500	0000000000000000	00000	50910899	12022303	Refraction	0.00	1,750,000.00	0.00
<b>PERSONNEL COST</b>							<b>349,263,076.00</b>	<b>302,802,718.00</b>	<b>0.00</b>
<b>21010100 SALARIES AND WAGES</b>							<b>282,644,738.35</b>	<b>271,786,006.00</b>	<b>0.00</b>
02101	052102700500	0000000000000000	00000	50910899	21010101	Salary	282,644,738.35	271,786,006.00	0.00
<b>21020100 ALLOWANCES</b>							<b>66,618,337.65</b>	<b>31,016,712.00</b>	<b>0.00</b>
02101	052102700500	0000000000000000	00000	50910899	21020119	Uniform Allowance_21020119	1,846,671.00	2,200,004.00	0.00
02101	052102700500	0000000000000000	00000	50910899	21020151	Shifting	13,824,927.00	17,503,429.00	0.00
02101	052102700500	0000000000000000	00000	50910899	21020113	Hard Allowance	798,000.00	474,600.00	0.00
02101	052102700500	0000000000000000	00000	50910899	21020115	Hazard Allowance	44,448,360.00	5,166,000.00	0.00
02101	052102700500	0000000000000000	00000	50910899	21020147	Shift Allowance	2,213,855.00	2,213,858.00	0.00
02101	052102700500	0000000000000000	00000	50910899	21020104	Meal Subsidy_21020104	145,331.25	107,528.00	0.00
02101	052102700500	0000000000000000	00000	50910899	21020105	Rent	2,232,352.30	2,344,549.00	0.00
02101	052102700500	0000000000000000	00000	50910899	21020103	Leave Grant	446,463.70	468,910.00	0.00
02101	052102700500	0000000000000000	00000	50910899	21020107	Utility	73,465.10	64,709.00	0.00
02101	052102700500	0000000000000000	00000	50910899	21020106	Transport	588,912.30	473,125.00	0.00
<b>OVERHEAD COST</b>							<b>24,713,695.00</b>	<b>14,040,000.00</b>	<b>12,131,993.00</b>
<b>22020100 TRAVEL AND TRANSPORT - GENERAL</b>							<b>3,585,223.00</b>	<b>3,605,223.00</b>	<b>1,050,000.00</b>
02101	052102700500	0000000000000000	00000	50910899	22020102	Local Travel and Transport	3,585,223.00	3,605,223.00	1,050,000.00
<b>22020200 UTILITIES - GENERAL</b>							<b>3,941,565.00</b>	<b>3,941,565.00</b>	<b>1,000,000.00</b>





# CROSS RIVER STATE CHART OF ACCOUNT 2020

## SOCIAL

### 052102700500 GHGGJ GENERAL HOSPITAL, OGOJA

Fund	Administrative	Programme	Func	Geo	Economic	Description	Approved Budget 2020	Approved Provision 2019	Actual Rev./Exp. Jan -Aug 2019
02101	052102700500	0000000000000000	00000	50910899	22020211	Other Utility	994,942.00	994,942.00	0.00
02101	052102700500	0000000000000000	00000	50910899	22020201	Electricity Charges	1,006,069.00	1,006,069.00	900,000.00
02101	052102700500	0000000000000000	00000	50910899	22020202	Telephone Charges	941,989.00	941,989.00	100,000.00
02101	052102700500	0000000000000000	00000	50910899	22020205	Water Rates_22020205	947,565.00	947,565.00	0.00
02101	052102700500	0000000000000000	00000	50910899	22020206	Sewage Charges	51,000.00	51,000.00	0.00
					<b>22020300</b>	<b>MATERIALS AND SUPPLIES - GENERAL</b>	<b>9,021,379.00</b>	<b>2,357,691.00</b>	<b>4,017,540.00</b>
02101	052102700500	0000000000000000	00000	50910899	22020315	Office Material And Supplies	704,890.00	604,892.00	450,000.00
02101	052102700500	0000000000000000	00000	50910899	22020314	Other Material and Supplies	479,996.00	216,306.00	100,000.00
02101	052102700500	0000000000000000	00000	50910899	22020309	Uniforms and Other Clothing	67,095.00	67,095.00	50,000.00
02101	052102700500	0000000000000000	00000	50910899	22020305	Printing Of Non Security Documents	3,133,472.00	1,133,472.00	2,617,540.00
02101	052102700500	0000000000000000	00000	50910899	22020319	Reagent And Dressing	4,635,926.00	335,926.00	800,000.00
					<b>22020400</b>	<b>MAINTENANCE SERVICES - GENERAL</b>	<b>6,937,619.00</b>	<b>2,907,612.00</b>	<b>5,464,453.00</b>
02101	052102700500	0000000000000000	00000	50910899	22020402	Maintenance Of Office Furniture	645,006.00	345,006.00	659,000.00
02101	052102700500	0000000000000000	00000	50910899	22020405	Maintenance Of Plants/Generators	2,526,951.00	826,951.00	1,081,930.00
02101	052102700500	0000000000000000	00000	50910899	22020403	Maintenance Of Office Building / Residential Qtrs	893,428.00	593,428.00	375,555.00
02101	052102700500	0000000000000000	00000	50910899	22020401	Maintenance Of Motor Vehicle/Transport Equipment	2,217,880.00	687,873.00	1,150,000.00
02101	052102700500	0000000000000000	00000	50910899	22020417	Maintenance Of Office Building	306,000.00	206,000.00	1,712,276.00
02101	052102700500	0000000000000000	00000	50910899	22020404	Maintenance Of Office / It Equipments	348,354.00	248,354.00	485,692.00
					<b>22020600</b>	<b>OTHER SERVICES - GENERAL</b>	<b>355,040.00</b>	<b>355,040.00</b>	<b>0.00</b>
02101	052102700500	0000000000000000	00000	50910899	22020605	Cleaning and Fumigation Services	355,040.00	355,040.00	0.00
					<b>22020900</b>	<b>FINANCIAL CHARGES - GENERAL</b>	<b>172,439.00</b>	<b>172,439.00</b>	<b>0.00</b>
02101	052102700500	0000000000000000	00000	50910899	22020904	Other Crf Bank Charges	42,439.00	42,439.00	0.00
02101	052102700500	0000000000000000	00000	50910899	22020901	Bank Charges (Other Than Interest)	130,000.00	130,000.00	0.00
					<b>22021000</b>	<b>MISCELLANEOUS EXPENSES GENERAL</b>	<b>700,430.00</b>	<b>700,430.00</b>	<b>600,000.00</b>
02101	052102700500	0000000000000000	00000	50910899	22021057	Entertainment at Meetings	596,990.00	596,990.00	500,000.00
02101	052102700500	0000000000000000	00000	50910899	22021047	Servicom	103,440.00	103,440.00	100,000.00
						<b>CAPITAL EXPENDITURE</b>	<b>5,788,450,619.00</b>	<b>5,788,450,619.00</b>	
03101	052102700500	099000000014331	70150	50931609	32010216	Abadonned Capital Projects	1,000,000,000.00	1,000,000,000.00	
03101	052102700500	099000000014318	70731	50931609	23010112	Procurement of Furniture	2,000,000.00	2,000,000.00	
03101	052102700500	099000000014324	70721	50931609	23020101	Renovation of Central Store	1,355,047.00	1,355,047.00	
03101	052102700500	099000000014321	70131	50931609	23020101	Renovation of CCP and MPDSR Block and Furnishing	4,000,000.00	4,000,000.00	
03101	052102700500	099000000014323	70133	50931609	23010122	Bidding activities, Project Consultancy, supervision/Monitoring including preparation of BOQS drawings and Bank Charges	500,000,000.00	500,000,000.00	
03101	052102700500	099000000014316	70451	50931609	23010105	Procurement of Toyota Hilux	1,400,000,000.00	1,400,000,000.00	
03101	052102700500	990000000030518	70631	50931609	32010208	Water Reticulation to Wards Headquarters	300,000,000.00	300,000,000.00	
03101	052102700500	099000000014332	70541	50931609	23040102	Landscapping of General Hospital Ogoja	200,000,000.00	200,000,000.00	
03101	052102700500	099000000014322	70722	50931609	32010904	Procurement of Laboratory Equipment	200,000,000.00	200,000,000.00	
03101	052102700500	099000000014330	70721	50931609	23010112	Furnishing of VIA/Gyo-therapy			

30-2-2020



# CROSS RIVER STATE CHART OF ACCOUNT 2020

## SOCIAL

### 052102700500 GHGGJ GENERAL HOSPITAL, OGOJA

Fund	Administrative	Programme	Functic	Geo	Economic	Description	Approved Budget 2020	Approved Provision 2019	Actual Rev./Exp. Jan -Aug 2019
03101	052102700500	099000000014328	70131	50931609	32010609	Provision of Ceiling/Electrification of Walkways	206,972,800.00	206,972,800.00	
03101	052102700500	099000000014327	70731	50931609	23020102	Renovation of Doctor Quarter II	365,272,500.00	365,272,500.00	
03101	052102700500	099000000014326	70133	50931609	23020102	Renovation of Doctor Quarter I	356,502,800.00	356,502,800.00	
03101	052102700500	099000000014325		50931609	23010122	Due Process Activities	50,000,000.00	50,000,000.00	
03101	052102700500	099000000014319	70724	50931609	23020101	Extension of Stores Building	2,347,472.00	2,347,472.00	
03101	052102700500	099000000014320	70733	50931609	23020106	Constructio of Maternity Block			
03101	052102700500	099000000014333	70721	50931609	23010122	Procurement of Ambulance	1,200,000,000.00	1,200,000,000.00	

#### SUMMARY

<b>Recurrent Revenue</b>	30,622,000.00	40,942,000.00	8,276,110.00
<b>Capital Receipts</b>	0.00	0.00	0.00
<b>TOTAL</b>	<b>30,622,000.00</b>	<b>40,942,000.00</b>	<b>8,276,110.00</b>
<b>Personnel Cost</b>	349,263,076.00	302,802,718.00	0.00
<b>Overhead Cost</b>	24,713,695.00	14,040,000.00	12,131,993.00
<b>Consolidated Revenue Charges</b>			0.00
<b>SUB-TOTAL</b>	373,976,771.00	316,842,718.00	12,131,993.00
<b>Capital Expenditure</b>	5,788,450,619.00	5,788,450,619.00	
<b>TOTAL</b>	<b>6,162,427,390.00</b>	<b>6,105,293,337.00</b>	<b>12,131,993.00</b>





# CROSS RIVER STATE CHART OF ACCOUNT 2020

## SOCIAL

### 052102700600 GHCKK General Hospital Okpoma

Fund	Administrative	Programme	Funcit	Geo	Economic	Description	Approved Budget 2020	Approved Provision 2019	Actual Rev./Exp. Jan -Aug 2019
<b>RECURRENT REVENUE</b>							<b>4,850,000.00</b>	<b>4,500,000.00</b>	<b>0.00</b>
<b>12020400 FEES - GENERAL</b>							<b>1,100,000.00</b>	<b>750,000.00</b>	<b>0.00</b>
02101	052102700600	0000000000000000	00000	50910899	12020478	Maternity Fees	350,000.00	0.00	0.00
02101	052102700600	0000000000000000	00000	50910899	12020441	Laboratory Fees	700,000.00	700,000.00	0.00
02101	052102700600	0000000000000000	00000	50910899	12020440	Medical Consultancy Fees	50,000.00	50,000.00	0.00
<b>12022000 FEES - GENERAL (CONT.)</b>							<b>3,150,000.00</b>	<b>3,150,000.00</b>	<b>0.00</b>
02101	052102700600	0000000000000000	00000	50910899	12022311	Operation Fee	800,000.00	800,000.00	0.00
02101	052102700600	0000000000000000	00000	50910899	12022310	Service Charge Fee	500,000.00	500,000.00	0.00
02101	052102700600	0000000000000000	00000	50910899	12022308	Bed Fee	650,000.00	650,000.00	0.00
02101	052102700600	0000000000000000	00000	50910899	12022253	Mortuary Fee	500,000.00	500,000.00	0.00
02101	052102700600	0000000000000000	00000	50910899	12022250	Fixed Card Fee	700,000.00	700,000.00	0.00
<b>14070100 EXTRAORDINARY ITEMS_14070100</b>							<b>600,000.00</b>	<b>600,000.00</b>	<b>0.00</b>
02101	052102700600	0000000000000000	00000	50910899	14070128	5% Commission on Sale of Drugs	600,000.00	600,000.00	0.00
<b>PERSONNEL COST</b>							<b>78,084,943.25</b>	<b>71,550,303.29</b>	<b>0.00</b>
<b>21010100 SALARIES AND WAGES</b>							<b>64,118,747.42</b>	<b>57,584,107.46</b>	<b>0.00</b>
02101	052102700600	0000000000000000	00000	50910899	21010101	Salary	64,118,747.42	57,584,107.46	0.00
<b>21020100 ALLOWANCES</b>							<b>13,966,195.83</b>	<b>13,966,195.83</b>	<b>0.00</b>
02101	052102700600	0000000000000000	00000	50910899	21020132	Uniform Allowance_21020132	460,000.00	460,000.00	0.00
02101	052102700600	0000000000000000	00000	50910899	21020105	Rent	557,457.30	557,457.30	0.00
02101	052102700600	0000000000000000	00000	50910899	21020115	Hazard Allowance	1,218,000.00	1,218,000.00	0.00
02101	052102700600	0000000000000000	00000	50910899	21020106	Transport	140,857.20	140,857.20	0.00
02101	052102700600	0000000000000000	00000	50910899	21020104	Meal Subsidy_21020104	32,013.00	32,013.00	0.00
02101	052102700600	0000000000000000	00000	50910899	21020136	Non Pay Roll Allowance	1,080,000.00	1,080,000.00	0.00
02101	052102700600	0000000000000000	00000	50910899	21020103	Leave Grant	111,491.47	111,491.47	0.00
02101	052102700600	0000000000000000	00000	50910899	21020121	Call Duty Allowance	2,220,960.00	2,220,960.00	0.00
02101	052102700600	0000000000000000	00000	50910899	21020117	Rural Allowance	4,166,963.75	4,166,963.75	0.00
02101	052102700600	0000000000000000	00000	50910899	21020107	Utility	25,610.40	25,610.40	0.00
02101	052102700600	0000000000000000	00000	50910899	21020151	Shifting	3,952,842.71	3,952,842.71	0.00
<b>OVERHEAD COST</b>							<b>4,492,680.80</b>	<b>4,492,680.80</b>	<b>0.00</b>
<b>22020100 TRAVEL AND TRANSPORT - GENERAL</b>							<b>270,088.25</b>	<b>270,088.25</b>	<b>0.00</b>
02101	052102700600	0000000000000000	00000	50910899	22020101	Local Travel and Transport	270,088.25	270,088.25	0.00
<b>22020300 MATERIALS AND SUPPLIES - GENERAL</b>							<b>963,139.05</b>	<b>963,139.05</b>	<b>0.00</b>
02101	052102700600	0000000000000000	00000	50910899	22020305	Printing Of Non Security Documents	312,138.00	312,138.00	0.00
02101	052102700600	0000000000000000	00000	50910899	22020315	Office Material And Supplies	294,814.80	294,814.80	0.00
02101	052102700600	0000000000000000	00000	50910899	22020319	Reagent And Dressing	356,186.25	356,186.25	0.00
<b>22020400 MAINTENANCE SERVICES - GENERAL</b>							<b>2,992,960.00</b>	<b>2,992,960.00</b>	<b>0.00</b>
02101	052102700600	0000000000000000	00000	50910899	22020405	Maintenance Of Plants/Generators	2,000,000.00	2,000,000.00	0.00
02101	052102700600	0000000000000000	00000	50910899	22020401	Maintenance Of Motor Vehicle/Transport Equipment	992,960.00	992,960.00	0.00
<b>22020900 FINANCIAL CHARGES - GENERAL</b>							<b>34,843.50</b>	<b>34,843.50</b>	<b>0.00</b>

**CERTIFIED TRUE COPY**





# CROSS RIVER STATE CHART OF ACCOUNT 2020

## SOCIAL

### 052102700600 GHCKK General Hospital Okpoma

Fund	Administrative	Programme	Func	Geo	Economic	Description	Approved Budget 2020	Approved Provision 2019	Actual Rev./Exp. Jan -Aug 2019
02101	052102700600	0000000000000000	00000	50910899	22020901	Bank Charges (Other Than Interest)	34,843.50	34,843.50	0.00
<b>22021000 MISCELLANEOUS EXPENSES GENERAL</b>							<b>231,650.00</b>	<b>231,650.00</b>	<b>0.00</b>
02101	052102700600	0000000000000000	00000	50910899	22021057	Entertainment at Meetings	231,650.00	231,650.00	0.00
<b>CAPITAL EXPENDITURE</b>							<b>14,300,000.00</b>	<b>14,300,000.00</b>	
03101	052102700600	0990000000014401	70721	50921110	23010122	Nursing Staff Accommodation	1,500,000.00	1,500,000.00	
03101	052102700600	0990000000014407	70722	50921110	23020106	Construction of Laboratory	10,000,000.00	10,000,000.00	
03101	052102700600	0990000000014406	70631	50921110	23020106	Construction of 2 ND Borehole	1,000,000.00	1,000,000.00	
03101	052102700600	0990000000014404	70133	50921110	23010122	Bidding activities, Project Consultancy, supervision/monitoring including preparation of BOQS drawings and Bank Charges	100,000.00	100,000.00	
03101	052102700600	0990000000014402	70721	50921110	23010122	Pediatric Ward	1,000,000.00	1,000,000.00	
03101	052102700600	0990000000014403	70722	50921110	32010904	Procurement of Laboratory Equipment	400,000.00	400,000.00	
03101	052102700600	0990000000014405	70631	50921110	23020105	Plumbing Work in Main Hospital	300,000.00	300,000.00	

#### SUMMARY

<b>Recurrent Revenue</b>	4,850,000.00	4,500,000.00	0.00
<b>Capital Receipts</b>	0.00	0.00	0.00
<b>TOTAL</b>	<b>4,850,000.00</b>	<b>4,500,000.00</b>	<b>0.00</b>
<b>Personnel Cost</b>	78,084,943.25	71,550,303.29	0.00
<b>Overhead Cost</b>	4,492,680.80	4,492,680.80	0.00
<b>Consolidated Revenue Charges</b>			0.00
<b>SUB-TOTAL</b>	82,577,624.05	76,042,984.09	0.00
<b>Capital Expenditure</b>	14,300,000.00	14,300,000.00	
<b>TOTAL</b>	<b>96,877,624.05</b>	<b>90,342,984.09</b>	<b>0.00</b>






# CROSS RIVER STATE CHART OF ACCOUNT 2020

## SOCIAL

### 052102700700 GHBNS GENERAL HOSPITAL, OBANLIKU

Fund	Administrative	Programme	Func	Geo	Economic	Description	Approved Budget 2020	Approved Provision 2019	Actual Rev./Exp. Jan -Aug 2019
<b>RECURRENT REVENUE</b>							<b>10,360,800.00</b>	<b>9,360,800.00</b>	<b>6,547,645.00</b>
<b>12020400 FEES - GENERAL</b>							<b>1,216,800.00</b>	<b>1,216,800.00</b>	<b>992,695.00</b>
02101	052102700700	0000000000000000	00000	50910899	12020441	Laboratory Fees	1,216,800.00	1,216,800.00	992,695.00
<b>12020600 SALES - GENERAL</b>							<b>0.00</b>	<b>1,179,000.00</b>	<b>1,483,000.00</b>
02101	052102700700	0000000000000000	00000	50910899	12020603	Sales Of ID Cards	0.00	1,179,000.00	1,483,000.00
<b>12020700 EARNINGS -GENERAL</b>							<b>293,600.00</b>	<b>293,600.00</b>	<b>110,000.00</b>
02101	052102700700	0000000000000000	00000	50910899	12020793	Proceeds From Medical Records	293,600.00	293,600.00	110,000.00
<b>12022000 FEES - GENERAL (CONT.)</b>							<b>8,388,400.00</b>	<b>6,209,400.00</b>	<b>3,746,950.00</b>
02101	052102700700	0000000000000000	00000	50910899	12022331	Eye Glass	0.00	540,000.00	0.00
02101	052102700700	0000000000000000	00000	50910899	12022287	X-Ray Fees	540,000.00	0.00	0.00
02101	052102700700	0000000000000000	00000	50910899	12022291	Consultation Fee	500,000.00	187,200.00	550,000.00
02101	052102700700	0000000000000000	00000	50910899	12022265	Hospitality_12022265	1,142,400.00	1,142,400.00	1,170,950.00
02101	052102700700	0000000000000000	00000	50910899	12022221	Funds From Consultancy Services	500,000.00	746,600.00	0.00
02101	052102700700	0000000000000000	00000	50910899	12022286	Fixed fee Ticket	2,580,800.00	468,000.00	432,000.00
02101	052102700700	0000000000000000	00000	50910899	12022311	Operation Fee	2,054,800.00	2,054,800.00	1,320,000.00
02101	052102700700	0000000000000000	00000	50910899	12022303	Refraction	696,000.00	696,000.00	0.00
02101	052102700700	0000000000000000	00000	50910899	12022253	Mortuary Fee	374,400.00	374,400.00	274,000.00
<b>14070100 EXTRAORDINARY ITEMS_14070100</b>							<b>462,000.00</b>	<b>462,000.00</b>	<b>215,000.00</b>
02101	052102700700	0000000000000000	00000	50910899	14070128	5% Commission on Sale of Drugs	462,000.00	462,000.00	215,000.00
<b>CAPITAL RECIEPTS</b>							<b>500,000.00</b>	<b>0.00</b>	<b>0.00</b>
<b>13020400 FOREIGN GRANTS_13020400</b>							<b>500,000.00</b>	<b>0.00</b>	<b>0.00</b>
02101	052102700700	0000000000000000	00000	50910899	13020424	CRS National Health Insurance Scheme ( AYADE CARES )	500,000.00	0.00	0.00
<b>PERSONNEL COST</b>							<b>154,977,654.61</b>	<b>123,246,108.00</b>	<b>4,675,312.00</b>
<b>21010100 SALARIES AND WAGES</b>							<b>129,651,911.61</b>	<b>96,094,777.00</b>	<b>2,894,892.00</b>
02101	052102700700	0000000000000000	00000	50910899	21010101	Salary	129,651,911.61	96,094,777.00	2,894,892.00
<b>21020100 ALLOWANCES</b>							<b>25,325,743.00</b>	<b>27,151,331.00</b>	<b>1,780,420.00</b>
02101	052102700700	0000000000000000	00000	50910899	21020104	Meal Subsidy_21020104	42,684.00	68,969.00	41,350.00
02101	052102700700	0000000000000000	00000	50910899	21020105	Rent	933,550.00	1,092,926.00	290,087.00
02101	052102700700	0000000000000000	00000	50910899	21020106	Transport	187,810.00	382,822.00	109,556.00
02101	052102700700	0000000000000000	00000	50910899	21020103	Leave Grant	186,710.00	218,585.00	96,017.00
02101	052102700700	0000000000000000	00000	50910899	21020107	Utility	25,706.00	41,374.00	8,610.00
02101	052102700700	0000000000000000	00000	50910899	21020115	Hazard Allowance	2,532,000.00	2,742,000.00	73,500.00
02101	052102700700	0000000000000000	00000	50910899	21020117	Rural Allowance	10,357,075.00	10,363,087.00	0.00
02101	052102700700	0000000000000000	00000	50910899	21020121	Call Duty Allowance	1,614,634.00	2,795,994.00	1,161,300.00
02101	052102700700	0000000000000000	00000	50910899	21020147	Shift Allowance	478,057.00	478,057.00	0.00
02101	052102700700	0000000000000000	00000	50910899	21020151	Shifting	8,391,935.00	8,391,935.00	0.00
02101	052102700700	0000000000000000	00000	50910899	21020187	Sanitation Expenses	355,040.00	355,040.00	0.00
02101	052102700700	0000000000000000	00000	50910899	21020119	Uniform Allowance_21020119	220,542.00	220,542.00	0.00






# CROSS RIVER STATE CHART OF ACCOUNT 2020

## SOCIAL

### 052102700700 GHBNS GENERAL HOSPITAL, OBANLIKU

Fund	Administrative	Programme	Func	Geo	Economic	Description	Approved Budget 2020	Approved Provision 2019	Actual Rev./Exp. Jan -Aug 2019
<b>OVERHEAD COST</b>							<b>20,401,451.00</b>	<b>16,074,418.00</b>	<b>2,604,386.00</b>
<b>22020100 TRAVEL AND TRANSPORT - GENERAL</b>							<b>2,560,555.00</b>	<b>2,973,289.00</b>	<b>1,230,000.00</b>
02101	052102700700	0000000000000000	00000	50910899	22020101	Local Travel and Transport	2,560,555.00	2,973,289.00	1,230,000.00
<b>22020200 UTILITIES - GENERAL</b>							<b>5,232,817.00</b>	<b>2,734,931.00</b>	<b>218,000.00</b>
02101	052102700700	0000000000000000	00000	50910899	22020211	Other Utility	994,942.00	994,942.00	60,000.00
02101	052102700700	0000000000000000	00000	50910899	22020202	Telephone Charges	641,712.00	941,989.00	76,000.00
02101	052102700700	0000000000000000	00000	50910899	22020205	Water Rates_22020205	647,000.00	647,000.00	40,000.00
02101	052102700700	0000000000000000	00000	50910899	22020206	Sewage Charges	51,000.00	51,000.00	12,000.00
02101	052102700700	0000000000000000	00000	50910899	22020201	Electricity Charges	2,898,163.00	100,000.00	30,000.00
<b>22020300 MATERIALS AND SUPPLIES - GENERAL</b>							<b>7,136,780.00</b>	<b>6,848,059.00</b>	<b>638,386.00</b>
02101	052102700700	0000000000000000	00000	50910899	22020305	Printing Of Non Security Documents	1,909,856.00	1,909,856.00	270,000.00
02101	052102700700	0000000000000000	00000	50910899	22020314	Other Material and Supplies	1,211,248.00	1,211,248.00	192,000.00
02101	052102700700	0000000000000000	00000	50910899	22020309	Uniforms and Other Clothing	67,095.00	67,095.00	0.00
02101	052102700700	0000000000000000	00000	50910899	22020319	Reagent And Dressing	3,045,504.00	3,045,504.00	91,386.00
02101	052102700700	0000000000000000	00000	50910899	22020315	Office Material And Supplies	903,077.00	614,356.00	85,000.00
<b>22020400 MAINTENANCE SERVICES - GENERAL</b>							<b>5,153,420.00</b>	<b>3,200,260.00</b>	<b>452,000.00</b>
02101	052102700700	0000000000000000	00000	50910899	22020401	Maintenance Of Motor Vehicle/Transport Equipment	2,002,120.00	1,417,880.00	290,000.00
02101	052102700700	0000000000000000	00000	50910899	22020402	Maintenance Of Office Furniture	589,518.00	55,488.00	2,000.00
02101	052102700700	0000000000000000	00000	50910899	22020403	Maintenance Of Office Building / Residential Qtrs	587,428.00	306,000.00	20,000.00
02101	052102700700	0000000000000000	00000	50910899	22020404	Maintenance Of Office / It Equipments	348,354.00	348,354.00	125,000.00
02101	052102700700	0000000000000000	00000	50910899	22020405	Maintenance Of Plants/Generators	1,320,000.00	766,538.00	15,000.00
02101	052102700700	0000000000000000	00000	50910899	22020418	Maintenance Of Residential Building	306,000.00	306,000.00	0.00
<b>22020900 FINANCIAL CHARGES - GENERAL</b>							<b>142,439.00</b>	<b>142,439.00</b>	<b>66,000.00</b>
02101	052102700700	0000000000000000	00000	50910899	22020901	Bank Charges (Other Than Interest)	100,000.00	100,000.00	46,000.00
02101	052102700700	0000000000000000	00000	50910899	22020910	Other Financial Expenses	42,439.00	42,439.00	20,000.00
<b>22021000 MISCELLANEOUS EXPENSES GENERAL</b>							<b>175,440.00</b>	<b>175,440.00</b>	<b>0.00</b>
02101	052102700700	0000000000000000	00000	50910899	22021047	Servicom	103,440.00	103,440.00	0.00
02101	052102700700	0000000000000000	00000	50910899	22021057	Entertainment at Meetings	72,000.00	72,000.00	0.00
<b>CAPITAL EXPENDITURE</b>							<b>91,825,000.00</b>	<b>68,400,000.00</b>	
03101	052102700700	099000000014501	70722	50921300	23010122	A & E Equipment	1,150,000.00	1,150,000.00	
03101	052102700700	099000000014502	70722	50921300	23010905	Laboratory Equipment	5,500,000.00	1,500,000.00	
03101	052102700700	099000000014503	70721	50921300	23010122	Maternity Equipment	10,000,000.00	2,000,000.00	
03101	052102700700	099000000014504	70722	50921300	23010122	Procurement of Medical Equipment for Radiology (x-Ray, Ultra Sound, Scanner /Printer)	5,700,000.00	2,250,000.00	
03101	052102700700	099000000014506	70541	50921300	23020102	Landscaping of the Hospital Compound	1,200,000.00	1,200,000.00	
03101	052102700700	099000000014505	70133	50921300	23010122	Bidding activities, Project Consultancy, supervision/monitoring including preparation of BOQS drawings and Bank charges	6,000,000.00	500,000.00	
03101	052102700700	099000000014513	70731	50921300	32010615	Purchase of Window Blinds/Netting of Window	2,275,000.00	3,000,000.00	
03101	052102700700	099000000014514	70451	50921300	23010104	Purchase of 2 Nos. Motorcycles	500,000.00	500,000.00	





## CROSS RIVER STATE CHART OF ACCOUNT 2020

### SOCIAL

#### 052102700700 GHBNS GENERAL HOSPITAL, OBANLIKU

<u>Fund</u>	<u>Administrative</u>	<u>Programme</u>	<u>Functic</u>	<u>Geo</u>	<u>Economic</u>	<u>Description</u>	<u>Approved Budget 2020</u>	<u>Approved Provision 2019</u>	<u>Actual Rev./Exp.</u> <u>Jan -Aug 2019</u>
03101	052102700700	099000000014507	70731	50921300	23020102	Renovation of Doctor's Quarters	1,000,000.00	1,000,000.00	
03101	052102700700	099000000014512	70451	50921300	23010105	Purchase of Hilux Vehicles	18,000,000.00	18,000,000.00	
03101	052102700700	099000000014511		50921300	23030120	Painting of the Entire Hospital	4,000,000.00	4,000,000.00	
03101	052102700700	099000000014510	70722	50921300	23010122	Procurement of Medical Equipment for laboratory casualty and wards	15,000,000.00	800,000.00	
03101	052102700700	099000000014509	70551	50921300	32010313	Purchase of Hand Mower	500,000.00	500,000.00	
03101	052102700700	099000000014508	70722	50921300	23010122	Beds & Mattresses	1,000,000.00	12,000,000.00	
03101	052102700700	099000000014515	70721	50921300	23010122	Procurement of Ambulance	20,000,000.00	20,000,000.00	

#### SUMMARY

<b>Recurrent Revenue</b>	10,360,800.00	9,360,800.00	6,547,645.00
<b>Capital Receipts</b>	500,000.00	0.00	0.00
<b>TOTAL</b>	<b>10,860,800.00</b>	<b>9,360,800.00</b>	<b>6,547,645.00</b>
<b>Personnel Cost</b>	154,977,654.61	123,246,108.00	4,675,312.00
<b>Overhead Cost</b>	20,401,451.00	16,074,418.00	2,604,386.00
<b>Consolidated Revenue Charges</b>			0.00
<b>SUB-TOTAL</b>	175,379,105.61	139,320,526.00	7,279,698.00
<b>Capital Expenditure</b>	91,825,000.00	68,400,000.00	
<b>TOTAL</b>	<b>267,204,105.61</b>	<b>207,720,526.00</b>	<b>7,279,698.00</b>

30-2-2020




# CROSS RIVER STATE CHART OF ACCOUNT 2020

## SOCIAL

### 052102700800 SJHIEA ST. JOSEPH HOSPITAL, IKOT ENE AKPABUYO

Fund	Administrative	Programme	Func	Geo	Economic	Description	Approved Budget 2020	Approved Provision 2019	Actual Rev./Exp. Jan -Aug 2019
<b>RECURRENT REVENUE</b>							<b>2,365,000.00</b>	<b>2,365,000.00</b>	<b>1,059,100.00</b>
<b>12020400 FEES - GENERAL</b>							<b>650,000.00</b>	<b>650,000.00</b>	<b>168,500.00</b>
02101	052102700800	0000000000000000	00000	50910899	12020478	Maternity Fees	150,000.00	150,000.00	56,000.00
02101	052102700800	0000000000000000	00000	50910899	12020441	Laboratory Fees	500,000.00	500,000.00	112,500.00
<b>12020500 FINES - GENERAL</b>							<b>700,000.00</b>	<b>700,000.00</b>	<b>492,000.00</b>
02101	052102700800	0000000000000000	00000	50910899	12020513	Hospital Fees/ Health Facilities	700,000.00	700,000.00	492,000.00
<b>12020700 EARNINGS -GENERAL</b>							<b>400,000.00</b>	<b>400,000.00</b>	<b>18,000.00</b>
02101	052102700800	0000000000000000	00000	50910899	12020776	Free Medical Treatment	400,000.00	400,000.00	18,000.00
<b>12022000 FEES - GENERAL (CONT.)</b>							<b>415,000.00</b>	<b>415,000.00</b>	<b>252,100.00</b>
02101	052102700800	0000000000000000	00000	50910899	12022286	Fixed fee Ticket	300,000.00	300,000.00	234,100.00
02101	052102700800	0000000000000000	00000	50910899	12022301	Medical Report Fee	115,000.00	115,000.00	18,000.00
<b>14070100 EXTRAORDINARY ITEMS_14070100</b>							<b>200,000.00</b>	<b>200,000.00</b>	<b>128,500.00</b>
02101	052102700800	0000000000000000	00000	50910899	14070109	Reimbursements From Other Mda	200,000.00	200,000.00	128,500.00
<b>PERSONNEL COST</b>							<b>130,897,227.92</b>	<b>555,739,522.18</b>	<b>73,919,678.75</b>
<b>21010100 SALARIES AND WAGES</b>							<b>105,015,650.50</b>	<b>531,593,317.80</b>	<b>62,629,756.32</b>
02101	052102700800	0000000000000000	00000	50910899	21010101	Salary	105,015,650.50	531,593,317.80	62,629,756.32
<b>21020100 ALLOWANCES</b>							<b>25,881,577.42</b>	<b>24,146,204.38</b>	<b>11,289,922.43</b>
02101	052102700800	0000000000000000	00000	50910899	21020103	Leave Grant	224,689.64	267,719.28	133,859.65
02101	052102700800	0000000000000000	00000	50910899	21020105	Rent	1,256,059.98	1,338,596.40	454,769.77
02101	052102700800	0000000000000000	00000	50910899	21020106	Transport	249,097.20	319,542.96	159,771.48
02101	052102700800	0000000000000000	00000	50910899	21020113	Hard Allowance	630,000.00	882,000.00	441,000.00
02101	052102700800	0000000000000000	00000	50910899	21020117	Rural Allowance	6,127,992.44	5,271,816.52	2,357,574.17
02101	052102700800	0000000000000000	00000	50910899	21020119	Uniform Allowance_21020119	720,001.44	760,100.52	798,000.00
02101	052102700800	0000000000000000	00000	50910899	21020121	Call Duty Allowance	4,546,538.08	3,880,934.76	1,422,200.38
02101	052102700800	0000000000000000	00000	50910899	21020151	Shifting	2,740,144.73	2,865,112.96	1,432,556.49
02101	052102700800	0000000000000000	00000	50910899	21020187	Sanitation Expenses	120,000.00	380,000.00	0.00
02101	052102700800	0000000000000000	00000	50910899	21020147	Shift Allowance	7,328,497.11	6,132,201.54	3,066,100.77
02101	052102700800	0000000000000000	00000	50910899	21020115	Hazard Allowance	1,848,000.00	1,932,000.00	966,000.00
02101	052102700800	0000000000000000	00000	50910899	21020104	Meal Subsidy_21020104	56,589.00	72,605.40	36,302.70
02101	052102700800	0000000000000000	00000	50910899	21020107	Utility	33,967.80	43,574.04	21,787.02
<b>OVERHEAD COST</b>							<b>6,085,468.51</b>	<b>6,653,834.06</b>	<b>723,420.00</b>
<b>22020100 TRAVEL AND TRANSPORT - GENERAL</b>							<b>636,209.68</b>	<b>633,149.68</b>	<b>184,580.00</b>
02101	052102700800	0000000000000000	00000	50910899	22020101	Local Travel and Transport	636,209.68	633,149.68	184,580.00
<b>22020200 UTILITIES - GENERAL</b>							<b>772,551.00</b>	<b>772,551.00</b>	<b>0.00</b>
02101	052102700800	0000000000000000	00000	50910899	22020201	Electricity Charges	353,250.00	353,250.00	0.00
02101	052102700800	0000000000000000	00000	50910899	22020202	Telephone Charges	168,000.00	168,000.00	0.00
02101	052102700800	0000000000000000	00000	50910899	22020212	Mails, Courier, Diplomatic Mail	167,535.00	167,535.00	0.00
02101	052102700800	0000000000000000	00000	50910899	22020211	Other Utility	83,766.00	83,766.00	0.00
<b>22020300 MATERIALS AND SUPPLIES - GENERAL</b>							<b>2,663,785.38</b>	<b>2,010,165.38</b>	<b>133,340.00</b>





# CROSS RIVER STATE CHART OF ACCOUNT 2020

## SOCIAL

### 052102700800 SJHIEA ST. JOSEPH HOSPITAL, IKOT ENE AKPABUYO

Fund	Administrative	Programme	Functic	Geo	Economic	Description	Approved Budget 2020	Approved Provision 2019	Actual Rev./Exp. Jan -Aug 2019
02101	052102700800	0000000000000000	00000	50910899	22020315	Office Material And Supplies	1,631,605.38	1,631,605.38	123,340.00
02101	052102700800	0000000000000000	00000	50910899	22020305	Printing Of Non Security Documents	140,000.00	140,000.00	10,000.00
02101	052102700800	0000000000000000	00000	50910899	22020319	Reagent And Dressing	853,620.00	200,000.00	0.00
02101	052102700800	0000000000000000	00000	50910899	22020302	Books_22020302	1,000.00	1,000.00	0.00
02101	052102700800	0000000000000000	00000	50910899	22020314	Other Material and Supplies	37,560.00	37,560.00	0.00
					<b>22020400</b>	<b>MAINTENANCE SERVICES - GENERAL</b>	<b>1,170,842.36</b>	<b>2,495,887.92</b>	<b>395,500.00</b>
02101	052102700800	0000000000000000	00000	50910899	22020403	Maintenance Of Office Building / Residential Qtrs	184,936.20	490,389.00	0.00
02101	052102700800	0000000000000000	00000	50910899	22020402	Maintenance Of Office Furniture	124,000.00	124,000.00	0.00
02101	052102700800	0000000000000000	00000	50910899	22020405	Maintenance Of Plants/Generators	82,584.00	1,177,107.00	242,500.00
02101	052102700800	0000000000000000	00000	50910899	22020418	Maintenance Of Residential Building	394,936.40	320,006.16	0.00
02101	052102700800	0000000000000000	00000	50910899	22020420	Maintenance -Others Infrastructure (diesel)	241,173.00	241,173.00	28,000.00
02101	052102700800	0000000000000000	00000	50910899	22020401	Maintenance Of Motor Vehicle/Transport Equipment	143,212.76	143,212.76	125,000.00
					<b>22020900</b>	<b>FINANCIAL CHARGES - GENERAL</b>	<b>370,999.69</b>	<b>270,999.68</b>	<b>0.00</b>
02101	052102700800	0000000000000000	00000	50910899	22020910	Other Financial Expenses	120,000.00	20,000.00	0.00
02101	052102700800	0000000000000000	00000	50910899	22020901	Bank Charges (Other Than Interest)	250,999.69	250,999.68	0.00
					<b>22021000</b>	<b>MISCELLANEOUS EXPENSES GENERAL</b>	<b>471,080.40</b>	<b>471,080.40</b>	<b>10,000.00</b>
02101	052102700800	0000000000000000	00000	50910899	22021047	Servicom	102,000.00	102,000.00	0.00
02101	052102700800	0000000000000000	00000	50910899	22021057	Entertainment at Meetings	249,080.40	249,080.40	10,000.00
02101	052102700800	0000000000000000	00000	50910899	22021048	Burial	120,000.00	120,000.00	0.00
						<b>CAPITAL EXPENDITURE</b>	<b>11,652,546.93</b>	<b>11,652,546.93</b>	
03101	052102700800	099000000013503	#####	50910309	23030105	Patient outreach Services & Programme	274,625.00	274,625.00	
03101	052102700800	099000000013502	#####	50910309	23030105	Purchase and Installation of Desktop and Laptop Computers, with accessories	274,625.00	274,625.00	
03101	052102700800	099000000013507	#####	50910309	23030105	Expansion of Laboratory	1,089,500.00	1,089,500.00	
03101	052102700800	099000000013501	#####	50910309	23030105	Purchase of Hospital Equipments	2,873,546.93	2,873,546.93	
03101	052102700800	099000000013504	#####	50910309	23030105	Renovation of Wards Offices and Staff Quarters	5,492,500.00	5,492,500.00	
03101	052102700800	099000000013506	#####	50910309	23030105	Erosion Control	1,373,125.00	1,373,125.00	
03101	052102700800	099000000013505	#####	50910309	23030105	Project Consultancy Fee and Monitoring and Evaluation including resident Due Process activities	274,625.00	274,625.00	

30-2-2020



**CROSS RIVER STATE CHART OF ACCOUNT 2020**

**SOCIAL**

**052102700800 SJHIEA ST. JOSEPH HOSPITAL, IKOT ENE AKPABUYO**

<u>Fund</u>	<u>Administrative</u>	<u>Programme</u>	<u>Func</u>	<u>Geo</u>	<u>Economic</u>	<u>Description</u>	<u>Approved Budget 2020</u>	<u>Approved Provision 2019</u>	<u>Actual Rev./Exp.</u> <u>Jan -Aug 2019</u>
<b>SUMMARY</b>									
						<b>Recurrent Revenue</b>	2,365,000.00	2,365,000.00	1,059,100.00
						<b>Capital Receipts</b>		0.00	0.00
						<b>TOTAL</b>	<b>2,365,000.00</b>	<b>2,365,000.00</b>	<b>1,059,100.00</b>
						<b>Personnel Cost</b>	130,897,227.92	555,739,522.18	73,919,678.75
						<b>Overhead Cost</b>	6,085,468.51	6,653,834.06	723,420.00
						<b>Consolidated Revenue Charges</b>			0.00
						<b>SUB-TOTAL</b>	136,982,696.43	562,393,356.24	74,643,098.75
						<b>Capital Expenditure</b>	11,652,546.93	11,652,546.93	
						<b>TOTAL</b>	<b>148,635,243.36</b>	<b>574,045,903.17</b>	<b>74,643,098.75</b>

30-2-2020





# CROSS RIVER STATE CHART OF ACCOUNT 2020

## SOCIAL

### 052102700900 CHO COTTAGE HOSPITAL, OBAN

Fund	Administrative	Programme	Functic	Geo	Economic	Description	Approved Budget 2020	Approved Provision 2019	Actual Rev./Exp. Jan -Aug 2019
<b>RECURRENT REVENUE</b>							<b>2,438,397.78</b>	<b>2,438,397.78</b>	<b>0.00</b>
<b>12020400 FEES - GENERAL</b>							<b>573,901.71</b>	<b>573,901.71</b>	<b>0.00</b>
02101	052102700900	0000000000000000	00000	50910899	12020441	Laboratory Fees	456,027.43	456,027.43	0.00
02101	052102700900	0000000000000000	00000	50910899	12020478	Maternity Fees	117,874.28	117,874.28	0.00
<b>12020700 EARNINGS -GENERAL</b>							<b>105,576.95</b>	<b>105,576.95</b>	<b>0.00</b>
02101	052102700900	0000000000000000	00000	50910899	12020793	Proceeds From Medical Records	105,576.95	105,576.95	0.00
<b>12022000 FEES - GENERAL (CONT.)</b>							<b>1,758,919.12</b>	<b>1,758,919.12</b>	<b>0.00</b>
02101	052102700900	0000000000000000	00000	50910899	12022252	Maternity	117,874.28	117,874.28	0.00
02101	052102700900	0000000000000000	00000	50910899	12022250	Fixed Card Fee	307,501.14	307,501.14	0.00
02101	052102700900	0000000000000000	00000	50910899	12022265	Hospitality_12022265	1,333,543.70	1,333,543.70	0.00
<b>PERSONNEL COST</b>							<b>22,133,292.00</b>	<b>22,133,292.00</b>	<b>0.00</b>
<b>21010100 SALARIES AND WAGES</b>							<b>3,549,066.96</b>	<b>3,549,066.96</b>	<b>0.00</b>
02101	052102700900	0000000000000000	00000	50910899	21010101	Salary	3,549,066.96	3,549,066.96	0.00
<b>21020100 ALLOWANCES</b>							<b>18,584,225.04</b>	<b>18,584,225.04</b>	<b>0.00</b>
02101	052102700900	0000000000000000	00000	50910899	21020101	Non Regular Allowances	266,670.00	266,670.00	0.00
02101	052102700900	0000000000000000	00000	50910899	21020187	Sanitation Expenses	4,896.00	4,896.00	0.00
02101	052102700900	0000000000000000	00000	50910899	21020106	Transport	3,984,068.00	3,984,068.00	0.00
02101	052102700900	0000000000000000	00000	50910899	21020103	Leave Grant	4,694,344.00	4,694,344.00	0.00
02101	052102700900	0000000000000000	00000	50910899	21020104	Meal Subsidy_21020104	2,094,843.04	2,094,843.04	0.00
02101	052102700900	0000000000000000	00000	50910899	21020105	Rent	6,056,332.00	6,056,332.00	0.00
02101	052102700900	0000000000000000	00000	50910899	21020107	Utility	1,483,072.00	1,483,072.00	0.00
<b>OVERHEAD COST</b>							<b>184,212.00</b>	<b>184,212.00</b>	<b>0.00</b>
<b>22020100 TRAVEL AND TRANSPORT - GENERAL</b>							<b>18,156.00</b>	<b>18,156.00</b>	<b>0.00</b>
02101	052102700900	0000000000000000	00000	50910899	22020101	Local Travel and Transport	18,156.00	18,156.00	0.00
<b>22020300 MATERIALS AND SUPPLIES - GENERAL</b>							<b>51,060.00</b>	<b>51,060.00</b>	<b>0.00</b>
02101	052102700900	0000000000000000	00000	50910899	22020315	Office Material And Supplies	51,060.00	51,060.00	0.00
<b>22020400 MAINTENANCE SERVICES - GENERAL</b>							<b>99,900.00</b>	<b>99,900.00</b>	<b>0.00</b>
02101	052102700900	0000000000000000	00000	50910899	22020401	Maintenance Of Motor Vehicle/Transport Equipment	99,900.00	99,900.00	0.00
<b>22021000 MISCELLANEOUS EXPENSES GENERAL</b>							<b>15,096.00</b>	<b>15,096.00</b>	<b>0.00</b>
02101	052102700900	0000000000000000	00000	50910899	22021057	Entertainment at Meetings	15,096.00	15,096.00	0.00

30-2-2020



**CROSS RIVER STATE CHART OF ACCOUNT 2020**

**SOCIAL**

**052102700900 CHO COTTAGE HOSPITAL, OBAN**

<u>Fund</u>	<u>Administrative</u>	<u>Programme</u>	<u>Funcic</u>	<u>Geo</u>	<u>Economic</u>	<u>Description</u>	<u>Approved Budget 2020</u>	<u>Approved Provision 2019</u>	<u>Actual Rev./Exp.</u> <u>Jan -Aug 2019</u>
<b>SUMMARY</b>									
						<b>Recurrent Revenue</b>	2,438,397.78	2,438,397.78	0.00
						<b>Capital Receipts</b>		0.00	0.00
						<b>TOTAL</b>	<b>2,438,397.78</b>	<b>2,438,397.78</b>	<b>0.00</b>
						<b>Personnel Cost</b>	22,133,292.00	22,133,292.00	0.00
						<b>Overhead Cost</b>	184,212.00	184,212.00	0.00
						<b>Consolidated Revenue Charges</b>			0.00
						<b>SUB-TOTAL</b>	22,317,504.00	22,317,504.00	0.00
						<b>Capital Expenditure</b>			
						<b>TOTAL</b>	<b>22,317,504.00</b>	<b>22,317,504.00</b>	<b>0.00</b>

30-2-2020




**CROSS RIVER STATE CHART OF ACCOUNT 2020**

**SOCIAL**

**052102701000 CHAC COTTAGE HOSPITAL, AKPET CENTRAL**

Fund	Administrative	Programme	Func	Geo	Economic	Description	Approved Budget 2020	Approved Provision 2019	Actual Rev./Exp. Jan -Aug 2019
<b>RECURRENT REVENUE</b>							<b>8,477,291.00</b>	<b>8,477,291.00</b>	<b>443,300.00</b>
<b>12020400 FEES - GENERAL</b>							<b>1,106,374.00</b>	<b>1,106,374.00</b>	<b>199,700.00</b>
02101	052102701000	0000000000000000	00000	50910899	12020441	Laboratory Fees	867,684.00	867,684.00	109,900.00
02101	052102701000	0000000000000000	00000	50910899	12020478	Maternity Fees	238,690.00	238,690.00	89,800.00
<b>12020500 FINES - GENERAL</b>							<b>876,523.00</b>	<b>876,523.00</b>	<b>152,100.00</b>
02101	052102701000	0000000000000000	00000	50910899	12020513	Hospital Fees/ Health Facilities	876,523.00	876,523.00	152,100.00
<b>12020700 EARNINGS -GENERAL</b>							<b>175,263.00</b>	<b>175,263.00</b>	<b>0.00</b>
02101	052102701000	0000000000000000	00000	50910899	12020724	Earnings From Ambulance Services	175,263.00	175,263.00	0.00
<b>12022000 FEES - GENERAL (CONT.)</b>							<b>1,019,131.00</b>	<b>1,019,131.00</b>	<b>91,500.00</b>
02101	052102701000	0000000000000000	00000	50910899	12022253	Mortuary Fee	276,716.00	276,716.00	0.00
02101	052102701000	0000000000000000	00000	50910899	12022284	Medical Records	90,000.00	90,000.00	0.00
02101	052102701000	0000000000000000	00000	50910899	12022286	Fixed fee Ticket	462,415.00	462,415.00	91,500.00
02101	052102701000	0000000000000000	00000	50910899	12022287	X-Ray Fees	100,000.00	100,000.00	0.00
02101	052102701000	0000000000000000	00000	50910899	12022301	Medical Report Fee	90,000.00	90,000.00	0.00
<b>14070100 EXTRAORDINARY ITEMS_14070100</b>							<b>5,300,000.00</b>	<b>5,300,000.00</b>	<b>0.00</b>
02101	052102701000	0000000000000000	00000	50910899	14070109	Reimbursements From Other Mda	5,300,000.00	5,300,000.00	0.00
<b>PERSONNEL COST</b>							<b>77,033,568.14</b>	<b>76,470,782.00</b>	<b>46,815,547.66</b>
<b>21010100 SALARIES AND WAGES</b>							<b>67,905,362.24</b>	<b>61,763,842.00</b>	<b>38,112,778.74</b>
02101	052102701000	0000000000000000	00000	50910899	21010101	Salary	67,905,362.24	61,763,842.00	38,112,778.74
<b>21020100 ALLOWANCES</b>							<b>9,128,205.90</b>	<b>14,706,940.00</b>	<b>8,702,768.92</b>
02101	052102701000	0000000000000000	00000	50910899	21020107	Utility	35,605.80	51,220.00	25,610.00
02101	052102701000	0000000000000000	00000	50910899	21020106	Transport	234,762.00	375,620.00	187,810.00
02101	052102701000	0000000000000000	00000	50910899	21020105	Rent	1,139,861.40	1,313,857.00	656,928.00
02101	052102701000	0000000000000000	00000	50910899	21020104	Meal Subsidy_21020104	35,355.00	64,868.00	32,434.00
02101	052102701000	0000000000000000	00000	50910899	21020101	Non Regular Allowances	7,322,014.24	12,638,604.00	7,668,601.92
02101	052102701000	0000000000000000	00000	50910899	21020103	Leave Grant	360,607.46	262,771.00	131,385.00
<b>OVERHEAD COST</b>							<b>5,909,542.50</b>	<b>4,034,304.50</b>	<b>0.00</b>
<b>22020100 TRAVEL AND TRANSPORT - GENERAL</b>							<b>961,834.00</b>	<b>1,162,734.00</b>	<b>0.00</b>
02101	052102701000	0000000000000000	00000	50910899	22020101	Local Travel and Transport	961,834.00	1,162,734.00	0.00
<b>22020200 UTILITIES - GENERAL</b>							<b>210,237.00</b>	<b>668,469.00</b>	<b>0.00</b>
02101	052102701000	0000000000000000	00000	50910899	22020201	Electricity Charges	210,237.00	668,469.00	0.00
<b>22020300 MATERIALS AND SUPPLIES - GENERAL</b>							<b>2,967,920.50</b>	<b>1,021,475.00</b>	<b>0.00</b>
02101	052102701000	0000000000000000	00000	50910899	22020314	Other Material and Supplies	121,617.00	100,000.00	0.00
02101	052102701000	0000000000000000	00000	50910899	22020315	Office Material And Supplies	1,926,703.50	601,875.00	0.00
02101	052102701000	0000000000000000	00000	50910899	22020319	Reagent And Dressing	919,600.00	319,600.00	0.00
<b>22020400 MAINTENANCE SERVICES - GENERAL</b>							<b>1,024,016.00</b>	<b>703,896.00</b>	<b>0.00</b>
02101	052102701000	0000000000000000	00000	50910899	22020401	Maintenance Of Motor Vehicle/Transport Equipment	876,388.00	556,268.00	0.00
02101	052102701000	0000000000000000	00000	50910899	22020402	Maintenance Of Office Furniture	83,776.00	83,776.00	0.00
02101	052102701000	0000000000000000	00000	50910899	22020405	Maintenance Of Plants/Generators	63,852.00	63,852.00	0.00





# CROSS RIVER STATE CHART OF ACCOUNT 2020

## SOCIAL

### 052102701000 CHAC COTTAGE HOSPITAL, AKPET CENTRAL

Fund	Administrative	Programme	Functic	Geo	Economic	Description	Approved Budget 2020	Approved Provision 2019	Actual Rev./Exp. Jan -Aug 2019
<b>22021000 MISCELLANEOUS EXPENSES GENERAL</b>							<b>745,535.00</b>	<b>477,730.50</b>	<b>0.00</b>
02101	052102701000	0000000000000000	00000	50910899	22021057	Entertainment at Meetings	745,535.00	477,730.50	0.00
<b>CAPITAL EXPENDITURE</b>							<b>41,475,000.00</b>	<b>26,400,000.00</b>	
03101	052102701000	099000000013806		50910604	23010139	Due Process Activities/Monitoring & Evaluation			
03101	052102701000	099000000013805	70721	50910604	23010122	Purchase of Ultra-Sound Machine	1,200,000.00	2,500,000.00	
03101	052102701000	099000000013804	70722	50910604	23010122	Purchase of Theatre Equipment	2,300,000.00	2,300,000.00	
03101	052102701000	099000000013803	70721	50910604	23010122	Mortuary and Equipment	1,500,000.00	1,500,000.00	
03101	052102701000	099000000013802		50910604	23010122	Procurement/Replacement of Mattresses			
03101	052102701000	099000000013801	70731	50910604	23030105	Extension of Admission Wards	2,000,000.00	2,000,000.00	
03101	052102701000	099000000013809	70133	50910604	23010122	Projects Supervision & Consultancy		2,500,000.00	
03101	052102701000	099000000013810	71081	50910604	23020106	Construction of gatehouse/frontage peremeter fencing	2,000,000.00	2,000,000.00	
03101	052102701000	099000000013811	70731	50910604	23030105	Restructing and Renovation of Building		2,000,000.00	
03101	052102701000	099000000013812	70722	50910604	23010122	Purchase of 2 Nos. X-Ray Machines	2,500,000.00	2,500,000.00	
03101	052102701000	099000000013813	70721	50910604	23010122	Procurement of Medical Equipment/Beds/Mattresses//Consumables	75,000.00	2,700,000.00	
03101	052102701000	099000000013814	70451	50910604	23010105	Purchase of No. 1 Toyota Hilux 4x4	12,000,000.00	2,500,000.00	
03101	052102701000	099000000013815	70431	50910604	23010105	Purchase of ambulance	14,000,000.00		
03101	052102701000	099000000013807	70731	50910604	23010139	Procurement of office Equipments and Furnishings	2,200,000.00	2,200,000.00	
03101	052102701000	099000000013808	70731	50910604	23020106	Lead Lining of 2 Rooms	1,700,000.00	1,700,000.00	

#### SUMMARY

<b>Recurrent Revenue</b>	8,477,291.00	8,477,291.00	443,300.00
<b>Capital Receipts</b>		0.00	0.00
<b>TOTAL</b>	<b>8,477,291.00</b>	<b>8,477,291.00</b>	<b>443,300.00</b>
<b>Personnel Cost</b>	77,033,568.14	76,470,782.00	46,815,547.66
<b>Overhead Cost</b>	5,909,542.50	4,034,304.50	0.00
<b>Consolidated Revenue Charges</b>			0.00
<b>SUB-TOTAL</b>	82,943,110.64	80,505,086.50	46,815,547.66
<b>Capital Expenditure</b>	41,475,000.00	26,400,000.00	
<b>TOTAL</b>	<b>124,418,110.64</b>	<b>106,905,086.50</b>	<b>46,815,547.66</b>






# CROSS RIVER STATE CHART OF ACCOUNT 2020

## SOCIAL

### 052102701100 EMJHI EJA-MEMORIAL JOINT HOSPITAL, ITIGIDI

Fund	Administrative	Programme	Func	Geo	Economic	Description	Approved Budget 2020	Approved Provision 2019	Actual Rev./Exp. Jan -Aug 2019
<b>RECURRENT REVENUE</b>							<b>7,922,855.00</b>	<b>6,272,855.00</b>	<b>4,209,110.00</b>
<b>12020400 FEES - GENERAL</b>							<b>2,000,000.00</b>	<b>1,000,000.00</b>	<b>1,530,350.00</b>
02101	052102701100	0000000000000000	00000	50910899	12020441	Laboratory Fees	2,000,000.00	1,000,000.00	1,530,350.00
<b>12020600 SALES - GENERAL</b>							<b>50,000.00</b>	<b>0.00</b>	<b>17,220.00</b>
02101	052102701100	0000000000000000	00000	50910899	12020612	Proceeds From Sales Of Drugs And Medications	50,000.00	0.00	17,220.00
<b>12020700 EARNINGS -GENERAL</b>							<b>1,368,307.00</b>	<b>1,368,307.00</b>	<b>0.00</b>
02101	052102701100	0000000000000000	00000	50910899	12020776	Free Medical Treatment	1,368,307.00	1,368,307.00	0.00
<b>12022000 FEES - GENERAL (CONT.)</b>							<b>4,504,548.00</b>	<b>3,904,548.00</b>	<b>2,661,540.00</b>
02101	052102701100	0000000000000000	00000	50910899	12022310	Service Charge Fee	678,853.00	678,853.00	161,430.00
02101	052102701100	0000000000000000	00000	50910899	12022311	Operation Fee	1,373,632.00	1,373,632.00	1,077,550.00
02101	052102701100	0000000000000000	00000	50910899	12022253	Mortuary Fee	421,368.00	421,368.00	0.00
02101	052102701100	0000000000000000	00000	50910899	12022308	Bed Fee	886,421.00	886,421.00	448,660.00
02101	052102701100	0000000000000000	00000	50910899	12022239	Insurance Scheme	600,000.00	0.00	682,500.00
02101	052102701100	0000000000000000	00000	50910899	12022250	Fixed Card Fee	544,274.00	544,274.00	291,400.00
<b>PERSONNEL COST</b>							<b>140,171,280.00</b>	<b>141,107,440.00</b>	<b>67,000.00</b>
<b>21010100 SALARIES AND WAGES</b>							<b>109,658,909.25</b>	<b>107,981,166.00</b>	<b>0.00</b>
02101	052102701100	0000000000000000	00000	50910899	21010101	Salary	109,658,909.25	107,981,166.00	0.00
<b>21020100 ALLOWANCES</b>							<b>30,512,370.75</b>	<b>33,126,274.00</b>	<b>67,000.00</b>
02101	052102701100	0000000000000000	00000	50910899	21020106	Transport	377,230.00	478,302.00	0.00
02101	052102701100	0000000000000000	00000	50910899	21020151	Shifting	7,945,667.83	8,804,058.00	0.00
02101	052102701100	0000000000000000	00000	50910899	21020117	Rural Allowance	7,834,874.25	9,267,311.00	0.00
02101	052102701100	0000000000000000	00000	50910899	21020115	Hazard Allowance	2,502,500.00	3,669,580.00	0.00
02101	052102701100	0000000000000000	00000	50910899	21020107	Utility	51,440.00	65,223.00	0.00
02101	052102701100	0000000000000000	00000	50910899	21020121	Call Duty Allowance	7,892,492.00	5,884,044.00	0.00
02101	052102701100	0000000000000000	00000	50910899	21020105	Rent	1,673,972.00	2,164,209.00	0.00
02101	052102701100	0000000000000000	00000	50910899	21020104	Meal Subsidy_21020104	85,734.00	108,705.00	0.00
02101	052102701100	0000000000000000	00000	50910899	21020103	Leave Grant	334,794.00	432,842.00	0.00
02101	052102701100	0000000000000000	00000	50910899	21020119	Uniform Allowance_21020119	0.00	80,000.00	0.00
02101	052102701100	0000000000000000	00000	50910899	21020132	Uniform Allowance_21020132	811,666.67	1,080,000.00	0.00
02101	052102701100	0000000000000000	00000	50910899	21020136	Non Pay Roll Allowance	1,002,000.00	1,092,000.00	67,000.00
<b>OVERHEAD COST</b>							<b>5,003,127.00</b>	<b>4,357,088.00</b>	<b>149,000.00</b>
<b>22020100 TRAVEL AND TRANSPORT - GENERAL</b>							<b>1,072,513.00</b>	<b>1,140,013.00</b>	<b>0.00</b>
02101	052102701100	0000000000000000	00000	50910899	22020102	Local Travel and Transport	1,072,513.00	1,140,013.00	0.00
<b>22020200 UTILITIES - GENERAL</b>							<b>620,000.00</b>	<b>70,000.00</b>	<b>0.00</b>
02101	052102701100	0000000000000000	00000	50910899	22020206	Sewage Charges	300,000.00	50,000.00	0.00
02101	052102701100	0000000000000000	00000	50910899	22020212	Mails, Courier, Diplomatic Mail	320,000.00	20,000.00	0.00
<b>22020300 MATERIALS AND SUPPLIES - GENERAL</b>							<b>734,782.00</b>	<b>613,838.00</b>	<b>72,000.00</b>
02101	052102701100	0000000000000000	00000	50910899	22020315	Office Material And Supplies	236,206.00	203,262.00	22,000.00
02101	052102701100	0000000000000000	00000	50910899	22020305	Printing Of Non Security Documents	125,788.00	127,788.00	0.00





# CROSS RIVER STATE CHART OF ACCOUNT 2020

## SOCIAL

### 052102701100 EMJHI EJA-MEMORIAL JOINT HOSPITAL, ITIGIDI

Fund	Administrative	Programme	Functic	Geo	Economic	Description	Approved Budget 2020	Approved Provision 2019	Actual Rev./Exp. Jan -Aug 2019
02101	052102701100	0000000000000000	00000	50910899	22020319	Reagent And Dressing	172,788.00	202,788.00	50,000.00
02101	052102701100	0000000000000000	00000	50910899	22020316	Computer Materials And Supplies_22020316	200,000.00	80,000.00	0.00
					<b>22020400</b>	<b>MAINTENANCE SERVICES - GENERAL</b>	<b>2,452,188.00</b>	<b>2,452,188.00</b>	<b>0.00</b>
02101	052102701100	0000000000000000	00000	50910899	22020402	Maintenance Of Office Furniture	761,928.00	761,928.00	0.00
02101	052102701100	0000000000000000	00000	50910899	22020405	Maintenance Of Plants/Generators	1,045,260.00	1,045,260.00	0.00
02101	052102701100	0000000000000000	00000	50910899	22020401	Maintenance Of Motor Vehicle/Transport Equipment	645,000.00	645,000.00	0.00
					<b>22020900</b>	<b>FINANCIAL CHARGES - GENERAL</b>	<b>53,244.00</b>	<b>10,649.00</b>	<b>0.00</b>
02101	052102701100	0000000000000000	00000	50910899	22020901	Bank Charges (Other Than Interest)	53,244.00	10,649.00	0.00
					<b>22021000</b>	<b>MISCELLANEOUS EXPENSES GENERAL</b>	<b>70,400.00</b>	<b>70,400.00</b>	<b>77,000.00</b>
02101	052102701100	0000000000000000	00000	50910899	22021057	Entertainment at Meetings	70,400.00	70,400.00	77,000.00
						<b>CAPITAL EXPENDITURE</b>	<b>108,080,000.00</b>	<b>48,580,000.00</b>	
03101	052102701100	099000000014209	70731	50920109	23030105	Renovation of Essentail Staff Quarter	3,500,000.00	3,500,000.00	
03101	052102701100	099000000014206	70722	50920109	23030105	Renovation of Theatre/Emergency Ward	3,000,000.00	3,000,000.00	
03101	052102701100	099000000014216	70551	50920109	32010209	Rehabilitation of Sewage System	1,500,000.00	1,500,000.00	
03101	052102701100	099000000014201	70631	50920109	23030105	Rehabilitation of the Hospital			
03101	052102701100	099000000014202	70721	50920109	23010122	Purchase of 1No. Ambulance for the Hospital	50,000,000.00	2,000,000.00	
03101	052102701100	099000000014203	70721	50920109	23010122	Purchase of Medical Equipment	15,000,000.00	10,000,000.00	
03101	052102701100	099000000014208	70731	50920109	23030113	Construction of walk way round the wards and renovation of existing ones to modern standard	2,500,000.00	2,500,000.00	
03101	052102701100	099000000014207	70731	50920109	23020106	Completion of the Pharmacy Store	10,000,000.00	8,000,000.00	
03101	052102701100	099000000014210	71081	50920109	23020106	Rehabilitation of Old Fence Wall, Security Gate and House	3,000,000.00	3,000,000.00	
03101	052102701100	099000000014211	70133	50920109	23010122	Project Consultancy and Due Process Activity including Monitoring and Evaluation	1,080,000.00	1,080,000.00	
03101	052102701100	099000000014212	70631	50920109	32010208	Reticulation of Water to Wards and Staff Quarters	5,500,000.00	2,500,000.00	
03101	052102701100	099000000014213	70732	50920109	23020106	Renovation of Hospital Mortuary	1,500,000.00	1,500,000.00	
03101	052102701100	099000000014214	70721	50920109	23030106	Renovation of Children Ward	1,500,000.00	1,500,000.00	
03101	052102701100	099000000014215	70731	50920109	32010313	Purchase of Nos.2 Lawn Mowers	3,000,000.00	1,500,000.00	
03101	052102701100	099000000014204	70721	50920109	23030105	Renovation of Male and Female Ward	3,500,000.00	3,500,000.00	
03101	052102701100	099000000014205	70731	50920109	23030101	Renovation of Corper's Lodge	3,500,000.00	3,500,000.00	

30-2-2020



**CROSS RIVER STATE CHART OF ACCOUNT 2020**

**SOCIAL**

**052102701100 EMJHI EJA-MEMORIAL JOINT HOSPITAL, ITIGIDI**

<u>Fund</u>	<u>Administrative</u>	<u>Programme</u>	<u>Func</u>	<u>Geo</u>	<u>Economic</u>	<u>Description</u>	<u>Approved Budget 2020</u>	<u>Approved Provision 2019</u>	<u>Actual Rev./Exp.</u> <u>Jan -Aug 2019</u>
<b>SUMMARY</b>									
						<b>Recurrent Revenue</b>	7,922,855.00	6,272,855.00	4,209,110.00
						<b>Capital Receipts</b>		0.00	0.00
						<b>TOTAL</b>	<b>7,922,855.00</b>	<b>6,272,855.00</b>	<b>4,209,110.00</b>
						<b>Personnel Cost</b>	140,171,280.00	141,107,440.00	67,000.00
						<b>Overhead Cost</b>	5,003,127.00	4,357,088.00	149,000.00
						<b>Consolidated Revenue Charges</b>			0.00
						SUB-TOTAL	145,174,407.00	145,464,528.00	216,000.00
						<b>Capital Expenditure</b>	108,080,000.00	48,580,000.00	
						<b>TOTAL</b>	<b>253,254,407.00</b>	<b>194,044,528.00</b>	<b>216,000.00</b>

30-2-2020





# CROSS RIVER STATE CHART OF ACCOUNT 2020

## SOCIAL

### 052102701200 LHY LUTHERAN HOSPITAL, YAHE

Fund	Administrative	Programme	Func	Geo	Economic	Description	Approved Budget 2020	Approved Provision 2019	Actual Rev./Exp. Jan -Aug 2019
<b>RECURRENT REVENUE</b>							<b>61,451,215.00</b>	<b>30,728,105.00</b>	<b>47,776,175.00</b>
<b>12020400 FEES - GENERAL</b>							<b>7,000,014.00</b>	<b>3,501,006.00</b>	<b>8,155,380.00</b>
02101	052102701200	0000000000000000	00000	50910899	12020402	Government Fees For Estate Oaths	3,455,565.00	1,728,282.00	4,073,990.00
02101	052102701200	0000000000000000	00000	50910899	12020425	Disinfection Of Produce Fees	44,442.00	22,221.00	3,700.00
02101	052102701200	0000000000000000	00000	50910899	12020444	Burial Fees	3,500,007.00	1,750,503.00	4,077,690.00
<b>12020600 SALES - GENERAL</b>							<b>2,793,744.00</b>	<b>1,396,872.00</b>	<b>1,394,050.00</b>
02101	052102701200	0000000000000000	00000	50910899	12020657	Water Quality Analysis	1,049,280.00	524,640.00	814,650.00
02101	052102701200	0000000000000000	00000	50910899	12020660	Rev. From Library User*S Permit	1,580,304.00	790,152.00	579,400.00
02101	052102701200	0000000000000000	00000	50910899	12020694	Certification Fee	164,160.00	82,080.00	0.00
<b>12020700 EARNINGS -GENERAL</b>							<b>14,786,728.00</b>	<b>7,393,364.00</b>	<b>9,561,040.00</b>
02101	052102701200	0000000000000000	00000	50910899	12020797	Earnings From Mortuary Services	5,996,492.00	2,998,246.00	4,083,495.00
02101	052102701200	0000000000000000	00000	50910899	12020756	Earnings From Vocational Hair Dressing Saloon	5,996,492.00	2,998,246.00	4,083,495.00
02101	052102701200	0000000000000000	00000	50910899	12020743	Earnings From Expression Of Interest	2,793,744.00	1,396,872.00	1,394,050.00
<b>12023000 SALES GENERAL (CONT.)</b>							<b>36,870,729.00</b>	<b>18,436,863.00</b>	<b>28,665,705.00</b>
02101	052102701200	0000000000000000	00000	50910899	12023146	Sales of Programme	12,290,243.00	6,145,621.00	9,555,235.00
02101	052102701200	0000000000000000	00000	50910899	12023112	Sales of Badges / Emblems	12,290,243.00	6,145,621.00	9,555,235.00
02101	052102701200	0000000000000000	00000	50910899	12023147	Social Diaries and Seasonal Greetings	12,290,243.00	6,145,621.00	9,555,235.00
<b>PERSONNEL COST</b>							<b>141,447,601.33</b>	<b>149,335,219.00</b>	<b>0.00</b>
<b>21010100 SALARIES AND WAGES</b>							<b>97,354,092.22</b>	<b>109,886,780.00</b>	<b>0.00</b>
02101	052102701200	0000000000000000	00000	50910899	21010105	Provision For Promotion	48,677,046.11	54,943,390.00	0.00
02101	052102701200	0000000000000000	00000	50910899	21010106	Provision For Salary Increment	48,677,046.11	54,943,390.00	0.00
<b>21020100 ALLOWANCES</b>							<b>28,959,260.30</b>	<b>26,216,868.00</b>	<b>0.00</b>
02101	052102701200	0000000000000000	00000	50910899	21020104	Meal Subsidy_21020104	214,869.80	24,373.00	0.00
02101	052102701200	0000000000000000	00000	50910899	21020101	Non Regular Allowances	48,834.00	5,542.00	0.00
02101	052102701200	0000000000000000	00000	50910899	21020103	Leave Grant	818,539.79	97,233.00	0.00
02101	052102701200	0000000000000000	00000	50910899	21020189	Happy Hour of Enlarged EXCO	15,134,248.81	13,231,571.00	0.00
02101	052102701200	0000000000000000	00000	50910899	21020149	Science Teacher Allowance	4,948,740.80	5,277,178.00	0.00
02101	052102701200	0000000000000000	00000	50910899	21020119	Uniform Allowance_21020119	2,259,824.00	2,051,896.00	0.00
02101	052102701200	0000000000000000	00000	50910899	21020117	Rural Allowance	317,860.83	0.00	0.00
02101	052102701200	0000000000000000	00000	50910899	21020115	Hazard Allowance	3,931,542.07	4,051,751.00	0.00
02101	052102701200	0000000000000000	00000	50910899	21020113	Hard Allowance	1,087,500.00	1,462,500.00	0.00
02101	052102701200	0000000000000000	00000	50910899	21020105	Rent	29,300.20	3,324.00	0.00
02101	052102701200	0000000000000000	00000	50910899	21020111	Vehicle Maintainance	168,000.00	11,500.00	0.00
<b>21020200 SOCIAL CONTRIBUTIONS</b>							<b>15,134,248.81</b>	<b>13,231,571.00</b>	<b>0.00</b>
02101	052102701200	0000000000000000	00000	50910899	21020208	Contribution to NGOS_21020208	15,134,248.81	13,231,571.00	0.00
<b>OVERHEAD COST</b>							<b>9,358,758.00</b>	<b>6,672,162.00</b>	<b>121,052,094.18</b>
<b>22020100 TRAVEL AND TRANSPORT - GENERAL</b>							<b>1,652,432.00</b>	<b>1,652,432.00</b>	<b>52,853,108.40</b>
02101	052102701200	0000000000000000	00000	50910899	22020108	Vehicle Hire	826,216.00	826,216.00	26,426,554.20
02101	052102701200	0000000000000000	00000	50910899	22020101	Local Travel and Transport	826,216.00	826,216.00	26,426,554.20

**CERTIFIED TRUE COPY**



**CROSS RIVER STATE CHART OF ACCOUNT 2020**

**SOCIAL**

**052102701200 LHY LUTHERAN HOSPITAL, YAHE**

Fund	Administrative	Programme	Func	Geo	Economic	Description	Approved Budget 2020	Approved Provision 2019	Actual Rev./Exp. Jan -Aug 2019
					<b>22020200</b>	<b>UTILITIES - GENERAL</b>	<b>99,487.00</b>	<b>99,487.00</b>	<b>0.00</b>
02101	052102701200	0000000000000000	00000	50910899	22020210	Software Charges/ Licence Renewal	36,224.00	36,224.00	0.00
02101	052102701200	0000000000000000	00000	50910899	22020215	48 Dial Up Modems	63,263.00	63,263.00	0.00
					<b>22020300</b>	<b>MATERIALS AND SUPPLIES - GENERAL</b>	<b>3,955,282.00</b>	<b>1,748,206.00</b>	<b>62,706,310.22</b>
02101	052102701200	0000000000000000	00000	50910899	22020314	Other Material and Supplies	290,807.00	290,807.00	30,452,385.11
02101	052102701200	0000000000000000	00000	50910899	22020313	Production Of Reports To Public Accounts Committee (Pac)	89,028.00	89,028.00	75,941.11
02101	052102701200	0000000000000000	00000	50910899	22020318	Printing Of Schools Record And Materials	1,597,806.00	494,268.00	824,828.89
02101	052102701200	0000000000000000	00000	50910899	22020320	Running Of Guest Houses	1,977,641.00	874,103.00	31,353,155.11
					<b>22020400</b>	<b>MAINTENANCE SERVICES - GENERAL</b>	<b>2,478,953.00</b>	<b>2,478,953.00</b>	<b>5,227,195.56</b>
02101	052102701200	0000000000000000	00000	50910899	22020420	Maintenance -Others Infrastructure (diesel)	1,818,556.00	1,818,556.00	3,040,472.78
02101	052102701200	0000000000000000	00000	50910899	22020414	Maintenance Of Computer And It Equipments	336,937.00	336,937.00	1,195,548.89
02101	052102701200	0000000000000000	00000	50910899	22020404	Maintenance Of Office / It Equipments	323,460.00	323,460.00	991,173.89
					<b>22020600</b>	<b>OTHER SERVICES - GENERAL</b>	<b>383,520.00</b>	<b>383,520.00</b>	<b>0.00</b>
02101	052102701200	0000000000000000	00000	50910899	22020679	Research, Monitoring and Evaluation	383,520.00	383,520.00	0.00
					<b>22021000</b>	<b>MISCELLANEOUS EXPENSES GENERAL</b>	<b>789,084.00</b>	<b>309,564.00</b>	<b>265,480.00</b>
02101	052102701200	0000000000000000	00000	50910899	22021047	Servicom	240,000.00	240.00	0.00
02101	052102701200	0000000000000000	00000	50910899	22021056	Other Entertainment Expenses	108,120.00	108,120.00	132,740.00
02101	052102701200	0000000000000000	00000	50910899	22021042	Recurrent Adjustment	46,422.00	46,422.00	0.00
02101	052102701200	0000000000000000	00000	50910899	22021060	Sensitization Awareness	394,542.00	154,782.00	132,740.00
						<b>CAPITAL EXPENDITURE</b>	<b>34,440,000.00</b>	<b>34,440,000.00</b>	
03101	052102701200	099000000014606	70731	50910899	23030101	Renovation of Corpers Lodge	2,990,000.00	2,990,000.00	
03101	052102701200	099000000014602	70731	50910899	23030113	Renovation of all the Ward Walkways	3,080,000.00	3,080,000.00	
03101	052102701200	099000000014604	70133	50910899	23010122	Due Process / Charges on Transaction	750,000.00	750,000.00	
03101	052102701200	099000000014605	70731	50910899	23030101	Renovation of Residence Doctors House	5,200,000.00	5,200,000.00	
03101	052102701200	099000000014603	#####	50910899	23020106	Construction of Hospital Administrative House	4,080,000.00	4,080,000.00	
03101	052102701200	099000000014608	70731	50910899	23030101	Construction of Staff Quarters for Nurses	6,500,000.00	6,500,000.00	
03101	052102701200	099000000014609	70731	50910899	23030101	Renovation of Treasurer's Quarter	3,925,000.00	3,925,000.00	
03101	052102701200	099000000014607	70732	50910899	23020106	Construction of Morden Mortuary	3,990,000.00	3,990,000.00	
03101	052102701200	099000000014601	70721	50910899	23010122	Ultrasound Machine (1 Unit)	3,925,000.00	3,925,000.00	

*30-2-2020*  
**CERTIFIED TRUE COPY**



# CROSS RIVER STATE CHART OF ACCOUNT 2020

## SOCIAL

### 052102701200 LHY LUTHERAN HOSPITAL, YAHE

<u>Fund</u>	<u>Administrative</u>	<u>Programme</u>	<u>Funcitc</u>	<u>Geo</u>	<u>Economic</u>	<u>Description</u>	<u>Approved Budget 2020</u>	<u>Approved Provision 2019</u>	<u>Actual Rev./Exp.</u> <u>Jan -Aug 2019</u>
<b>SUMMARY</b>									
						<b>Recurrent Revenue</b>	61,451,215.00	30,728,105.00	47,776,175.00
						<b>Capital Receipts</b>		0.00	0.00
						<b>TOTAL</b>	<b>61,451,215.00</b>	<b>30,728,105.00</b>	<b>47,776,175.00</b>
						<b>Personnel Cost</b>	141,447,601.33	149,335,219.00	0.00
						<b>Overhead Cost</b>	9,358,758.00	6,672,162.00	121,052,094.18
						<b>Consolidated Revenue Charges</b>			0.00
						SUB-TOTAL	150,806,359.33	156,007,381.00	121,052,094.18
						<b>Capital Expenditure</b>	34,440,000.00	34,440,000.00	
						<b>TOTAL</b>	<b>185,246,359.33</b>	<b>190,447,381.00</b>	<b>121,052,094.18</b>

30-2-2020  
  
 CERTIFIED TRUE COPY



# CROSS RIVER STATE CHART OF ACCOUNT 2020

## SOCIAL

### 052102701300 EDP ESSENTIAL DRUGS PROGRAMME

Fund	Administrative	Programme	Func	Geo	Economic	Description	Approved Budget 2020	Approved Provision 2019	Actual Rev./Exp. Jan -Aug 2019
						<b>RECURRENT REVENUE</b>	<b>10,000,000.00</b>	<b>10,000,000.00</b>	<b>0.00</b>
					<b>12024000</b>	<b>EARNINGS - GENERAL</b>	<b>10,000,000.00</b>	<b>10,000,000.00</b>	<b>0.00</b>
02101	052102701300	0000000000000000	00000	50910899	12024106	Earnings from sales of EDP Drugs	10,000,000.00	10,000,000.00	0.00
						<b>PERSONNEL COST</b>	<b>31,339,881.61</b>	<b>31,339,881.61</b>	<b>0.00</b>
					<b>21010100</b>	<b>SALARIES AND WAGES</b>	<b>29,562,544.72</b>	<b>29,562,544.72</b>	<b>0.00</b>
02101	052102701300	0000000000000000	00000	50910899	21010101	Salary	29,562,544.72	29,562,544.72	0.00
					<b>21020100</b>	<b>ALLOWANCES</b>	<b>1,777,336.89</b>	<b>1,777,336.89</b>	<b>0.00</b>
02101	052102701300	0000000000000000	00000	50910899	21020103	Leave Grant	205,548.97	205,548.97	0.00
02101	052102701300	0000000000000000	00000	50910899	21020104	Meal Subsidy_21020104	55,826.40	55,826.40	0.00
02101	052102701300	0000000000000000	00000	50910899	21020106	Transport	245,530.56	245,530.56	0.00
02101	052102701300	0000000000000000	00000	50910899	21020107	Utility	33,492.00	33,492.00	0.00
02101	052102701300	0000000000000000	00000	50910899	21020187	Sanitation Expenses	209,194.00	209,194.00	0.00
02101	052102701300	0000000000000000	00000	50910899	21020105	Rent	1,027,744.96	1,027,744.96	0.00
						<b>OVERHEAD COST</b>	<b>790,806.00</b>	<b>790,806.00</b>	<b>0.00</b>
					<b>22020100</b>	<b>TRAVEL AND TRANSPORT - GENERAL</b>	<b>409,200.00</b>	<b>409,200.00</b>	<b>0.00</b>
02101	052102701300	0000000000000000	00000	50910899	22020101	Local Travel and Transport	409,200.00	409,200.00	0.00
					<b>22020200</b>	<b>UTILITIES - GENERAL</b>	<b>10,230.00</b>	<b>10,230.00</b>	<b>0.00</b>
02101	052102701300	0000000000000000	00000	50910899	22020202	Telephone Charges	10,230.00	10,230.00	0.00
					<b>22020300</b>	<b>MATERIALS AND SUPPLIES - GENERAL</b>	<b>120,356.00</b>	<b>120,356.00</b>	<b>0.00</b>
02101	052102701300	0000000000000000	00000	50910899	22020316	Computer Materials And Supplies_22020316	27,832.00	27,832.00	0.00
02101	052102701300	0000000000000000	00000	50910899	22020315	Office Material And Supplies	34,774.00	34,774.00	0.00
02101	052102701300	0000000000000000	00000	50910899	22020306	Printing Of Security Documents	57,750.00	57,750.00	0.00
					<b>22020400</b>	<b>MAINTENANCE SERVICES - GENERAL</b>	<b>240,240.00</b>	<b>240,240.00</b>	<b>0.00</b>
02101	052102701300	0000000000000000	00000	50910899	22020405	Maintenance Of Plants/Generators	124,960.00	124,960.00	0.00
02101	052102701300	0000000000000000	00000	50910899	22020401	Maintenance Of Motor Vehicle/Transport Equipment	115,280.00	115,280.00	0.00
					<b>22021000</b>	<b>MISCELLANEOUS EXPENSES GENERAL</b>	<b>10,780.00</b>	<b>10,780.00</b>	<b>0.00</b>
02101	052102701300	0000000000000000	00000	50910899	22021057	Entertainment at Meetings	10,780.00	10,780.00	0.00
						<b>CAPITAL EXPENDITURE</b>	<b>180,270,000.00</b>		
03101	052102701300	9900000000030452	70133	50910899	32010926	Procurement of ARV Drugs	70,000,000.00		
03101	052102701300	9900000000030451	70111	50910899	23050110	Dev. of Logistic Management System for DRF	3,000,000.00		
03101	052102701300	9900000000030454	70135	50910899	23010119	Purchase of 150KVA Sound Proof Generator	5,000,000.00		
03101	052102701300	9900000000030453	70134	50910899	32010925	Procurement of Drugs	85,000,000.00		
03101	052102701300	9900000000030455	70161	50910899	23050115	Distribution of Drugs	2,270,000.00		
03101	052102701300	9900000000030456	70132	50910899	23010106	Purchase of 2Nos. Delivery Vans	15,000,000.00		

30-2-2020



**CROSS RIVER STATE CHART OF ACCOUNT 2020**  
**SOCIAL**  
**052102701300 EDP ESSENTIAL DRUGS PROGRAMME**

<u>Fund</u>	<u>Administrative</u>	<u>Programme</u>	<u>Funcic</u>	<u>Geo</u>	<u>Economic</u>	<u>Description</u>	<u>Approved Budget 2020</u>	<u>Approved Provision 2019</u>	<u>Actual Rev./Exp.</u> <u>Jan -Aug 2019</u>
<b>SUMMARY</b>									
						<b>Recurrent Revenue</b>	10,000,000.00	10,000,000.00	0.00
						<b>Capital Receipts</b>		0.00	0.00
						<b>TOTAL</b>	<b>10,000,000.00</b>	<b>10,000,000.00</b>	<b>0.00</b>
						<b>Personnel Cost</b>	31,339,881.61	31,339,881.61	0.00
						<b>Overhead Cost</b>	790,806.00	790,806.00	0.00
						<b>Consolidated Revenue Charges</b>			0.00
						SUB-TOTAL	32,130,687.61	32,130,687.61	0.00
						<b>Capital Expenditure</b>	180,270,000.00		
						<b>TOTAL</b>	<b>212,400,687.61</b>	<b>32,130,687.61</b>	<b>0.00</b>

30-2-2020  
 CERTIFIED TRUE COPY




# CROSS RIVER STATE CHART OF ACCOUNT 2020

## SOCIAL

### 052102701400 RMCO Ranch Medical Centre Obudu

Fund	Administrative	Programme	Func	Geo	Economic	Description	Approved Budget 2020	Approved Provision 2019	Actual Rev./Exp. Jan -Aug 2019
<b>RECURRENT REVENUE</b>							<b>1,878,309.00</b>	<b>1,878,309.00</b>	<b>0.00</b>
<b>12020400 FEES - GENERAL</b>							<b>607,782.00</b>	<b>607,782.00</b>	<b>0.00</b>
02101	052102701400	0000000000000000	00000	50910899	12020478	Maternity Fees	139,680.00	139,680.00	0.00
02101	052102701400	0000000000000000	00000	50910899	12020441	Laboratory Fees	468,102.00	468,102.00	0.00
<b>12022000 FEES - GENERAL (CONT.)</b>							<b>1,270,527.00</b>	<b>1,270,527.00</b>	<b>0.00</b>
02101	052102701400	0000000000000000	00000	50910899	12022311	Operation Fee	313,051.00	313,051.00	0.00
02101	052102701400	0000000000000000	00000	50910899	12022286	Fixed fee Ticket	266,400.00	266,400.00	0.00
02101	052102701400	0000000000000000	00000	50910899	12022265	Hospitality_12022265	691,076.00	691,076.00	0.00
<b>PERSONNEL COST</b>							<b>23,557,512.72</b>	<b>25,121,082.92</b>	<b>0.00</b>
<b>21010100 SALARIES AND WAGES</b>							<b>15,168,333.36</b>	<b>15,168,333.36</b>	<b>0.00</b>
02101	052102701400	0000000000000000	00000	50910899	21010101	Salary	15,168,333.36	15,168,333.36	0.00
<b>21020100 ALLOWANCES</b>							<b>8,389,179.36</b>	<b>9,952,749.56</b>	<b>0.00</b>
02101	052102701400	0000000000000000	00000	50910899	21020151	Shifting	1,080,688.20	1,712,368.20	0.00
02101	052102701400	0000000000000000	00000	50910899	21020104	Meal Subsidy_21020104	23,967.00	23,967.00	0.00
02101	052102701400	0000000000000000	00000	50910899	21020106	Transport	144,457.40	144,457.40	0.00
02101	052102701400	0000000000000000	00000	50910899	21020103	Leave Grant	99,819.68	99,819.68	0.00
02101	052102701400	0000000000000000	00000	50910899	21020121	Call Duty Allowance	1,119,129.00	2,051,019.20	0.00
02101	052102701400	0000000000000000	00000	50910899	21020147	Shift Allowance	258,879.60	258,879.60	0.00
02101	052102701400	0000000000000000	00000	50910899	21020117	Rural Allowance	1,233,762.88	1,233,762.88	0.00
02101	052102701400	0000000000000000	00000	50910899	21020115	Hazard Allowance	598,000.00	598,000.00	0.00
02101	052102701400	0000000000000000	00000	50910899	21020105	Rent	3,539,175.00	3,539,175.00	0.00
02101	052102701400	0000000000000000	00000	50910899	21020132	Uniform Allowance_21020132	20,000.00	20,000.00	0.00
02101	052102701400	0000000000000000	00000	50910899	21020187	Sanitation Expenses	42,750.00	42,750.00	0.00
02101	052102701400	0000000000000000	00000	50910899	21020107	Utility	28,550.60	28,550.60	0.00
02101	052102701400	0000000000000000	00000	50910899	21020119	Uniform Allowance_21020119	200,000.00	200,000.00	0.00
<b>OVERHEAD COST</b>							<b>1,419,267.25</b>	<b>1,419,267.25</b>	<b>0.00</b>
<b>22020100 TRAVEL AND TRANSPORT - GENERAL</b>							<b>416,250.00</b>	<b>416,250.00</b>	<b>0.00</b>
02101	052102701400	0000000000000000	00000	50910899	22020101	Local Travel and Transport	416,250.00	416,250.00	0.00
<b>22020200 UTILITIES - GENERAL</b>							<b>183,600.00</b>	<b>183,600.00</b>	<b>0.00</b>
02101	052102701400	0000000000000000	00000	50910899	22020201	Electricity Charges	183,600.00	183,600.00	0.00
<b>22020300 MATERIALS AND SUPPLIES - GENERAL</b>							<b>272,828.25</b>	<b>272,828.25</b>	<b>0.00</b>
02101	052102701400	0000000000000000	00000	50910899	22020305	Printing Of Non Security Documents	102,476.25	102,476.25	0.00
02101	052102701400	0000000000000000	00000	50910899	22020315	Office Material And Supplies	5,278.50	5,278.50	0.00
02101	052102701400	0000000000000000	00000	50910899	22020319	Reagent And Dressing	165,073.50	165,073.50	0.00
<b>22020400 MAINTENANCE SERVICES - GENERAL</b>							<b>392,935.00</b>	<b>392,935.00</b>	<b>0.00</b>
02101	052102701400	0000000000000000	00000	50910899	22020401	Maintenance Of Motor Vehicle/Transport Equipment	376,870.00	376,870.00	0.00
02101	052102701400	0000000000000000	00000	50910899	22020402	Maintenance Of Office Furniture	16,065.00	16,065.00	0.00
<b>22021000 MISCELLANEOUS EXPENSES GENERAL</b>							<b>153,654.00</b>	<b>153,654.00</b>	<b>0.00</b>
02101	052102701400	0000000000000000	00000	50910899	22021057	Entertainment at Meetings	153,654.00	153,654.00	0.00





# CROSS RIVER STATE CHART OF ACCOUNT 2020

## SOCIAL

### 052102701400 RMCO Ranch Medical Centre Obudu

Fund	Administrative	Programme	Funcit	Geo	Economic	Description	Approved Budget 2020	Approved Provision 2019	Actual Rev./Exp. Jan -Aug 2019
<b>CAPITAL EXPENDITURE</b>							<b>3,967,260.00</b>		
03101	052102701400	990000000030368	70131	50910899	23030120	Renovation/Medification works on existing Uncompleted Health post	925,000.00		
03101	052102701400	990000000030367	70131	50910899	32010208	Extension of Pipe Borne water with Over Head tank construction to the New Hospital complex	900,000.00		
03101	052102701400	990000000030366	70731	50910899	32010207	Extension of PHCN power to the New Hospital Complex	500,000.00		
03101	052102701400	990000000030364	70162	50910899	23050105	Bidding activities, Project Consultancy, supervision/monitoring including preparation of BOQS drawings and Bank charges	200,000.00		
03101	052102701400	990000000030363	70712	50910899	23010122	Purchase of Medical Equipments	800,000.00		
03101	052102701400	990000000030365	70131	50910899	23010112	Purchase of Hospital/Office Furniture	642,260.00		

#### SUMMARY

<b>Recurrent Revenue</b>	1,878,309.00	1,878,309.00	0.00
<b>Capital Receipts</b>		0.00	0.00
<b>TOTAL</b>	<b>1,878,309.00</b>	<b>1,878,309.00</b>	<b>0.00</b>
<b>Personnel Cost</b>	23,557,512.72	25,121,082.92	0.00
<b>Overhead Cost</b>	1,419,267.25	1,419,267.25	0.00
<b>Consolidated Revenue Charges</b>			0.00
SUB-TOTAL	24,976,779.97	26,540,350.17	0.00
<b>Capital Expenditure</b>	3,967,260.00		
<b>TOTAL</b>	<b>28,944,039.97</b>	<b>26,540,350.17</b>	<b>0.00</b>

30-2-2020





# CROSS RIVER STATE CHART OF ACCOUNT 2020

## SOCIAL

### 052102800100 GDCC GOVERNMENT DENTAL CENTRE, CALABAR

Fund	Administrative	Programme	Func	Geo	Economic	Description	Approved Budget 2020	Approved Provision 2019	Actual Rev./Exp. Jan -Aug 2019
<b>RECURRENT REVENUE</b>							<b>3,147,500.00</b>	<b>3,000,000.00</b>	<b>1,248,000.00</b>
<b>12020700 EARNINGS -GENERAL</b>							<b>1,522,500.00</b>	<b>1,450,000.00</b>	<b>160,000.00</b>
02101	052102800100	0000000000000000	00000	50910899	12020742	Denture_12020742	1,522,500.00	1,450,000.00	160,000.00
<b>12022000 FEES - GENERAL (CONT.)</b>							<b>1,575,000.00</b>	<b>1,500,000.00</b>	<b>1,088,000.00</b>
02101	052102800100	0000000000000000	00000	50910899	12022283	Filling	84,000.00	80,000.00	12,000.00
02101	052102800100	0000000000000000	00000	50910899	12022254	Curetteage	105,000.00	100,000.00	0.00
02101	052102800100	0000000000000000	00000	50910899	12022287	X-Ray Fees	63,000.00	60,000.00	0.00
02101	052102800100	0000000000000000	00000	50910899	12022285	Scalling and Polishing	63,000.00	60,000.00	157,500.00
02101	052102800100	0000000000000000	00000	50910899	12022284	Medical Records	609,000.00	580,000.00	296,500.00
02101	052102800100	0000000000000000	00000	50910899	12022282	Extraction	651,000.00	620,000.00	622,000.00
<b>14070100 EXTRAORDINARY ITEMS_14070100</b>							<b>50,000.00</b>	<b>50,000.00</b>	<b>0.00</b>
02101	052102800100	0000000000000000	00000	50910899	14070105	Miscellaneous Revenue	50,000.00	50,000.00	0.00
<b>PERSONNEL COST</b>							<b>31,702,135.32</b>	<b>21,580,188.56</b>	<b>36,834,452.69</b>
<b>21010100 SALARIES AND WAGES</b>							<b>21,669,449.00</b>	<b>14,074,539.04</b>	<b>18,853,160.13</b>
02101	052102800100	0000000000000000	00000	50910899	21010101	Salary	21,669,449.00	14,074,539.04	18,853,160.13
<b>21020100 ALLOWANCES</b>							<b>10,032,686.32</b>	<b>7,505,649.52</b>	<b>17,981,292.56</b>
02101	052102800100	0000000000000000	00000	50910899	21020107	Utility	218,752.48	158,089.68	198,531.20
02101	052102800100	0000000000000000	00000	50910899	21020105	Rent	5,824,694.28	4,342,541.72	3,153,208.80
02101	052102800100	0000000000000000	00000	50910899	21020113	Hard Allowance	0.00	0.00	151,396.00
02101	052102800100	0000000000000000	00000	50910899	21020121	Call Duty Allowance	587,664.00	587,664.00	1,660,120.00
02101	052102800100	0000000000000000	00000	50910899	21020147	Shift Allowance	0.00	0.00	52,500.00
02101	052102800100	0000000000000000	00000	50910899	21020103	Leave Grant	393,145.08	868,558.44	933,022.44
02101	052102800100	0000000000000000	00000	50910899	21020151	Shifting	0.00	0.00	7,514,725.68
02101	052102800100	0000000000000000	00000	50910899	21020104	Meal Subsidy_21020104	1,362,990.80	263,508.80	3,054,275.00
02101	052102800100	0000000000000000	00000	50910899	21020106	Transport	1,603,439.68	1,159,286.88	857,513.44
02101	052102800100	0000000000000000	00000	50910899	21020115	Hazard Allowance	42,000.00	126,000.00	406,000.00
<b>OVERHEAD COST</b>							<b>4,131,020.32</b>	<b>2,698,000.00</b>	<b>1,930,150.00</b>
<b>22020100 TRAVEL AND TRANSPORT - GENERAL</b>							<b>1,443,321.66</b>	<b>514,386.06</b>	<b>1,080,700.00</b>
02101	052102800100	0000000000000000	00000	50910899	22020101	Local Travel and Transport	1,443,321.66	514,386.06	1,080,700.00
<b>22020200 UTILITIES - GENERAL</b>							<b>157,954.18</b>	<b>157,954.18</b>	<b>147,000.00</b>
02101	052102800100	0000000000000000	00000	50910899	22020201	Electricity Charges	16,320.00	16,320.00	0.00
02101	052102800100	0000000000000000	00000	50910899	22020202	Telephone Charges	141,634.18	141,634.18	147,000.00
<b>22020300 MATERIALS AND SUPPLIES - GENERAL</b>							<b>1,067,987.74</b>	<b>563,903.02</b>	<b>359,450.00</b>
02101	052102800100	0000000000000000	00000	50910899	22020316	Computer Materials And Supplies_22020316	58,000.00	18,336.18	0.00
02101	052102800100	0000000000000000	00000	50910899	22020319	Reagent And Dressing	468,742.52	194,244.00	338,450.00
02101	052102800100	0000000000000000	00000	50910899	22020315	Office Material And Supplies	301,845.22	111,922.84	21,000.00
02101	052102800100	0000000000000000	00000	50910899	22020305	Printing Of Non Security Documents	239,400.00	239,400.00	0.00
<b>22020400 MAINTENANCE SERVICES - GENERAL</b>							<b>1,055,378.74</b>	<b>1,055,378.74</b>	<b>343,000.00</b>
02101	052102800100	0000000000000000	00000	50910899	22020406	Other Maintenance Services	179,560.04	179,560.04	0.00

30-2020



# CROSS RIVER STATE CHART OF ACCOUNT 2020

## SOCIAL

### 052102800100 GDCC GOVERNMENT DENTAL CENTRE, CALABAR

Fund	Administrative	Programme	Functic	Geo	Economic	Description	Approved Budget 2020	Approved Provision 2019	Actual Rev./Exp. Jan -Aug 2019
02101	052102800100	0000000000000000	00000	50910899	22020401	Maintenance Of Motor Vehicle/Transport Equipment	511,272.70	511,272.70	343,000.00
02101	052102800100	0000000000000000	00000	50910899	22020405	Maintenance Of Plants/Generators	243,024.00	243,024.00	0.00
02101	052102800100	0000000000000000	00000	50910899	22020402	Maintenance Of Office Furniture	121,522.00	121,522.00	0.00
					<b>22020600</b>	<b>OTHER SERVICES - GENERAL</b>	<b>112,618.00</b>	<b>112,618.00</b>	<b>0.00</b>
02101	052102800100	0000000000000000	00000	50910899	22020601	Security Services	112,618.00	112,618.00	0.00
					<b>22021000</b>	<b>MISCELLANEOUS EXPENSES GENERAL</b>	<b>293,760.00</b>	<b>293,760.00</b>	<b>0.00</b>
02101	052102800100	0000000000000000	00000	50910899	22021057	Entertainment at Meetings	220,320.00	220,320.00	0.00
02101	052102800100	0000000000000000	00000	50910899	22021047	Servicom	73,440.00	73,440.00	0.00
						<b>CAPITAL EXPENDITURE</b>	<b>27,000,000.00</b>		
03101	052102800100	990000000030375	70133	50910899	23010122	Purchase of Dental Materials	3,000,000.00		
03101	052102800100	990000000030370	70161	50910899	23030120	Upgrade of Dental Unit	2,100,000.00		
03101	052102800100	990000000030369	70133	50910899	32010208	Water Reticulation to Government Dental Centre	500,000.00		
03101	052102800100	990000000030599	70133	50910899	23010122	Purchase of X-Ray Equipment	9,000,000.00		
03101	052102800100	990000000030374	70131	50910899	23030120	Perimeter Fencing and Tiling Offices	5,500,000.00		
03101	052102800100	990000000030372	70131	50910899	23010119	25KVA Generating Set	1,500,000.00		
03101	052102800100	990000000030373	70133	50910899	23020101	Purchase and Installation of 1. No. Dental Units	5,000,000.00		
03101	052102800100	990000000030371	70162	50910899	23050105	Due Proccess Activities	400,000.00		

#### SUMMARY

<b>Recurrent Revenue</b>	3,147,500.00	3,000,000.00	1,248,000.00
<b>Capital Receipts</b>		0.00	0.00
<b>TOTAL</b>	<b>3,147,500.00</b>	<b>3,000,000.00</b>	<b>1,248,000.00</b>
<b>Personnel Cost</b>	31,702,135.32	21,580,188.56	36,834,452.69
<b>Overhead Cost</b>	4,131,020.32	2,698,000.00	1,930,150.00
<b>Consolidated Revenue Charges</b>			0.00
<b>SUB-TOTAL</b>	<b>35,833,155.64</b>	<b>24,278,188.56</b>	<b>38,764,602.69</b>
<b>Capital Expenditure</b>	27,000,000.00		
<b>TOTAL</b>	<b>62,833,155.64</b>	<b>24,278,188.56</b>	<b>38,764,602.69</b>





# CROSS RIVER STATE CHART OF ACCOUNT 2020

## SOCIAL

### 052102800200 DLHMH DR LAW HENSHAW MEM. HOSPITAL, CAL

Fund	Administrative	Programme	Funcitic	Geo	Economic	Description	Approved Budget 2020	Approved Provision 2019	Actual Rev./Exp. Jan -Aug 2019
<b>RECURRENT REVENUE</b>							<b>6,000,000.00</b>	<b>6,000,000.00</b>	<b>2,196,520.00</b>
<b>12020400 FEES - GENERAL</b>							<b>3,200,975.00</b>	<b>3,200,975.00</b>	<b>661,600.00</b>
02101	052102800200	0000000000000000	00000	50910899	12020441	Laboratory Fees	1,949,438.00	1,949,438.00	661,600.00
02101	052102800200	0000000000000000	00000	50910899	12020440	Medical Consultancy Fees	1,251,537.00	1,251,537.00	0.00
<b>12020500 FINES - GENERAL</b>							<b>296,422.00</b>	<b>296,422.00</b>	<b>9,500.00</b>
02101	052102800200	0000000000000000	00000	50910899	12020513	Hospital Fees/ Health Facilities	296,422.00	296,422.00	9,500.00
<b>12022000 FEES - GENERAL (CONT.)</b>							<b>2,402,603.00</b>	<b>2,402,603.00</b>	<b>1,525,420.00</b>
02101	052102800200	0000000000000000	00000	50910899	12022287	X-Ray Fees	1,271,243.00	1,271,243.00	0.00
02101	052102800200	0000000000000000	00000	50910899	12022253	Mortuary Fee	50,000.00	50,000.00	409,120.00
02101	052102800200	0000000000000000	00000	50910899	12022286	Fixed fee Ticket	1,081,360.00	1,081,360.00	1,116,300.00
<b>12024000 EARNINGS - GENERAL</b>							<b>100,000.00</b>	<b>100,000.00</b>	<b>0.00</b>
02101	052102800200	0000000000000000	00000	50910899	12024106	Earnings from sales of EDP Drugs	100,000.00	100,000.00	0.00
<b>PERSONNEL COST</b>							<b>228,107,481.41</b>	<b>126,413,112.00</b>	<b>0.00</b>
<b>21010100 SALARIES AND WAGES</b>							<b>214,455,205.30</b>	<b>90,303,703.00</b>	<b>0.00</b>
02101	052102800200	0000000000000000	00000	50910899	21010101	Salary	214,455,205.30	90,303,703.00	0.00
<b>21020100 ALLOWANCES</b>							<b>13,652,276.11</b>	<b>36,109,409.00</b>	<b>0.00</b>
02101	052102800200	0000000000000000	00000	50910899	21020106	Transport	675,338.40	361,544.00	0.00
02101	052102800200	0000000000000000	00000	50910899	21020103	Leave Grant	460,520.35	499,530.00	0.00
02101	052102800200	0000000000000000	00000	50910899	21020104	Meal Subsidy_21020104	153,486.00	430,442.00	0.00
02101	052102800200	0000000000000000	00000	50910899	21020107	Utility	92,091.60	71,921.00	0.00
02101	052102800200	0000000000000000	00000	50910899	21020105	Rent	2,302,601.76	2,945,887.00	0.00
02101	052102800200	0000000000000000	00000	50910899	21020151	Shifting	8,078,238.00	17,980,209.00	0.00
02101	052102800200	0000000000000000	00000	50910899	21020119	Uniform Allowance_21020119	0.00	1,220,000.00	0.00
02101	052102800200	0000000000000000	00000	50910899	21020115	Hazard Allowance	1,890,000.00	4,536,000.00	0.00
02101	052102800200	0000000000000000	00000	50910899	21020117	Rural Allowance	0.00	2,880,732.00	0.00
02101	052102800200	0000000000000000	00000	50910899	21020121	Call Duty Allowance	0.00	5,183,144.00	0.00
<b>OVERHEAD COST</b>							<b>5,720,140.42</b>	<b>500,000.00</b>	<b>0.00</b>
<b>22020100 TRAVEL AND TRANSPORT - GENERAL</b>							<b>1,174,207.05</b>	<b>19,540.00</b>	<b>0.00</b>
02101	052102800200	0000000000000000	00000	50910899	22020102	Local Travel and Transport	1,174,207.05	19,540.00	0.00
<b>22020200 UTILITIES - GENERAL</b>							<b>200,000.00</b>	<b>108,409.00</b>	<b>0.00</b>
02101	052102800200	0000000000000000	00000	50910899	22020201	Electricity Charges	200,000.00	108,409.00	0.00
<b>22020300 MATERIALS AND SUPPLIES - GENERAL</b>							<b>2,236,708.88</b>	<b>120,000.00</b>	<b>0.00</b>
02101	052102800200	0000000000000000	00000	50910899	22020319	Reagent And Dressing	849,340.00	100,000.00	0.00
02101	052102800200	0000000000000000	00000	50910899	22020305	Printing Of Non Security Documents	252,000.00	0.00	0.00
02101	052102800200	0000000000000000	00000	50910899	22020315	Office Material And Supplies	1,135,368.88	20,000.00	0.00
<b>22020400 MAINTENANCE SERVICES - GENERAL</b>							<b>1,451,625.00</b>	<b>243,487.00</b>	<b>0.00</b>
02101	052102800200	0000000000000000	00000	50910899	22020405	Maintenance Of Plants/Generators	833,076.00	100,000.00	0.00
02101	052102800200	0000000000000000	00000	50910899	22020401	Maintenance Of Motor Vehicle/Transport Equipment	618,549.00	143,487.00	0.00
<b>22020900 FINANCIAL CHARGES - GENERAL</b>							<b>83,374.50</b>	<b>0.00</b>	<b>0.00</b>

**CERTIFIED TRUE COPY**



# CROSS RIVER STATE CHART OF ACCOUNT 2020

## SOCIAL

### 052102800200 DLHMH DR LAW HENSHAW MEM. HOSPITAL, CAL

Fund	Administrative	Programme	Functic	Geo	Economic	Description	Approved Budget 2020	Approved Provision 2019	Actual Rev./Exp. Jan -Aug 2019
02101	052102800200	0000000000000000	00000	50910899	22020901	Bank Charges (Other Than Interest)	83,374.50	0.00	0.00
					<b>22021000</b>	<b>MISCELLANEOUS EXPENSES GENERAL</b>	<b>574,224.99</b>	<b>8,564.00</b>	<b>0.00</b>
02101	052102800200	0000000000000000	00000	50910899	22021047	Servicom	574,224.99	8,564.00	0.00
						<b>CAPITAL EXPENDITURE</b>	<b>97,000,000.00</b>	<b>144,000,000.00</b>	
03101	052102800200	0990000000013301	70741	50910899	23010122	X - Ray Machine	10,700,000.00	16,700,000.00	
03101	052102800200	0990000000013306	70721	50910899	23050101	Understudying/Management of multiple drugs resistance TB	1,500,000.00	1,500,000.00	
03101	052102800200	0990000000013310	70631	50910899	23020105	Construction of Bore-hole	2,000,000.00	2,000,000.00	
03101	052102800200	0990000000013309	70133	50910899	23010122	Project Consultancy and Due Process Activity including Monitoring and Evaluation	250,000.00	250,000.00	
03101	052102800200	0990000000013308	70721	50910899	23010122	Purchase of Ambulance	25,000,000.00	50,000,000.00	
03101	052102800200	0990000000013307		50910899	23010122	Provision for 2 Storey Buildings			
03101	052102800200	0990000000013305	70711	50910899	23010122	Renovation/Equiiping of Pharmacy Dept.	1,600,000.00	1,600,000.00	
03101	052102800200	0990000000013304	70732	50910899	23030120	Renovation of Administrative and Pharmacy Block	15,850,000.00	21,850,000.00	
03101	052102800200	0990000000013303		50910899	23030120	Due Process /Bidding Procedure and project Monitoring Activities			
03101	052102800200	0990000000013302	70713	50910899	23010122	Lab Equipment	5,100,000.00	5,100,000.00	
03101	052102800200	0990000000013311	70451	50910899	23010105	Purchase of Utility Vehicle	35,000,000.00	45,000,000.00	

#### SUMMARY

<b>Recurrent Revenue</b>	6,000,000.00	6,000,000.00	2,196,520.00
<b>Capital Receipts</b>		0.00	0.00
<b>TOTAL</b>	<b>6,000,000.00</b>	<b>6,000,000.00</b>	<b>2,196,520.00</b>
<b>Personnel Cost</b>	228,107,481.41	126,413,112.00	0.00
<b>Overhead Cost</b>	5,720,140.42	500,000.00	0.00
<b>Consolidated Revenue Charges</b>			0.00
<b>SUB-TOTAL</b>	233,827,621.83	126,913,112.00	0.00
<b>Capital Expenditure</b>	97,000,000.00	144,000,000.00	
<b>TOTAL</b>	<b>330,827,621.83</b>	<b>270,913,112.00</b>	<b>0.00</b>






# CROSS RIVER STATE CHART OF ACCOUNT 2020

## SOCIAL

### 052102800300 ECPC EYE CARE PROGRAMME, CALABAR

Fund	Administrative	Programme	Func	Geo	Economic	Description	Approved Budget 2020	Approved Provision 2019	Actual Rev./Exp. Jan -Aug 2019
<b>RECURRENT REVENUE</b>							<b>13,614,682.00</b>	<b>13,614,682.00</b>	<b>4,319,700.00</b>
<b>12020700 EARNINGS -GENERAL</b>							<b>4,324,100.00</b>	<b>4,324,100.00</b>	<b>0.00</b>
02101	052102800300	0000000000000000	00000	50910899	12020729	Central Visual Test Proceeds	886,500.00	886,500.00	0.00
02101	052102800300	0000000000000000	00000	50910899	12020727	Carceta Document Proceeds	3,437,600.00	3,437,600.00	0.00
<b>12022000 FEES - GENERAL (CONT.)</b>							<b>9,290,582.00</b>	<b>9,290,582.00</b>	<b>4,319,700.00</b>
02101	052102800300	0000000000000000	00000	50910899	12022297	Fasting blood sugar test	80,211.00	80,211.00	28,500.00
02101	052102800300	0000000000000000	00000	50910899	12022307	Swab	12,600.00	12,600.00	500.00
02101	052102800300	0000000000000000	00000	50910899	12022305	Sick leave Fee	40,000.00	40,000.00	17,000.00
02101	052102800300	0000000000000000	00000	50910899	12022302	New Card Fee	3,800,000.00	3,800,000.00	1,912,000.00
02101	052102800300	0000000000000000	00000	50910899	12022298	Follow up Fee_12022298	19,771.00	19,771.00	7,000.00
02101	052102800300	0000000000000000	00000	50910899	12022303	Refraction	688,000.00	688,000.00	211,600.00
02101	052102800300	0000000000000000	00000	50910899	12022296	Eye Pad Fee	75,000.00	75,000.00	120,000.00
02101	052102800300	0000000000000000	00000	50910899	12022295	Eye Pad	9,600.00	9,600.00	5,500.00
02101	052102800300	0000000000000000	00000	50910899	12022294	Epilation Fee	6,000.00	6,000.00	1,000.00
02101	052102800300	0000000000000000	00000	50910899	12022306	Staining Fee	19,200.00	19,200.00	192,000.00
02101	052102800300	0000000000000000	00000	50910899	12022291	Consultation Fee	1,080,000.00	1,080,000.00	608,100.00
02101	052102800300	0000000000000000	00000	50910899	12022290	Commission on Lense / Fame	576,000.00	576,000.00	101,600.00
02101	052102800300	0000000000000000	00000	50910899	12022304	Renewal of Card fee	64,000.00	64,000.00	82,000.00
02101	052102800300	0000000000000000	00000	50910899	12022293	Dilation Fee	676,000.00	676,000.00	140,100.00
02101	052102800300	0000000000000000	00000	50910899	12022301	Medical Report Fee	24,200.00	24,200.00	18,000.00
02101	052102800300	0000000000000000	00000	50910899	12022336	Intra Ocular Pressure Fee_12022336	1,320,000.00	1,320,000.00	699,000.00
02101	052102800300	0000000000000000	00000	50910899	12022292	Continuation Card Fee	800,000.00	800,000.00	175,800.00
<b>PERSONNEL COST</b>							<b>66,267,366.12</b>	<b>50,094,333.00</b>	<b>17,122,220.82</b>
<b>21010100 SALARIES AND WAGES</b>							<b>50,431,262.12</b>	<b>33,464,172.00</b>	<b>12,369,125.56</b>
02101	052102800300	0000000000000000	00000	50910899	21010102	Over Time Payments	19,491,191.00	20,460,367.00	9,137,272.56
02101	052102800300	0000000000000000	00000	50910899	21010101	Salary	30,940,071.12	13,003,805.00	3,231,853.00
<b>21020100 ALLOWANCES</b>							<b>15,836,104.00</b>	<b>16,630,161.00</b>	<b>4,753,095.26</b>
02101	052102800300	0000000000000000	00000	50910899	21020103	Leave Grant	345,727.00	319,278.00	615,647.00
02101	052102800300	0000000000000000	00000	50910899	21020119	Uniform Allowance_21020119	160,000.00	180,000.00	177,000.00
02101	052102800300	0000000000000000	00000	50910899	21020106	Transport	581,434.00	529,880.00	163,355.28
02101	052102800300	0000000000000000	00000	50910899	21020105	Rent	1,159,187.00	1,596,392.00	578,235.54
02101	052102800300	0000000000000000	00000	50910899	21020107	Utility	300,811.00	293,916.00	55,281.00
02101	052102800300	0000000000000000	00000	50910899	21020147	Shift Allowance	2,273,641.00	2,463,321.00	181,793.40
02101	052102800300	0000000000000000	00000	50910899	21020123	Casual Staff Allowance	2,664,000.00	2,000,000.00	1,056,000.00
02101	052102800300	0000000000000000	00000	50910899	21020121	Call Duty Allowance	7,647,752.00	8,313,312.00	1,791,216.00
02101	052102800300	0000000000000000	00000	50910899	21020104	Meal Subsidy_21020104	115,552.00	94,062.00	37,138.20
02101	052102800300	0000000000000000	00000	50910899	21020115	Hazard Allowance	588,000.00	840,000.00	97,428.84
<b>OVERHEAD COST</b>							<b>7,092,839.00</b>	<b>7,092,839.00</b>	<b>1,610,000.00</b>
<b>22020100 TRAVEL AND TRANSPORT - GENERAL</b>							<b>1,057,156.00</b>	<b>1,057,156.00</b>	<b>0.00</b>





# CROSS RIVER STATE CHART OF ACCOUNT 2020

## SOCIAL

### 052102800300 ECPC EYE CARE PROGRAMME, CALABAR

Fund	Administrative	Programme	Functic	Geo	Economic	Description	Approved Budget 2020	Approved Provision 2019	Actual Rev./Exp. Jan -Aug 2019
02101	052102800300	0000000000000000	00000	50910899	22020102	Local Travel and Transport	1,057,156.00	1,057,156.00	0.00
					<b>22020400</b>	<b>MAINTENANCE SERVICES - GENERAL</b>	<b>4,135,283.00</b>	<b>4,135,283.00</b>	<b>1,049,000.00</b>
02101	052102800300	0000000000000000	00000	50910899	22020415	Maintenance Of Office Equipments	1,377,152.00	1,377,152.00	0.00
02101	052102800300	0000000000000000	00000	50910899	22020401	Maintenance Of Motor Vehicle/Transport Equipment	1,267,325.00	1,267,325.00	451,000.00
02101	052102800300	0000000000000000	00000	50910899	22020405	Maintenance Of Plants/Generators	1,318,806.00	1,318,806.00	400,000.00
02101	052102800300	0000000000000000	00000	50910899	22020402	Maintenance Of Office Furniture	172,000.00	172,000.00	198,000.00
					<b>22020500</b>	<b>TRAINING - GENERAL</b>	<b>350,000.00</b>	<b>350,000.00</b>	<b>0.00</b>
02101	052102800300	0000000000000000	00000	50910899	22020505	Workshops, Conference And Seminar	350,000.00	350,000.00	0.00
					<b>22021000</b>	<b>MISCELLANEOUS EXPENSES GENERAL</b>	<b>1,550,400.00</b>	<b>1,550,400.00</b>	<b>561,000.00</b>
02101	052102800300	0000000000000000	00000	50910899	22021057	Entertainment at Meetings	1,500,000.00	1,500,000.00	561,000.00
02101	052102800300	0000000000000000	00000	50910899	22021047	Servicom	50,400.00	50,400.00	0.00
						<b>CAPITAL EXPENDITURE</b>	<b>318,311,418.00</b>	<b>11,540,801.00</b>	
03101	052102800300	099000000013401	70722	50910899	23030106	Upgrading of facilities and Equipment at Eye Care Centre	8,000,000.00	6,211,418.00	
03101	052102800300	099000000013402	70135	50910899	23050105	Bidding activities, Consultancy and Project supervision including Monitoring and Evaluation/ COT & BOQS	600,000.00	5,037,500.00	
03101	052102800300	990000000030593	70722	50910899	23030106	Purchase of office Equipments	3,500,000.00	162,500.00	
03101	052102800300	990000000030595	70722	50910899	23030106	Renovation of Proposed eye Care Complex at General Hospital, Calabar	300,000,000.00		
03101	052102800300	990000000030594	70722	50910899	23030106	Eye Care Outreaches in the 3 Senatorial Districts	6,211,418.00	129,383.00	

#### SUMMARY

<b>Recurrent Revenue</b>	13,614,682.00	13,614,682.00	4,319,700.00
<b>Capital Receipts</b>		0.00	0.00
<b>TOTAL</b>	<b>13,614,682.00</b>	<b>13,614,682.00</b>	<b>4,319,700.00</b>
<b>Personnel Cost</b>	66,267,366.12	50,094,333.00	17,122,220.82
<b>Overhead Cost</b>	7,092,839.00	7,092,839.00	1,610,000.00
<b>Consolidated Revenue Charges</b>			0.00
<b>SUB-TOTAL</b>	73,360,205.12	57,187,172.00	18,732,220.82
<b>Capital Expenditure</b>	318,311,418.00	11,540,801.00	
<b>TOTAL</b>	<b>391,671,623.12</b>	<b>68,727,973.00</b>	<b>18,732,220.82</b>





# CROSS RIVER STATE CHART OF ACCOUNT 2020

## SOCIAL

### 052102800400 ECPO EYE CARE PROGRAMME, OGOJA

Fund	Administrative	Programme	Func	Geo	Economic	Description	Approved Budget 2020	Approved Provision 2019	Actual Rev./Exp. Jan -Aug 2019
<b>RECURRENT REVENUE</b>							<b>7,342,399.00</b>	<b>0.00</b>	<b>0.00</b>
<b>12020700 EARNINGS -GENERAL</b>							<b>886,500.00</b>	<b>0.00</b>	<b>0.00</b>
02101	052102800400	0000000000000000	00000	50910899	12020729	Central Visual Test Proceeds	886,500.00	0.00	0.00
<b>12022000 FEES - GENERAL (CONT.)</b>							<b>6,455,899.00</b>	<b>0.00</b>	<b>0.00</b>
02101	052102800400	0000000000000000	00000	50910899	12022290	Commission on Lense / Fame	476,000.00	0.00	0.00
02101	052102800400	0000000000000000	00000	50910899	12022295	Eye Pad	9,600.00	0.00	0.00
02101	052102800400	0000000000000000	00000	50910899	12022296	Eye Pad Fee	75,000.00	0.00	0.00
02101	052102800400	0000000000000000	00000	50910899	12022298	Follow up Fee_12022298	80,211.00	0.00	0.00
02101	052102800400	0000000000000000	00000	50910899	12022299	Foreign Body_12022299	19,771.00	0.00	0.00
02101	052102800400	0000000000000000	00000	50910899	12022301	Medical Report Fee	24,200.00	0.00	0.00
02101	052102800400	0000000000000000	00000	50910899	12022302	New Card Fee	2,695,317.00	0.00	0.00
02101	052102800400	0000000000000000	00000	50910899	12022303	Refraction	588,000.00	0.00	0.00
02101	052102800400	0000000000000000	00000	50910899	12022305	Sick leave Fee	19,200.00	0.00	0.00
02101	052102800400	0000000000000000	00000	50910899	12022306	Staining Fee	40,000.00	0.00	0.00
02101	052102800400	0000000000000000	00000	50910899	12022307	Swab	12,600.00	0.00	0.00
02101	052102800400	0000000000000000	00000	50910899	12022293	Dilation Fee	476,000.00	0.00	0.00
02101	052102800400	0000000000000000	00000	50910899	12022294	Epilation Fee	6,000.00	0.00	0.00
02101	052102800400	0000000000000000	00000	50910899	12022291	Consultation Fee	1,080,000.00	0.00	0.00
02101	052102800400	0000000000000000	00000	50910899	12022304	Renewal of Card fee	54,000.00	0.00	0.00
02101	052102800400	0000000000000000	00000	50910899	12022292	Continuation Card Fee	800,000.00	0.00	0.00
<b>PERSONNEL COST</b>							<b>37,276,388.84</b>	<b>0.00</b>	<b>0.00</b>
<b>21010100 SALARIES AND WAGES</b>							<b>27,679,399.84</b>	<b>0.00</b>	<b>0.00</b>
02101	052102800400	0000000000000000	00000	50910899	21010101	Salary	27,679,399.84	0.00	0.00
<b>21020100 ALLOWANCES</b>							<b>9,596,989.00</b>	<b>0.00</b>	<b>0.00</b>
02101	052102800400	0000000000000000	00000	50910899	21020106	Transport	292,518.00	0.00	0.00
02101	052102800400	0000000000000000	00000	50910899	21020107	Utility	90,254.00	0.00	0.00
02101	052102800400	0000000000000000	00000	50910899	21020187	Sanitation Expenses	223,156.00	0.00	0.00
02101	052102800400	0000000000000000	00000	50910899	21020103	Leave Grant	172,181.00	0.00	0.00
02101	052102800400	0000000000000000	00000	50910899	21020104	Meal Subsidy_21020104	105,552.00	0.00	0.00
02101	052102800400	0000000000000000	00000	50910899	21020105	Rent	860,904.00	0.00	0.00
02101	052102800400	0000000000000000	00000	50910899	21020147	Shift Allowance	169,092.00	0.00	0.00
02101	052102800400	0000000000000000	00000	50910899	21020121	Call Duty Allowance	6,788,240.00	0.00	0.00
02101	052102800400	0000000000000000	00000	50910899	21020151	Shifting	349,092.00	0.00	0.00
02101	052102800400	0000000000000000	00000	50910899	21020115	Hazard Allowance	546,000.00	0.00	0.00
<b>OVERHEAD COST</b>							<b>8,618,283.00</b>	<b>0.00</b>	<b>0.00</b>
<b>22020100 TRAVEL AND TRANSPORT - GENERAL</b>							<b>104,000.00</b>	<b>0.00</b>	<b>0.00</b>
02101	052102800400	0000000000000000	00000	50910899	22020101	Local Travel and Transport	104,000.00	0.00	0.00
<b>22020200 UTILITIES - GENERAL</b>							<b>780,000.00</b>	<b>0.00</b>	<b>0.00</b>
02101	052102800400	0000000000000000	00000	50910899	22020201	Electricity Charges	240,000.00	0.00	0.00

**CERTIFIED TRUE COPY**





# CROSS RIVER STATE CHART OF ACCOUNT 2020

## SOCIAL

### 052102800400 ECPO EYE CARE PROGRAMME, OGOJA

Fund	Administrative	Programme	Functic	Geo	Economic	Description	Approved Budget 2020	Approved Provision 2019	Actual Rev./Exp. Jan -Aug 2019
02101	052102800400	0000000000000000	00000	50910899	22020202	Telephone Charges	360,000.00	0.00	0.00
02101	052102800400	0000000000000000	00000	50910899	22020205	Water Rates_22020205	180,000.00	0.00	0.00
<b>22020300 MATERIALS AND SUPPLIES - GENERAL</b>							<b>1,699,000.00</b>	<b>0.00</b>	<b>0.00</b>
02101	052102800400	0000000000000000	00000	50910899	22020305	Printing Of Non Security Documents	899,000.00	0.00	0.00
02101	052102800400	0000000000000000	00000	50910899	22020315	Office Material And Supplies	500,000.00	0.00	0.00
02101	052102800400	0000000000000000	00000	50910899	22020319	Reagent And Dressing	300,000.00	0.00	0.00
<b>22020400 MAINTENANCE SERVICES - GENERAL</b>							<b>4,135,283.00</b>	<b>0.00</b>	<b>0.00</b>
02101	052102800400	0000000000000000	00000	50910899	22020401	Maintenance Of Motor Vehicle/Transport Equipment	1,267,325.00	0.00	0.00
02101	052102800400	0000000000000000	00000	50910899	22020402	Maintenance Of Office Furniture	172,000.00	0.00	0.00
02101	052102800400	0000000000000000	00000	50910899	22020404	Maintenance Of Office / It Equipments	1,377,152.00	0.00	0.00
02101	052102800400	0000000000000000	00000	50910899	22020405	Maintenance Of Plants/Generators	1,318,806.00	0.00	0.00
<b>22020500 TRAINING - GENERAL</b>							<b>350,000.00</b>	<b>0.00</b>	<b>0.00</b>
02101	052102800400	0000000000000000	00000	50910899	22020505	Workshops, Conference And Seminar	350,000.00	0.00	0.00
<b>22020900 FINANCIAL CHARGES - GENERAL</b>							<b>50,000.00</b>	<b>0.00</b>	<b>0.00</b>
02101	052102800400	0000000000000000	00000	50910899	22020901	Bank Charges (Other Than Interest)	50,000.00	0.00	0.00
<b>22021000 MISCELLANEOUS EXPENSES GENERAL</b>							<b>1,500,000.00</b>	<b>0.00</b>	<b>0.00</b>
02101	052102800400	0000000000000000	00000	50910899	22021057	Entertainment at Meetings	1,500,000.00	0.00	0.00
<b>CAPITAL EXPENDITURE</b>							<b>11,700,000.00</b>	<b>11,700,000.00</b>	
03101	052102800400	000020000070111	70713	50910899	23010122	Purchase of Office Equipment	129,382.50	129,382.50	
03101	052102800400	000020000070109	70732	50910899	32010701	Strengthen of Eye Care Service	6,370,617.50	6,370,617.50	
03101	052102800400	000020000070112	70731	50910899	23010112	Purchase of Office Furniture	162,500.00	162,500.00	
03101	052102800400	000020000070110	70712	50910899	32010908	Upgrading of Facilities and Equipment in Eye Care	5,037,500.00	5,037,500.00	

#### SUMMARY

<b>Recurrent Revenue</b>	7,342,399.00	0.00	0.00
<b>Capital Receipts</b>		0.00	0.00
<b>TOTAL</b>	<b>7,342,399.00</b>	<b>0.00</b>	<b>0.00</b>
<b>Personnel Cost</b>	37,276,388.84	0.00	0.00
<b>Overhead Cost</b>	8,618,283.00	0.00	0.00
<b>Consolidated Revenue Charges</b>			0.00
<b>SUB-TOTAL</b>	45,894,671.84	0.00	0.00
<b>Capital Expenditure</b>	11,700,000.00	11,700,000.00	
<b>TOTAL</b>	<b>57,594,671.84</b>	<b>11,700,000.00</b>	<b>0.00</b>






# CROSS RIVER STATE CHART OF ACCOUNT 2020

## SOCIAL

### 052110400100 SNC SCHOOL OF NURSING, CALABAR

Fund	Administrative	Programme	Func	Geo	Economic	Description	Approved Budget 2020	Approved Provision 2019	Actual Rev./Exp. Jan -Aug 2019
<b>RECURRENT REVENUE</b>							<b>10,000,000.00</b>	<b>2,480,000.00</b>	<b>3,216,000.00</b>
<b>12020600 SALES - GENERAL</b>							<b>5,575,000.00</b>	<b>300,000.00</b>	<b>0.00</b>
02101	052110400100	0000000000000000	00000	50910899	12020616	Sales Of Forms	5,575,000.00	300,000.00	0.00
<b>12022000 FEES - GENERAL (CONT.)</b>							<b>4,425,000.00</b>	<b>2,180,000.00</b>	<b>3,216,000.00</b>
02101	052110400100	0000000000000000	00000	50910899	12022245	Workshop	825,000.00	300,000.00	455,000.00
02101	052110400100	0000000000000000	00000	50910899	12022216	Library Fees	660,000.00	240,000.00	364,000.00
02101	052110400100	0000000000000000	00000	50910899	12022140	Tuition and Other Fees from School	165,000.00	625,000.00	950,000.00
02101	052110400100	0000000000000000	00000	50910899	12022329	Sport Festival	1,650,000.00	625,000.00	920,000.00
02101	052110400100	0000000000000000	00000	50910899	12022215	Development Fees	1,125,000.00	390,000.00	527,000.00
<b>PERSONNEL COST</b>							<b>72,237,874.72</b>	<b>32,254,657.30</b>	<b>16,190,283.20</b>
<b>21010100 SALARIES AND WAGES</b>							<b>57,523,331.28</b>	<b>23,899,875.30</b>	<b>13,848,832.88</b>
02101	052110400100	0000000000000000	00000	50910899	21010101	Salary	57,523,331.28	23,899,875.30	13,848,832.88
<b>21020100 ALLOWANCES</b>							<b>14,714,543.44</b>	<b>8,354,782.00</b>	<b>2,341,450.32</b>
02101	052110400100	0000000000000000	00000	50910899	21020121	Call Duty Allowance	714,000.00	755,695.00	412,200.00
02101	052110400100	0000000000000000	00000	50910899	21020103	Leave Grant	862,664.52	157,214.10	70,812.08
02101	052110400100	0000000000000000	00000	50910899	21020132	Uniform Allowance_21020132	380,000.00	300,000.00	120,000.24
02101	052110400100	0000000000000000	00000	50910899	21020147	Shift Allowance	714,000.00	755,698.00	43,674.40
02101	052110400100	0000000000000000	00000	50910899	21020149	Science Teacher Allowance	4,241,249.60	4,451,060.10	719,080.16
02101	052110400100	0000000000000000	00000	50910899	21020104	Meal Subsidy_21020104	461,898.00	45,000.00	72,637.50
02101	052110400100	0000000000000000	00000	50910899	21020105	Rent	4,864,607.28	785,594.76	353,990.28
02101	052110400100	0000000000000000	00000	50910899	21020119	Uniform Allowance_21020119	20,000.04	20,000.04	11,666.69
02101	052110400100	0000000000000000	00000	50910899	21020115	Hazard Allowance	762,000.00	672,000.00	318,500.00
02101	052110400100	0000000000000000	00000	50910899	21020122	Clinical Practice Allowance	187,520.00	187,520.00	109,386.69
02101	052110400100	0000000000000000	00000	50910899	21020107	Utility	328,216.00	27,000.00	13,140.00
02101	052110400100	0000000000000000	00000	50910899	21020106	Transport	1,178,388.00	198,000.00	96,362.28
<b>OVERHEAD COST</b>							<b>8,794,032.00</b>	<b>2,549,980.00</b>	<b>0.00</b>
<b>22020100 TRAVEL AND TRANSPORT - GENERAL</b>							<b>200,000.00</b>	<b>140,250.00</b>	<b>0.00</b>
02101	052110400100	0000000000000000	00000	50910899	22020101	Local Travel and Transport	200,000.00	140,250.00	0.00
<b>22020200 UTILITIES - GENERAL</b>							<b>1,949,560.53</b>	<b>378,406.53</b>	<b>0.00</b>
02101	052110400100	0000000000000000	00000	50910899	22020206	Sewage Charges	80,000.00	80,000.00	0.00
02101	052110400100	0000000000000000	00000	50910899	22020202	Telephone Charges	18,922.53	18,922.53	0.00
02101	052110400100	0000000000000000	00000	50910899	22020201	Electricity Charges	1,200,000.00	100,000.00	0.00
02101	052110400100	0000000000000000	00000	50910899	22020212	Mails, Courier, Diplomatic Mail	50,638.00	50,618.00	0.00
02101	052110400100	0000000000000000	00000	50910899	22020205	Water Rates_22020205	600,000.00	128,866.00	0.00
<b>22020300 MATERIALS AND SUPPLIES - GENERAL</b>							<b>391,481.20</b>	<b>312,481.20</b>	<b>0.00</b>
02101	052110400100	0000000000000000	00000	50910899	22020305	Printing Of Non Security Documents	35,392.00	35,392.00	0.00
02101	052110400100	0000000000000000	00000	50910899	22020310	Teaching Aids / Instruction Materials	50,000.00	50,000.00	0.00
02101	052110400100	0000000000000000	00000	50910899	22020315	Office Material And Supplies	45,121.20	45,121.20	0.00
02101	052110400100	0000000000000000	00000	50910899	22020316	Computer Materials And Supplies_22020316	150,000.00	71,000.00	0.00






# CROSS RIVER STATE CHART OF ACCOUNT 2020

## SOCIAL

### 052110400100 SNC SCHOOL OF NURSING, CALABAR

Fund	Administrative	Programme	Functic	Geo	Economic	Description	Approved Budget 2020	Approved Provision 2019	Actual Rev./Exp. Jan -Aug 2019
02101	052110400100	0000000000000000	00000	50910899	22020302	Books_22020302	60,000.00	60,000.00	0.00
02101	052110400100	0000000000000000	00000	50910899	22020319	Reagent And Dressing	50,968.00	50,968.00	0.00
					<b>22020400</b>	<b>MAINTENANCE SERVICES - GENERAL</b>	<b>3,484,498.27</b>	<b>482,166.27</b>	<b>0.00</b>
02101	052110400100	0000000000000000	00000	50910899	22020405	Maintenance Of Plants/Generators	784,798.27	228,398.27	0.00
02101	052110400100	0000000000000000	00000	50910899	22020415	Maintenance Of Office Equipments	120,000.00	24,068.00	0.00
02101	052110400100	0000000000000000	00000	50910899	22020401	Maintenance Of Motor Vehicle/Transport Equipment	1,529,700.00	159,700.00	0.00
02101	052110400100	0000000000000000	00000	50910899	22020417	Maintenance Of Office Building	1,000,000.00	20,000.00	0.00
02101	052110400100	0000000000000000	00000	50910899	22020403	Maintenance Of Office Building / Residential Qtrs	50,000.00	50,000.00	0.00
					<b>22020600</b>	<b>OTHER SERVICES - GENERAL</b>	<b>1,728,400.00</b>	<b>268,600.00</b>	<b>0.00</b>
02101	052110400100	0000000000000000	00000	50910899	22020601	Security Services	1,588,400.00	238,400.00	0.00
02101	052110400100	0000000000000000	00000	50910899	22020639	Press And Public Relation/ Advertisement	140,000.00	30,200.00	0.00
					<b>22020700</b>	<b>CONSULTING AND PROFESSIONAL SERVICES - GEN</b>	<b>45,492.00</b>	<b>45,492.00</b>	<b>0.00</b>
02101	052110400100	0000000000000000	00000	50910899	22020702	Information Technology Consulting	45,492.00	45,492.00	0.00
					<b>22020900</b>	<b>FINANCIAL CHARGES - GENERAL</b>	<b>688,000.00</b>	<b>688,000.00</b>	<b>0.00</b>
02101	052110400100	0000000000000000	00000	50910899	22020901	Bank Charges (Other Than Interest)	688,000.00	688,000.00	0.00
					<b>22021000</b>	<b>MISCELLANEOUS EXPENSES GENERAL</b>	<b>306,600.00</b>	<b>234,584.00</b>	<b>0.00</b>
02101	052110400100	0000000000000000	00000	50910899	22021047	Servicom	41,600.00	41,600.00	0.00
02101	052110400100	0000000000000000	00000	50910899	22021057	Entertainment at Meetings	265,000.00	192,984.00	0.00
						<b>CAPITAL EXPENDITURE</b>	<b>320,025,300.00</b>	<b>150,000,000.00</b>	
03101	052110400100	099000000029301		50910899	23030105	Bank Charges		650,000.00	
03101	052110400100	099000000029307	70131	50910899	23010142	Equipping of Science Laboratory	12,431,260.00	3,431,260.00	
03101	052110400100	099000000029306	70731	50910899	23050116	Procurement of Textbooks/Journals	1,500,000.00	500,000.00	
03101	052110400100	099000000029305	70731	50910899	32010313	Procurement of Nos. Two (2) Lawn Mowers	400,000.00	400,000.00	
03101	052110400100	099000000029304	70161	50910899	23010112	Furnishing of Principal/Staff Offices	3,814,600.00	1,814,600.00	
03101	052110400100	099000000029308	70131	50910899	32010904	Purchase of Demonstrative Room Equipment	3,892,800.00	1,892,800.00	
03101	052110400100	099000000029302	70131	50910899	23030105	Equipping of Library	4,350,000.00	1,350,000.00	
03101	052110400100	099000000029322	70131	50910899	23010113	Purchase of Computer and Accessories	2,334,000.00	500,000.00	
03101	052110400100	099000000029311	70961	50910899	23010124	Purchase of Classroom Desk/Equipments	2,800,000.00	800,000.00	
03101	052110400100	099000000029323	70712	50910899	23050115	Purchase of Reagent	3,000,000.00	500,000.00	
03101	052110400100	099000000029309	70134	50910899	23050105	Bidding activities, Project consultancy, Supervision/Monitoring including preparation of BOQS drawings and	1,000,000.00	500,000.00	
03101	052110400100	099000000029303	70971	50910899	23050104	Post Academic Qualification Requirement/Convocation	2,500,000.00	1,500,000.00	
03101	052110400100	099000000029317	70161	50910899	32010615	Purchase of Widows Blinds/Curtains	1,000,000.00	500,000.00	
03101	052110400100	099000000029320	70641	50910899	23030104	Sinking of 2Nos. Boreholes	2,000,000.00	1,000,000.00	
03101	052110400100	099000000029319	70131	50910899	32030104	Construction /Designing of Signage Post	750,000.00	750,000.00	
03101	052110400100	099000000029321	70131	50910899	23050114	Manpower Development and Staff Training	2,075,000.00	500,000.00	
03101	052110400100	099000000029318	70811	50910899	23030111	Rehabilitation of Sport Facilities	2,395,520.00	1,395,520.00	
03101	052110400100	099000000029316	70161	50910899	23030105	Supply and Laying Tiles to all Offices	1,432,120.00	432,120.00	





# CROSS RIVER STATE CHART OF ACCOUNT 2020

## SOCIAL

### 052110400100 SNC SCHOOL OF NURSING, CALABAR

<u>Fund</u>	<u>Administrative</u>	<u>Programme</u>	<u>Functic</u>	<u>Geo</u>	<u>Economic</u>	<u>Description</u>	<u>Approved Budget 2020</u>	<u>Approved Provision 2019</u>	<u>Actual Rev./Exp.</u> <u>Jan -Aug 2019</u>
03101	052110400100	099000000029315	70971	50910899	23050111	Accreditation Visit	4,000,000.00	1,500,000.00	
03101	052110400100	099000000029314	70451	50910899	23010105	Refurbishing of Vehicles	1,350,000.00	250,000.00	
03101	052110400100	099000000029313	70731	50910899	23010112	Equipping of Auditorium/Student Hostel	15,000,000.00	2,000,000.00	
03101	052110400100	099000000029312	70161	50910899	23020101	Construction of 2 Nos. Storey Building for Hostel	250,000,000.00	126,833,700.00	
03101	052110400100	099000000029310	70931	50910899	23050101	Conduct of common External and Internal Examination	2,000,000.00	1,000,000.00	

#### SUMMARY

<b>Recurrent Revenue</b>	10,000,000.00	2,480,000.00	3,216,000.00
<b>Capital Receipts</b>		0.00	0.00
<b>TOTAL</b>	<b>10,000,000.00</b>	<b>2,480,000.00</b>	<b>3,216,000.00</b>
<b>Personnel Cost</b>	72,237,874.72	32,254,657.30	16,190,283.20
<b>Overhead Cost</b>	8,794,032.00	2,549,980.00	0.00
<b>Consolidated Revenue Charges</b>			0.00
<b>SUB-TOTAL</b>	81,031,906.72	34,804,637.30	16,190,283.20
<b>Capital Expenditure</b>	320,025,300.00	150,000,000.00	
<b>TOTAL</b>	<b>401,057,206.72</b>	<b>184,804,637.30</b>	<b>16,190,283.20</b>

30-2-2020  
 CERTIFIED TRUE COPY



# CROSS RIVER STATE CHART OF ACCOUNT 2020

## SOCIAL

### 052110400200 SNI SCHOOL OF NURSING, ITIGIDI

Fund	Administrative	Programme	Func	Geo	Economic	Description	Approved Budget 2020	Approved Provision 2019	Actual Rev./Exp. Jan -Aug 2019
<b>RECURRENT REVENUE</b>							<b>19,802,000.00</b>	<b>17,764,600.00</b>	<b>17,522,000.00</b>
<b>12020400 FEES - GENERAL</b>							<b>4,987,000.00</b>	<b>4,372,000.00</b>	<b>4,427,000.00</b>
02101	052110400200	0000000000000000	00000	50910899	12020456	School Tuition/Registration/Examination Fees - Others	2,710,000.00	2,084,000.00	2,420,000.00
02101	052110400200	0000000000000000	00000	50910899	12020465	Sports/Recreational Facilities Fees	1,771,000.00	1,784,000.00	1,561,000.00
02101	052110400200	0000000000000000	00000	50910899	12020482	Resit Fees	506,000.00	504,000.00	446,000.00
<b>12020700 EARNINGS -GENERAL</b>							<b>5,023,000.00</b>	<b>6,235,200.00</b>	<b>4,345,000.00</b>
02101	052110400200	0000000000000000	00000	50910899	12020763	Earnings From External Examination	1,915,000.00	3,153,600.00	1,638,000.00
02101	052110400200	0000000000000000	00000	50910899	12020772	Florence Nightengale Fee	1,825,000.00	1,807,200.00	1,573,000.00
02101	052110400200	0000000000000000	00000	50910899	12020785	Proceeds From Internal Exams	1,283,000.00	1,274,400.00	1,134,000.00
<b>12022000 FEES - GENERAL (CONT.)</b>							<b>9,792,000.00</b>	<b>7,157,400.00</b>	<b>8,750,000.00</b>
02101	052110400200	0000000000000000	00000	50910899	12022215	Development Fees	1,463,000.00	566,000.00	1,324,000.00
02101	052110400200	0000000000000000	00000	50910899	12022243	Hostel	1,680,000.00	1,641,000.00	1,509,000.00
02101	052110400200	0000000000000000	00000	50910899	12022217	Reagent Fees	1,265,000.00	850,000.00	1,115,000.00
02101	052110400200	0000000000000000	00000	50910899	12022216	Library Fees	1,084,000.00	1,065,600.00	968,000.00
02101	052110400200	0000000000000000	00000	50910899	12022244	Parttime Lecture Fees	1,590,000.00	1,569,600.00	1,414,000.00
02101	052110400200	0000000000000000	00000	50910899	12022247	Hospital/Community - Based Clinical Practice/Clinical Fees	1,355,000.00	133,200.00	1,210,000.00
02101	052110400200	0000000000000000	00000	50910899	12022245	Workshop	1,355,000.00	1,332,000.00	1,210,000.00
<b>PERSONNEL COST</b>							<b>78,271,641.00</b>	<b>67,024,704.00</b>	<b>0.00</b>
<b>21010100 SALARIES AND WAGES</b>							<b>66,933,989.80</b>	<b>51,902,163.00</b>	<b>0.00</b>
02101	052110400200	0000000000000000	00000	50910899	21010101	Salary	66,933,989.80	51,902,163.00	0.00
<b>21020100 ALLOWANCES</b>							<b>11,337,651.20</b>	<b>15,122,541.00</b>	<b>0.00</b>
02101	052110400200	0000000000000000	00000	50910899	21020119	Uniform Allowance_21020119	170,000.00	523,200.00	0.00
02101	052110400200	0000000000000000	00000	50910899	21020132	Uniform Allowance_21020132	250,020.00	280,001.00	0.00
02101	052110400200	0000000000000000	00000	50910899	21020134	Teaching Allowance	256,221.00	316,077.00	0.00
02101	052110400200	0000000000000000	00000	50910899	21020137	Non Clinical Allowance	3,230,516.00	2,444,225.00	0.00
02101	052110400200	0000000000000000	00000	50910899	21020115	Hazard Allowance	761,000.00	1,832,663.00	0.00
02101	052110400200	0000000000000000	00000	50910899	21020106	Transport	555,174.00	718,276.00	0.00
02101	052110400200	0000000000000000	00000	50910899	21020105	Rent	2,222,181.20	2,443,049.00	0.00
02101	052110400200	0000000000000000	00000	50910899	21020104	Meal Subsidy_21020104	124,924.00	163,244.00	0.00
02101	052110400200	0000000000000000	00000	50910899	21020103	Leave Grant	454,656.00	488,610.00	0.00
02101	052110400200	0000000000000000	00000	50910899	21020151	Shifting	1,063,243.00	1,813,673.00	0.00
02101	052110400200	0000000000000000	00000	50910899	21020107	Utility	51,854.00	97,946.00	0.00
02101	052110400200	0000000000000000	00000	50910899	21020117	Rural Allowance	2,197,862.00	4,001,577.00	0.00
<b>OVERHEAD COST</b>							<b>4,538,559.00</b>	<b>2,869,999.00</b>	<b>0.00</b>
<b>22020100 TRAVEL AND TRANSPORT - GENERAL</b>							<b>240,000.00</b>	<b>240,000.00</b>	<b>0.00</b>
02101	052110400200	0000000000000000	00000	50910899	22020102	Local Travel and Transport	240,000.00	240,000.00	0.00
<b>22020200 UTILITIES - GENERAL</b>							<b>182,628.00</b>	<b>182,628.00</b>	<b>0.00</b>
02101	052110400200	0000000000000000	00000	50910899	22020202	Telephone Charges	23,200.00	23,200.00	0.00






# CROSS RIVER STATE CHART OF ACCOUNT 2020

## SOCIAL

### 052110400200 SNI SCHOOL OF NURSING, ITIGIDI

Fund	Administrative	Programme	Func	Geo	Economic	Description	Approved Budget 2020	Approved Provision 2019	Actual Rev./Exp. Jan -Aug 2019
02101	052110400200	0000000000000000	00000	50910899	22020211	Other Utility	19,695.00	19,695.00	0.00
02101	052110400200	0000000000000000	00000	50910899	22020203	Internet Access Charges	50,000.00	50,000.00	0.00
02101	052110400200	0000000000000000	00000	50910899	22020205	Water Rates_22020205	39,733.00	39,733.00	0.00
02101	052110400200	0000000000000000	00000	50910899	22020201	Electricity Charges	50,000.00	50,000.00	0.00
<b>22020300 MATERIALS AND SUPPLIES - GENERAL</b>							<b>795,406.00</b>	<b>785,406.00</b>	<b>0.00</b>
02101	052110400200	0000000000000000	00000	50910899	22020305	Printing Of Non Security Documents	104,800.00	104,800.00	0.00
02101	052110400200	0000000000000000	00000	50910899	22020310	Teaching Aids / Instruction Materials	75,000.00	75,000.00	0.00
02101	052110400200	0000000000000000	00000	50910899	22020315	Office Material And Supplies	96,491.00	86,491.00	0.00
02101	052110400200	0000000000000000	00000	50910899	22020319	Reagent And Dressing	519,115.00	519,115.00	0.00
<b>22020400 MAINTENANCE SERVICES - GENERAL</b>							<b>1,713,750.00</b>	<b>1,424,500.00</b>	<b>0.00</b>
02101	052110400200	0000000000000000	00000	50910899	22020404	Maintenance Of Office / It Equipments	280,000.00	238,750.00	0.00
02101	052110400200	0000000000000000	00000	50910899	22020402	Maintenance Of Office Furniture	200,000.00	200,000.00	0.00
02101	052110400200	0000000000000000	00000	50910899	22020405	Maintenance Of Plants/Generators	390,000.00	142,000.00	0.00
02101	052110400200	0000000000000000	00000	50910899	22020401	Maintenance Of Motor Vehicle/Transport Equipment	843,750.00	843,750.00	0.00
<b>22020500 TRAINING - GENERAL</b>							<b>1,355,000.00</b>	<b>0.00</b>	<b>0.00</b>
02101	052110400200	0000000000000000	00000	50910899	22020506	Special Workshops And Seminar	1,355,000.00	0.00	0.00
<b>22020900 FINANCIAL CHARGES - GENERAL</b>							<b>36,000.00</b>	<b>21,691.00</b>	<b>0.00</b>
02101	052110400200	0000000000000000	00000	50910899	22020911	Cost of Transactions (Fees, Charges, MDA Returns)	36,000.00	21,691.00	0.00
<b>22021000 MISCELLANEOUS EXPENSES GENERAL</b>							<b>215,775.00</b>	<b>215,774.00</b>	<b>0.00</b>
02101	052110400200	0000000000000000	00000	50910899	22021057	Entertainment at Meetings	215,775.00	215,774.00	0.00
<b>22030100 OTHER SERVICES - GENERAL (CONT.)</b>							<b>0.00</b>	<b>0.00</b>	<b>0.00</b>
02101	052110400200	0000000000000000	00000	50910899	22030125	Rent and Rent Arreas	0.00	0.00	0.00
<b>CAPITAL EXPENDITURE</b>							<b>496,673,585.99</b>	<b>545,061,147.00</b>	
03101	052110400200	099000000011230		50910899	23020111	Purchase of Reagents			
03101	052110400200	099000000011225	70131	50910899	23020106	Construction of Principal House	3,515,866.00	3,515,866.00	
03101	052110400200	099000000011204	70731	50910899	23030120	Rehabilitation of Administrative Block	8,361,074.00	8,361,074.00	
03101	052110400200	099000000011211	70734	50910899	23020101	Completion of 3 Storey Hostel Block	58,000,000.00	253,698,261.01	
03101	052110400200	099000000011234	70161	50910899	23030101	Completion of 3 Bedroom Flat (Semi-Detached)	1,055,669.00	1,055,669.00	
03101	052110400200	099000000011202	70131	50910899	23050114	Manpower Development	4,000,000.00	4,000,000.00	
03101	052110400200	099000000011201	70961	50910899	23010124	Purchase of Classroom Equipment	5,000,000.00	5,000,000.00	
03101	052110400200	099000000011212	70641	50910899	23030104	Water Reticulation to all Buildings	153,000,000.00	5,689,300.00	
03101	052110400200	099000000011233	70161	50910899	23030101	Procurement and Installation of Hostel Facilities	10,000,000.00	10,000,000.00	
03101	052110400200	099000000011206	70551	50910899	23020120	Construction of Perimeter Fence(Staff Quarter)	15,264,352.00	15,264,352.00	
03101	052110400200	099000000011231	70971	50910899	23020111	Design and construction of staff Resource Room	10,000,000.00	10,000,000.00	
03101	052110400200	099000000011205	70731	50910899	23030105	Renovation/Expansion of Library Block	8,941,774.00	8,941,774.00	
03101	052110400200	099000000011229	70451	50910899	23010105	Refurbishing of School Bus/Official Vehicle	12,679,917.00	12,679,917.00	
03101	052110400200	099000000011228	70131	50910899	23050105	Consultancy Services	2,000,000.00	2,000,000.00	
03101	052110400200	099000000011227		50910899	23050105	Renovation/Expansion of Demonstration Room			
03101	052110400200	099000000011226	70133	50910899	23010112	Equipping of Student's Common Room	3,500,000.00	3,500,000.00	





# CROSS RIVER STATE CHART OF ACCOUNT 2020

## SOCIAL

### 052110400200 SNI SCHOOL OF NURSING, ITIGIDI

Fund	Administrative	Programme	Functic	Geo	Economic	Description	Approved Budget 2020	Approved Provision 2019	Actual Rev./Exp. Jan -Aug 2019
03101	052110400200	099000000011232	70461	50910899	23030126	Installation and Subscription of ICT Equipment	7,000,000.00	7,000,000.00	
03101	052110400200	099000000011217	70731	50910899	23010122	Construction of 3Bedroom Matron's House	724,348.99	724,348.99	
03101	052110400200	099000000011218	70731	50910899	23010122	Construction of Two(2) Bedrooms(Semi-Detached) 3Nos.	2,439,955.00	2,439,955.00	
03101	052110400200	099000000011220	70451	50910899	23010105	Purchase of Utility Vehicle	25,000,000.00	25,000,000.00	
03101	052110400200	099000000011221	70731	50910899	32010905	Equipping of Home Matron's Office	1,500,000.00	1,500,000.00	
03101	052110400200	099000000011203	70731	50910899	32010313	Procurement of 5 Lawn Mowers	1,500,000.00	1,500,000.00	
03101	052110400200	099000000011222	70541	50910899	23040102	Landscaping /Drain Channel of School Premises	13,705,018.00	13,705,018.00	
03101	052110400200	099000000011207	70551	50910899	23020120	Construction of Perimeter Fencing of School Premises	7,905,343.00	7,905,343.00	
03101	052110400200	099000000011210	70734	50910899	23050101	Completion of 2 Storey Hostel	116,529,306.00	116,529,306.00	
03101	052110400200	099000000011219	70131	50910899	23020106	Construction of Cafeteria and Kitchen			
03101	052110400200	099000000011223	70734	50910899	23020106	Renovation of 2 Story Hostel Blocks	724,349.00	724,349.00	
03101	052110400200	099000000011216	70131	50910899	23010122	Construction of 3 Bedroom Flat(Semi-Detached)	1,055,669.00	1,055,669.00	
03101	052110400200	099000000011215	70131	50910899	23030127	Construction of Science Laboratory	1,100,466.00	1,100,466.00	
03101	052110400200	099000000011214	70161	50910899	23030101	Renovation of Principal's Office	7,670,479.00	7,670,479.00	
03101	052110400200	099000000011213	70971	50910899	23050111	Accreditation Visit	10,000,000.00	10,000,000.00	
03101	052110400200	099000000011224	70321	50910899	32010512	Purchase of Fire Extinguishers	3,000,000.00	3,000,000.00	
03101	052110400200	099000000011209	70931	50910899	23050101	Internal Exam and External Exams			
03101	052110400200	099000000011208	70931	50910899	23050101	Conduct of Common Entrance Examination	1,500,000.00	1,500,000.00	

#### SUMMARY

<b>Recurrent Revenue</b>	19,802,000.00	17,764,600.00	17,522,000.00
<b>Capital Receipts</b>		0.00	0.00
<b>TOTAL</b>	<b>19,802,000.00</b>	<b>17,764,600.00</b>	<b>17,522,000.00</b>
<b>Personnel Cost</b>	78,271,641.00	67,024,704.00	0.00
<b>Overhead Cost</b>	4,538,559.00	2,869,999.00	0.00
<b>Consolidated Revenue Charges</b>			0.00
<b>SUB-TOTAL</b>	82,810,200.00	69,894,703.00	0.00
<b>Capital Expenditure</b>	496,673,585.99	545,061,147.00	
<b>TOTAL</b>	<b>579,483,785.99</b>	<b>614,955,850.00</b>	<b>0.00</b>








# CROSS RIVER STATE CHART OF ACCOUNT 2020

## SOCIAL

### 052110400300 CSNO CENTRAL SCHOOL OF NURSING, OGOJA

Fund	Administrative	Programme	Func	Geo	Economic	Description	Approved Budget 2020	Approved Provision 2019	Actual Rev./Exp. Jan -Aug 2019
<b>RECURRENT REVENUE</b>							<b>7,295,000.00</b>	<b>7,700,000.00</b>	<b>153,000.00</b>
<b>12020400 FEES - GENERAL</b>							<b>1,455,000.00</b>	<b>1,455,000.00</b>	<b>0.00</b>
02101	052110400300	0000000000000000	00000	50910899	12020482	Resit Fees	200,000.00	200,000.00	0.00
02101	052110400300	0000000000000000	00000	50910899	12020465	Sports/Recreational Facilities Fees	700,000.00	700,000.00	0.00
02101	052110400300	0000000000000000	00000	50910899	12020448	Development Levies/Development Plan	555,000.00	555,000.00	0.00
<b>12020600 SALES - GENERAL</b>							<b>620,000.00</b>	<b>620,000.00</b>	<b>0.00</b>
02101	052110400300	0000000000000000	00000	50910899	12020650	Proceeds From Part-Time Lecturer Services	620,000.00	620,000.00	0.00
<b>12020700 EARNINGS -GENERAL</b>							<b>1,960,000.00</b>	<b>1,960,000.00</b>	<b>0.00</b>
02101	052110400300	0000000000000000	00000	50910899	12020772	Florence Nightengale Fee	715,000.00	715,000.00	0.00
02101	052110400300	0000000000000000	00000	50910899	12020763	Earnings From External Examination	740,000.00	740,000.00	0.00
02101	052110400300	0000000000000000	00000	50910899	12020785	Proceeds From Internal Exams	505,000.00	505,000.00	0.00
<b>12022000 FEES - GENERAL (CONT.)</b>							<b>3,260,000.00</b>	<b>3,665,000.00</b>	<b>153,000.00</b>
02101	052110400300	0000000000000000	00000	50910899	12022216	Library Fees	420,000.00	420,000.00	20,000.00
02101	052110400300	0000000000000000	00000	50910899	12022217	Reagent Fees	500,000.00	500,000.00	0.00
02101	052110400300	0000000000000000	00000	50910899	12022215	Development Fees	0.00	0.00	31,000.00
02101	052110400300	0000000000000000	00000	50910899	12022138	Stadium Hostel Fee_12022138	0.00	0.00	27,000.00
02101	052110400300	0000000000000000	00000	50910899	12022247	Hospital/Community - Based Clinical Practice/Clinical Fees	525,000.00	525,000.00	0.00
02101	052110400300	0000000000000000	00000	50910899	12022301	Medical Report Fee	120,000.00	525,000.00	25,000.00
02101	052110400300	0000000000000000	00000	50910899	12022243	Hostel	645,000.00	645,000.00	0.00
02101	052110400300	0000000000000000	00000	50910899	12022140	Tuition and Other Fees from School	1,050,000.00	1,050,000.00	50,000.00
<b>PERSONNEL COST</b>							<b>35,993,297.57</b>	<b>51,120,222.00</b>	<b>0.00</b>
<b>21010100 SALARIES AND WAGES</b>							<b>20,672,200.57</b>	<b>35,799,125.00</b>	<b>0.00</b>
02101	052110400300	0000000000000000	00000	50910899	21010101	Salary	20,672,200.57	35,799,125.00	0.00
<b>21020100 ALLOWANCES</b>							<b>15,321,097.00</b>	<b>15,321,097.00</b>	<b>0.00</b>
02101	052110400300	0000000000000000	00000	50910899	21020115	Hazard Allowance	462,000.00	462,000.00	0.00
02101	052110400300	0000000000000000	00000	50910899	21020103	Leave Grant	382,987.00	382,987.00	0.00
02101	052110400300	0000000000000000	00000	50910899	21020134	Teaching Allowance	4,708,590.00	4,708,590.00	0.00
02101	052110400300	0000000000000000	00000	50910899	21020132	Uniform Allowance_21020132	20,000.00	20,000.00	0.00
02101	052110400300	0000000000000000	00000	50910899	21020104	Meal Subsidy_21020104	97,689.00	97,689.00	0.00
02101	052110400300	0000000000000000	00000	50910899	21020106	Transport	2,112,297.00	2,112,297.00	0.00
02101	052110400300	0000000000000000	00000	50910899	21020101	Non Regular Allowances	3,180,000.00	3,180,000.00	0.00
02101	052110400300	0000000000000000	00000	50910899	21020113	Hard Allowance	42,000.00	42,000.00	0.00
02101	052110400300	0000000000000000	00000	50910899	21020107	Utility	58,601.00	58,601.00	0.00
02101	052110400300	0000000000000000	00000	50910899	21020105	Rent	2,214,812.00	2,214,812.00	0.00
02101	052110400300	0000000000000000	00000	50910899	21020119	Uniform Allowance_21020119	220,009.00	220,009.00	0.00
02101	052110400300	0000000000000000	00000	50910899	21020122	Clinical Practice Allowance	1,822,112.00	1,822,112.00	0.00
<b>OVERHEAD COST</b>							<b>6,740,000.00</b>	<b>7,904,106.00</b>	<b>0.00</b>
<b>22020100 TRAVEL AND TRANSPORT - GENERAL</b>							<b>1,140,000.00</b>	<b>1,140,000.00</b>	<b>0.00</b>





**CROSS RIVER STATE CHART OF ACCOUNT 2020**

**SOCIAL**

**052110400300 CSNO CENTRAL SCHOOL OF NURSING, OGOJA**

Fund	Administrative	Programme	Func	Geo	Economic	Description	Approved Budget 2020	Approved Provision 2019	Actual Rev./Exp. Jan -Aug 2019
02101	052110400300	0000000000000000	00000	50910899	22020101	Local Travel and Transport	1,140,000.00	1,140,000.00	0.00
					<b>22020300</b>	<b>MATERIALS AND SUPPLIES - GENERAL</b>	<b>951,937.00</b>	<b>1,451,937.00</b>	<b>0.00</b>
02101	052110400300	0000000000000000	00000	50910899	22020315	Office Material And Supplies	951,937.00	1,451,937.00	0.00
					<b>22020400</b>	<b>MAINTENANCE SERVICES - GENERAL</b>	<b>2,131,706.00</b>	<b>2,131,706.00</b>	<b>0.00</b>
02101	052110400300	0000000000000000	00000	50910899	22020401	Maintenance Of Motor Vehicle/Transport Equipment	2,131,706.00	2,131,706.00	0.00
					<b>22020500</b>	<b>TRAINING - GENERAL</b>	<b>740,000.00</b>	<b>1,404,106.00</b>	<b>0.00</b>
02101	052110400300	0000000000000000	00000	50910899	22020505	Workshops, Conference And Seminar	740,000.00	1,404,106.00	0.00
					<b>22020600</b>	<b>OTHER SERVICES - GENERAL</b>	<b>1,776,357.00</b>	<b>1,776,357.00</b>	<b>0.00</b>
02101	052110400300	0000000000000000	00000	50910899	22020601	Security Services	1,776,357.00	1,776,357.00	0.00
						<b>CAPITAL EXPENDITURE</b>	<b>375,893,142.00</b>	<b>158,819,942.00</b>	
03101	052110400300	099000000012415	70631	50910899	23020105	Installation of Water Retriculation	3,500,000.00	920,000.00	
03101	052110400300	099000000012430	70487	50910899	32010209	Surface Drainage	30,358,776.00	30,358,776.00	
03101	052110400300	099000000012416	70961	50910899	23010121	Purchase of Mattresses/Pillows	3,000,000.00	3,000,000.00	
03101	052110400300	099000000012426	70731	50910899	23020102	Equipping of Home Matron's House\Staff and Studets Sick Bay	0.00	1,950,000.00	
03101	052110400300	099000000012431	70487	50910899	32010512	Purchase of Fire Extinguishers	12,000,000.00	150,000.00	
03101	052110400300	099000000012429	70732	50910899	23050115	Construction of PlatForm in Auditatrium	0.00	300,000.00	
03101	052110400300	099000000012428	70731	50910899	23010141	Purchase of Nos .5 Lawn Mowers	400,000.00	400,000.00	
03101	052110400300	099000000012427	70731	50910899	23020101	Construction of Drainage round Generator House and Library	0.00	3,881,000.00	
03101	052110400300	099000000012425	70487	50910899	23020102	Renovation of Refectory/Kitchen Complex	0.00	0.00	
03101	052110400300	099000000012422	70721	50910899	23020112	Construction of Sports Field	2,000,000.00	1,730,830.00	
03101	052110400300	099000000012421	70133	50910899	23020101	Construction of Perimeter Fencing in the School and 2 room security post	5,000,000.00	2,068,169.00	
03101	052110400300	099000000012420	70133	50910899	32010511	Installation of Computers and Internet Service	5,000,000.00	1,500,000.00	
03101	052110400300	099000000012419	70732	50910899	23030120	Renovation of 2No Classroom Block 'A & B' and extension of demonstration room	9,000,000.00	2,703,400.00	
03101	052110400300	099000000012418	70731	50910899	23050111	Accreditation Visit	10,000,000.00	3,000,000.00	
03101	052110400300	099000000012417	70731	50910899	23020102	Construction of Home Matron Quarters/Sick Bay	3,000,000.00	3,000,000.00	
03101	052110400300	099000000012432	70721	50910899	23020120	Equipping of Student Common	8,000,000.00	150,000.00	
03101	052110400300	099000000012412	70961	50910899	23020102	Bank Charges		650,000.00	
03101	052110400300	099000000012410	70961	50910899	23020102	Construction of Student Lodge	1,000,000.00	899,000.00	
03101	052110400300	099000000012437	70741	50910899	23010102	Purchase of Reagents		350,000.00	
03101	052110400300	099000000012433	70732	50910899	23020120	Furnishing of Staff Conference Hall	15,000,000.00	679,515.00	
03101	052110400300	099000000012423	70443	50910899	23020101	Construction of Science Laboratory	7,500,000.00	20,000,000.00	
03101	052110400300	990000000030323	70741	50910899	23020102	Design and Construction of of various staff quarters	35,000,000.00	0.00	
03101	052110400300	099000000012436	70961	50910899	23010119	Purchase 100KVA Lister Generator	15,000,000.00	3,050,000.00	
03101	052110400300	990000000030322	70741	50910899	23030120	Furnishing of Student common lodge	5,000,000.00	0.00	
03101	052110400300	099000000012411	70961	50910899	23030120	Landscapping of the Entire School Compound	16,500,000.00		
03101	052110400300	099000000012409	70961	50910899	23050115	Construction of Laundry\Student Lodge	0.00	213,536.00	

**CERTIFIED TRUE COPY**



# CROSS RIVER STATE CHART OF ACCOUNT 2020

## SOCIAL

### 052110400300 CSNO CENTRAL SCHOOL OF NURSING, OGOJA

Fund	Administrative	Programme	Functic	Geo	Economic	Description	Approved Budget 2020	Approved Provision 2019	Actual Rev./Exp. Jan -Aug 2019
03101	052110400300	099000000012408	70961	50910899	23050115	Condu of External and Internal Examination	0.00	200,000.00	
03101	052110400300	990000000030321	70741	50910899	23010105	Procurement of 32 seater bus	50,000,000.00	0.00	
03101	052110400300	099000000012407	70732	50910899	23050105	Bidding activities, Project Consultancy, Supervision/Monitoring including preparation of BOQS drawings and Bank Charges	2,000,000.00	1,000,000.00	
03101	052110400300	990000000030320	70133	50910899	23030120	Renovation/Equiping of cafeteria	8,500,000.00	0.00	
03101	052110400300	099000000012401	70731	50910899	23010119	Procurement of and Installation of 334KVA Transformer	8,988,849.00	8,988,849.00	
03101	052110400300	099000000012435	70961	50910899	23010123	Purchase of Fire Proof Cabinet	1,500,000.00	1,000,000.00	
03101	052110400300	990000000030319	70133	50910899	23030120	Furnishing of Administrative Block	5,000,000.00	0.00	
03101	052110400300	099000000012406	70731	50910899	23010122	Purchase of Equipment	9,500,000.00	1,550,000.00	
03101	052110400300	099000000012434	70961	50910899	23050114	Manpower Development and Staff Training	0.00	1,500,000.00	
03101	052110400300	099000000012414	70951	50910899	23030126	Tilling of Classroom Blocks A and B	2,703,400.00		
03101	052110400300	099000000012424	70487	50910899	23050115	Construction of Walkways	3,881,000.00	0.00	
03101	052110400300	099000000012413	70961	50910899	23020102	Completion of 2 Nos.Storey Building for Female Hostel Phase 1	35,000,000.00	15,115,750.00	
03101	052110400300	099000000012403	70961	50910899	23050115	Procurement of Tables and Chairs for Auditorium	0.00	1,450,000.00	
03101	052110400300	099000000012404	70961	50910899	23020101	Construction of Aduditorium	45,061,117.00	45,061,117.00	
03101	052110400300	099000000012405	70731	50910899	23030127	Equipping of Science Laboratory	10,000,000.00	1,000,000.00	
03101	052110400300	099000000012402	70961	50910899	23010121	Procurement of Desks,Table Chairs and Lockers in Hostel	7,500,000.00	1,000,000.00	

#### SUMMARY

<b>Recurrent Revenue</b>	7,295,000.00	7,700,000.00	153,000.00
<b>Capital Receipts</b>		0.00	0.00
<b>TOTAL</b>	<b>7,295,000.00</b>	<b>7,700,000.00</b>	<b>153,000.00</b>
<b>Personnel Cost</b>	35,993,297.57	51,120,222.00	0.00
<b>Overhead Cost</b>	6,740,000.00	7,904,106.00	0.00
<b>Consolidated Revenue Charges</b>			0.00
<b>SUB-TOTAL</b>	42,733,297.57	59,024,328.00	0.00
<b>Capital Expenditure</b>	375,893,142.00	158,819,942.00	
<b>TOTAL</b>	<b>418,626,439.57</b>	<b>217,844,270.00</b>	<b>0.00</b>






# CROSS RIVER STATE CHART OF ACCOUNT 2020

## SOCIAL

### 052110600100 CHT COLLEGE OF HEALTH TECHNOLOGY

Fund	Administrative	Programme	Functic	Geo	Economic	Description	Approved Budget 2020	Approved Provision 2019	Actual Rev./Exp. Jan -Aug 2019
<b>RECURRENT REVENUE</b>							<b>117,748,752.63</b>	<b>288,552,187.00</b>	<b>0.00</b>
<b>12020600 SALES - GENERAL</b>							<b>77,336.84</b>	<b>350,000.00</b>	<b>0.00</b>
02101	052110600100	0000000000000000	00000	50910899	12020603	Sales Of ID Cards	77,336.84	350,000.00	0.00
<b>12020700 EARNINGS -GENERAL</b>							<b>24,996,284.21</b>	<b>210,620,007.00</b>	<b>0.00</b>
02101	052110600100	0000000000000000	00000	50910899	12020731	Proceeds From Common Entrance	19,243,894.74	201,600,007.00	0.00
02101	052110600100	0000000000000000	00000	50910899	12020785	Proceeds From Internal Exams	3,125,968.42	4,320,000.00	0.00
02101	052110600100	0000000000000000	00000	50910899	12020759	Earnings From Edu-Portal	2,626,421.05	4,700,000.00	0.00
<b>12022000 FEES - GENERAL (CONT.)</b>							<b>92,675,131.58</b>	<b>77,582,180.00</b>	<b>0.00</b>
02101	052110600100	0000000000000000	00000	50910899	12022216	Library Fees	3,943,105.26	2,880,000.00	0.00
02101	052110600100	0000000000000000	00000	50910899	12022215	Development Fees	9,910,263.16	12,960,000.00	0.00
02101	052110600100	0000000000000000	00000	50910899	12022214	Consultancy & Professional Services	14,335,351.58	4,320,000.00	0.00
02101	052110600100	0000000000000000	00000	50910899	12022139	Registration / Renewal Fees fo	36,430,126.31	31,680,000.00	0.00
02101	052110600100	0000000000000000	00000	50910899	12022218	Computer Fees	2,108,210.53	2,160,000.00	0.00
02101	052110600100	0000000000000000	00000	50910899	12022329	Sport Festival	4,830,000.00	2,640,000.00	0.00
02101	052110600100	0000000000000000	00000	50910899	12022328	Development/Maintenance	3,390,947.37	2,880,000.00	0.00
02101	052110600100	0000000000000000	00000	50910899	12022315	Exam Material Fee	3,483,789.47	4,320,000.00	0.00
02101	052110600100	0000000000000000	00000	50910899	12022301	Medical Report Fee	5,329,263.16	3,024,000.00	0.00
02101	052110600100	0000000000000000	00000	50910899	12022243	Hostel	2,437,894.74	5,760,000.00	0.00
02101	052110600100	0000000000000000	00000	50910899	12022227	Engineering Services Fee	78,180.00	78,180.00	0.00
02101	052110600100	0000000000000000	00000	50910899	12022217	Reagent Fees	3,007,052.63	2,000,000.00	0.00
02101	052110600100	0000000000000000	00000	50910899	12022219	Compound Maintenance	3,390,947.37	2,880,000.00	0.00
<b>PERSONNEL COST</b>							<b>942,310,698.42</b>	<b>895,535,128.76</b>	<b>0.00</b>
<b>21010100 SALARIES AND WAGES</b>							<b>684,752,482.40</b>	<b>662,204,071.11</b>	<b>0.00</b>
02101	052110600100	0000000000000000	00000	50910899	21010101	Salary	684,752,482.40	662,204,071.11	0.00
<b>21020100 ALLOWANCES</b>							<b>257,558,216.02</b>	<b>233,331,057.65</b>	<b>0.00</b>
02101	052110600100	0000000000000000	00000	50910899	21020105	Rent	133,873,421.17	132,858,836.00	0.00
02101	052110600100	0000000000000000	00000	50910899	21020115	Hazard Allowance	14,535,000.00	14,640,000.00	0.00
02101	052110600100	0000000000000000	00000	50910899	21020123	Casual Staff Allowance	18,200,000.00	18,200,000.00	0.00
02101	052110600100	0000000000000000	00000	50910899	21020128	Government House Staff Allowance (Ccs)	9,792,000.00	9,792,000.00	0.00
02101	052110600100	0000000000000000	00000	50910899	21020132	Uniform Allowance_21020132	460,000.00	460,000.00	0.00
02101	052110600100	0000000000000000	00000	50910899	21020133	Teaching Rural Allowance	23,284,502.27	21,080,859.77	0.00
02101	052110600100	0000000000000000	00000	50910899	21020151	Shifting	306,907.38	0.00	0.00
02101	052110600100	0000000000000000	00000	50910899	21020137	Non Clinical Allowance	46,363,132.38	24,744,018.59	0.00
02101	052110600100	0000000000000000	00000	50910899	21020171	Wardrobe Allowance	4,200,000.00	4,200,000.00	0.00
02101	052110600100	0000000000000000	00000	50910899	21020147	Shift Allowance	2,043,252.82	2,021,717.29	0.00
02101	052110600100	0000000000000000	00000	50910899	21020152	Sfp	4,500,000.00	1,383,626.00	0.00
02101	052110600100	0000000000000000	00000	50910899	21020143	Principal Officers Allowance	0.00	3,950,000.00	0.00
<b>OVERHEAD COST</b>							<b>502,572,792.95</b>	<b>281,501,776.20</b>	<b>0.00</b>
<b>22020100 TRAVEL AND TRANSPORT - GENERAL</b>							<b>36,810,963.44</b>	<b>20,096,656.00</b>	<b>0.00</b>






# CROSS RIVER STATE CHART OF ACCOUNT 2020

## SOCIAL

### 052110600100 CHT COLLEGE OF HEALTH TECHNOLOGY

Fund	Administrative	Programme	Funcit	Geo	Economic	Description	Approved Budget 2020	Approved Provision 2019	Actual Rev./Exp. Jan -Aug 2019
02101	052110600100	0000000000000000	00000	50910899	22020102	Local Travel and Transport	26,810,963.44	20,096,656.00	0.00
02101	052110600100	0000000000000000	00000	50910899	22020103	International Travel and Transport	10,000,000.00	0.00	0.00
					<b>22020200</b>	<b>UTILITIES - GENERAL</b>	<b>51,146,181.68</b>	<b>37,519,303.50</b>	<b>0.00</b>
02101	052110600100	0000000000000000	00000	50910899	22020202	Telephone Charges	4,748,175.12	3,487,452.72	0.00
02101	052110600100	0000000000000000	00000	50910899	22020201	Electricity Charges	10,165,562.48	7,495,023.18	0.00
02101	052110600100	0000000000000000	00000	50910899	22020206	Sewage Charges	4,516,115.04	3,931,857.36	0.00
02101	052110600100	0000000000000000	00000	50910899	22020212	Mails, Courier, Diplomatic Mail	2,207,124.36	2,207,124.36	0.00
02101	052110600100	0000000000000000	00000	50910899	22020211	Other Utility	6,443,316.60	2,887,896.48	0.00
02101	052110600100	0000000000000000	00000	50910899	22020205	Water Rates_22020205	5,360,493.84	1,411,285.56	0.00
02101	052110600100	0000000000000000	00000	50910899	22020203	Internet Access Charges	17,705,394.24	16,098,663.84	0.00
					<b>22020300</b>	<b>MATERIALS AND SUPPLIES - GENERAL</b>	<b>95,368,751.87</b>	<b>49,708,712.88</b>	<b>0.00</b>
02101	052110600100	0000000000000000	00000	50910899	22020316	Computer Materials And Supplies_22020316	7,934,800.00	5,733,600.00	0.00
02101	052110600100	0000000000000000	00000	50910899	22020315	Office Material And Supplies	10,626,505.75	8,990,003.36	0.00
02101	052110600100	0000000000000000	00000	50910899	22020314	Other Material and Supplies	5,508,551.16	3,768,681.12	0.00
02101	052110600100	0000000000000000	00000	50910899	22020310	Teaching Aids / Instruction Materials	6,451,503.16	960,240.00	0.00
02101	052110600100	0000000000000000	00000	50910899	22020302	Books_22020302	4,431,120.00	4,431,120.00	0.00
02101	052110600100	0000000000000000	00000	50910899	22020305	Printing Of Non Security Documents	9,315,276.76	6,583,720.00	0.00
02101	052110600100	0000000000000000	00000	50910899	22020306	Printing Of Security Documents	3,053,000.00	3,053,000.00	0.00
02101	052110600100	0000000000000000	00000	50910899	22020319	Reagent And Dressing	12,357,317.04	1,074,794.64	0.00
02101	052110600100	0000000000000000	00000	50910899	22020309	Uniforms and Other Clothing	33,346,124.24	12,469,000.00	0.00
02101	052110600100	0000000000000000	00000	50910899	22020308	Field and Camping Materials Supplies	2,344,553.76	2,644,553.76	0.00
					<b>22020400</b>	<b>MAINTENANCE SERVICES - GENERAL</b>	<b>75,926,105.56</b>	<b>60,697,892.12</b>	<b>0.00</b>
02101	052110600100	0000000000000000	00000	50910899	22020417	Maintenance Of Office Building	5,382,155.04	2,498,016.52	0.00
02101	052110600100	0000000000000000	00000	50910899	22020402	Maintenance Of Office Furniture	4,975,251.48	2,309,083.68	0.00
02101	052110600100	0000000000000000	00000	50910899	22020401	Maintenance Of Motor Vehicle/Transport Equipment	9,569,712.00	9,569,712.00	0.00
02101	052110600100	0000000000000000	00000	50910899	22020420	Maintenance -Others Infrastructure (diesel)	1,410,080.00	1,410,080.00	0.00
02101	052110600100	0000000000000000	00000	50910899	22020414	Maintenance Of Computer And It Equipments	1,320,000.00	1,320,000.00	0.00
02101	052110600100	0000000000000000	00000	50910899	22020415	Maintenance Of Office Equipments	13,461,142.24	8,079,935.12	0.00
02101	052110600100	0000000000000000	00000	50910899	22020406	Other Maintenance Services	293,184.00	293,184.00	0.00
02101	052110600100	0000000000000000	00000	50910899	22020405	Maintenance Of Plants/Generators	30,647,583.00	30,647,583.00	0.00
02101	052110600100	0000000000000000	00000	50910899	22020404	Maintenance Of Office / It Equipments	8,866,997.80	4,570,297.80	0.00
					<b>22020500</b>	<b>TRAINING - GENERAL</b>	<b>29,849,019.24</b>	<b>22,199,046.60</b>	<b>0.00</b>
02101	052110600100	0000000000000000	00000	50910899	22020506	Special Workshops And Seminar	939,350.40	0.00	0.00
02101	052110600100	0000000000000000	00000	50910899	22020505	Workshops, Conference And Seminar	9,400,973.76	7,925,292.24	0.00
02101	052110600100	0000000000000000	00000	50910899	22020501	Local Training	19,508,695.08	14,273,754.36	0.00
					<b>22020600</b>	<b>OTHER SERVICES - GENERAL</b>	<b>152,953,720.68</b>	<b>49,147,502.30</b>	<b>0.00</b>
02101	052110600100	0000000000000000	00000	50910899	22020635	Other Service	1,029,022.44	142,169.64	0.00
02101	052110600100	0000000000000000	00000	50910899	22020639	Press And Public Relation/ Advertisement	7,847,948.88	7,847,948.88	0.00
02101	052110600100	0000000000000000	00000	50910899	22020625	Examination Expenses	8,959,618.56	1,200,000.00	0.00






# CROSS RIVER STATE CHART OF ACCOUNT 2020

## SOCIAL

### 052110600100 CHT COLLEGE OF HEALTH TECHNOLOGY

Fund	Administrative	Programme	Func	Geo	Economic	Description	Approved Budget 2020	Approved Provision 2019	Actual Rev./Exp. Jan -Aug 2019
02101	052110600100	0000000000000000	00000	50910899	22020628	Guidance And Counselling	4,183,678.56	4,183,678.56	0.00
02101	052110600100	0000000000000000	00000	50910899	22020626	Expenses On Accreditation Of College Programmes	104,434,716.24	13,774,969.22	0.00
02101	052110600100	0000000000000000	00000	50910899	22020630	Hostel Expenses	7,500,000.00	3,000,000.00	0.00
02101	052110600100	0000000000000000	00000	50910899	22020601	Security Services	18,998,736.00	18,998,736.00	0.00
<b>22020700 CONSULTING AND PROFESSIONAL SERVICES - GEN</b>							<b>34,820,181.84</b>	<b>23,269,859.64</b>	<b>0.00</b>
02101	052110600100	0000000000000000	00000	50910899	22020712	International Consultant Fee	559,272.00	132,732.00	0.00
02101	052110600100	0000000000000000	00000	50910899	22020718	Professional And Consultancy Services	1,999,992.00	1,989,342.00	0.00
02101	052110600100	0000000000000000	00000	50910899	22020701	Financial Consulting	2,540,248.00	2,540,248.00	0.00
02101	052110600100	0000000000000000	00000	50910899	22020702	Information Technology Consulting	2,275,712.00	1,100,832.00	0.00
02101	052110600100	0000000000000000	00000	50910899	22020703	Legal Services	360,360.00	360,360.00	0.00
02101	052110600100	0000000000000000	00000	50910899	22020704	Engineering Services	885,924.00	844,860.00	0.00
02101	052110600100	0000000000000000	00000	50910899	22020705	Architectural Services	1,541,808.00	1,027,872.00	0.00
02101	052110600100	0000000000000000	00000	50910899	22020723	External Audit Fees	3,600,000.00	1,800,000.00	0.00
02101	052110600100	0000000000000000	00000	50910899	22020720	Research, Survey and Field Investigation	4,510,140.00	981,528.00	0.00
02101	052110600100	0000000000000000	00000	50910899	22020708	Medical Consulting	16,546,725.84	12,492,085.64	0.00
<b>22020900 FINANCIAL CHARGES - GENERAL</b>							<b>3,496,416.00</b>	<b>156,000.00</b>	<b>0.00</b>
02101	052110600100	0000000000000000	00000	50910899	22020901	Bank Charges (Other Than Interest)	3,496,416.00	156,000.00	0.00
<b>22021000 MISCELLANEOUS EXPENSES GENERAL</b>							<b>22,201,452.64</b>	<b>18,706,803.16</b>	<b>0.00</b>
02101	052110600100	0000000000000000	00000	50910899	22021052	Financial Assistance	530,400.00	530,400.00	0.00
02101	052110600100	0000000000000000	00000	50910899	22021008	Subscription To Professional Bodies	1,534,728.00	497,364.00	0.00
02101	052110600100	0000000000000000	00000	50910899	22021047	Servicom	30,600.00	30,600.00	0.00
02101	052110600100	0000000000000000	00000	50910899	22021014	Annual Budget Expenses and Administration	3,500,000.00	2,500,000.00	0.00
02101	052110600100	0000000000000000	00000	50910899	22021048	Burial	10,662,296.64	10,558,593.16	0.00
02101	052110600100	0000000000000000	00000	50910899	22021057	Entertainment at Meetings	5,943,428.00	4,589,846.00	0.00
<b>CAPITAL EXPENDITURE</b>							<b>394,700,000.00</b>	<b>323,700,000.00</b>	
03101	052110600100	099000000029466	70133	50910899	23030120	Conversion of Environment Departmental to Storey Building/Classroom	46,000,000.00	25,000,000.00	
03101	052110600100	099000000029467	70133	50910899	23030120	Restructure and Remodel of Cafeteria to a Storey Building/Furnishing for a Multi-Purpose Use	50,000,000.00	50,000,000.00	
03101	052110600100	099000000029468	70133	50910899	23010112	Furnishing of Governing Council Office/Conference Hall	5,000,000.00	5,000,000.00	
03101	052110600100	099000000029465	70971	50910899	23050111	Accreditation	76,000,000.00	46,000,000.00	
03101	052110600100	099000000029464	70451	50910899	23010105	Purchase of Vehicles for Principal Officers			
03101	052110600100	099000000029463	70161	50910899	23020101	Completion of Works on Three Storey Female Hostel Block	50,450,000.00	50,450,000.00	
03101	052110600100	099000000029461	70150	50910899	23010142	Equipping of New ICT Laboratory	5,200,000.00	5,200,000.00	
03101	052110600100	099000000029458	70131	50910899	32010915	Upgrade of the College Library/ICT Unit	5,000,000.00	5,000,000.00	
03101	052110600100	099000000029456	70961	50910899	23050109	Research Grant	5,000,000.00	5,000,000.00	
03101	052110600100	099000000029469	70486	50910899	23010140	ICT Upgrade for Bursary Department	8,000,000.00	8,000,000.00	
03101	052110600100	099000000029459	70961	50910899	23050104	Procurement of 300Academic Gowns	3,900,000.00	3,900,000.00	







# CROSS RIVER STATE CHART OF ACCOUNT 2020

## SOCIAL

### 052110600100 CHT COLLEGE OF HEALTH TECHNOLOGY

Fund	Administrative	Programme	Functic	Geo	Economic	Description	Approved Budget 2020	Approved Provision 2019	Actual Rev./Exp. Jan -Aug 2019
03101	052110600100	099000000029462	70435	50910899	23010122	Procure and Install into Generator House 800KVA Generator	48,000,000.00	28,000,000.00	
03101	052110600100	099000000029457	70436	50910899	32010207	Street Lighting within the College(Solars Panel)	6,000,000.00	6,000,000.00	
03101	052110600100	099000000029471	70133	50910899	23010139	Procurement of Hostel Equipment	6,000,000.00	6,000,000.00	
03101	052110600100	099000000029472	70722	50910899	23010122	Procurement of Medical Centre Equipments	5,000,000.00	5,000,000.00	
03101	052110600100	099000000029460	70133	50910899	23030120	Conversion of Medical Centre to a Storey Building Office /Classroom Block	33,150,000.00	33,150,000.00	
03101	052110600100	099000000029473	70451	50910899	23010105	Purchase of 2Nos Hilux Van Toyota	32,000,000.00	32,000,000.00	
03101	052110600100	099000000029474	70133	50910899	23010115	Procurement of 2 Nos. Photocopiers	5,000,000.00	5,000,000.00	
03101	052110600100	099000000029470	70133	50910899	32010912	Procurement of Classroom Equipments	5,000,000.00	5,000,000.00	

#### SUMMARY

<b>Recurrent Revenue</b>	117,748,752.63	288,552,187.00	0.00
<b>Capital Receipts</b>		0.00	0.00
<b>TOTAL</b>	<b>117,748,752.63</b>	<b>288,552,187.00</b>	<b>0.00</b>
<b>Personnel Cost</b>	942,310,698.42	895,535,128.76	0.00
<b>Overhead Cost</b>	502,572,792.95	281,501,776.20	0.00
<b>Consolidated Revenue Charges</b>			0.00
<b>SUB-TOTAL</b>	1,444,883,491.37	1,177,036,904.96	0.00
<b>Capital Expenditure</b>	394,700,000.00	323,700,000.00	
<b>TOTAL</b>	<b>1,839,583,491.37</b>	<b>1,500,736,904.96</b>	<b>0.00</b>







# CROSS RIVER STATE CHART OF ACCOUNT 2020

## SOCIAL

### 052111500300 SMC SCHOOL OF MIDWIFERY, CALABAR

Fund	Administrative	Programme	Func	Geo	Economic	Description	Approved Budget 2020	Approved Provision 2019	Actual Rev./Exp. Jan -Aug 2019
<b>RECURRENT REVENUE</b>							<b>8,000,000.00</b>	<b>6,420,000.00</b>	<b>0.00</b>
<b>12020400 FEES - GENERAL</b>							<b>3,060,000.00</b>	<b>3,060,000.00</b>	<b>0.00</b>
02101	052111500300	0000000000000000	00000	50910899	12020452	School Tuition/Registration/Examination Fees-Undergraduate/Tuition Fees	2,580,000.00	2,580,000.00	0.00
02101	052111500300	0000000000000000	00000	50910899	12020467	Workshop Fees	480,000.00	480,000.00	0.00
<b>12020700 EARNINGS -GENERAL</b>							<b>960,000.00</b>	<b>960,000.00</b>	<b>0.00</b>
02101	052111500300	0000000000000000	00000	50910899	12020785	Proceeds From Internal Exams	440,000.00	440,000.00	0.00
02101	052111500300	0000000000000000	00000	50910899	12020763	Earnings From External Examination	520,000.00	520,000.00	0.00
<b>12022000 FEES - GENERAL (CONT.)</b>							<b>3,980,000.00</b>	<b>2,400,000.00</b>	<b>0.00</b>
02101	052111500300	0000000000000000	00000	50910899	12022216	Library Fees	900,000.00	500,000.00	0.00
02101	052111500300	0000000000000000	00000	50910899	12022217	Reagent Fees	880,000.00	880,000.00	0.00
02101	052111500300	0000000000000000	00000	50910899	12022215	Development Fees	2,200,000.00	1,020,000.00	0.00
<b>PERSONNEL COST</b>							<b>45,935,485.15</b>	<b>46,398,915.46</b>	<b>0.00</b>
<b>21010100 SALARIES AND WAGES</b>							<b>32,563,376.83</b>	<b>37,211,432.88</b>	<b>0.00</b>
02101	052111500300	0000000000000000	00000	50910899	21010101	Salary	32,563,376.83	37,211,432.88	0.00
<b>21020100 ALLOWANCES</b>							<b>13,372,108.32</b>	<b>9,187,482.58</b>	<b>0.00</b>
02101	052111500300	0000000000000000	00000	50910899	21020103	Leave Grant	3,879,496.64	1,868,476.82	0.00
02101	052111500300	0000000000000000	00000	50910899	21020115	Hazard Allowance	583,000.00	534,000.00	0.00
02101	052111500300	0000000000000000	00000	50910899	21020149	Science Teacher Allowance	2,835,879.83	2,278,015.95	0.00
02101	052111500300	0000000000000000	00000	50910899	21020119	Uniform Allowance_21020119	291,904.33	268,571.00	0.00
02101	052111500300	0000000000000000	00000	50910899	21020122	Clinical Practice Allowance	2,068,192.00	1,344,035.57	0.00
02101	052111500300	0000000000000000	00000	50910899	21020107	Utility	369,958.80	349,547.04	0.00
02101	052111500300	0000000000000000	00000	50910899	21020105	Rent	2,257,376.88	1,707,562.48	0.00
02101	052111500300	0000000000000000	00000	50910899	21020104	Meal Subsidy_21020104	391,366.20	296,453.72	0.00
02101	052111500300	0000000000000000	00000	50910899	21020106	Transport	694,933.64	540,820.00	0.00
<b>OVERHEAD COST</b>							<b>1,628,643.14</b>	<b>1,383,643.14</b>	<b>0.00</b>
<b>22020100 TRAVEL AND TRANSPORT - GENERAL</b>							<b>200,000.00</b>	<b>200,000.00</b>	<b>0.00</b>
02101	052111500300	0000000000000000	00000	50910899	22020101	Local Travel and Transport	200,000.00	200,000.00	0.00
<b>22020200 UTILITIES - GENERAL</b>							<b>108,687.17</b>	<b>108,687.17</b>	<b>0.00</b>
02101	052111500300	0000000000000000	00000	50910899	22020201	Electricity Charges	108,687.17	108,687.17	0.00
<b>22020300 MATERIALS AND SUPPLIES - GENERAL</b>							<b>885,000.00</b>	<b>640,000.00</b>	<b>0.00</b>
02101	052111500300	0000000000000000	00000	50910899	22020315	Office Material And Supplies	290,000.00	290,000.00	0.00
02101	052111500300	0000000000000000	00000	50910899	22020316	Computer Materials And Supplies_22020316	290,000.00	290,000.00	0.00
02101	052111500300	0000000000000000	00000	50910899	22020317	Other Social Function	5,000.00	5,000.00	0.00
02101	052111500300	0000000000000000	00000	50910899	22020319	Reagent And Dressing	300,000.00	55,000.00	0.00
<b>22020400 MAINTENANCE SERVICES - GENERAL</b>							<b>310,427.00</b>	<b>310,427.00</b>	<b>0.00</b>
02101	052111500300	0000000000000000	00000	50910899	22020401	Maintenance Of Motor Vehicle/Transport Equipment	310,427.00	310,427.00	0.00
<b>22020900 FINANCIAL CHARGES - GENERAL</b>							<b>50,000.00</b>	<b>50,000.00</b>	<b>0.00</b>
02101	052111500300	0000000000000000	00000	50910899	22020901	Bank Charges (Other Than Interest)	50,000.00	50,000.00	0.00

30-2-2020



# CROSS RIVER STATE CHART OF ACCOUNT 2020

## SOCIAL

### 052111500300 SMC SCHOOL OF MIDWIFERY, CALABAR

Fund	Administrative	Programme	Functic	Geo	Economic	Description	Approved Budget 2020	Approved Provision 2019	Actual Rev./Exp. Jan -Aug 2019
						<b>22021000 MISCELLANEOUS EXPENSES GENERAL</b>	<b>74,528.97</b>	<b>74,528.97</b>	<b>0.00</b>
02101	052111500300	0000000000000000	00000	50910899	22021008	Subscription To Professional Bodies	74,528.97	74,528.97	0.00
						<b>CAPITAL EXPENDITURE</b>	<b>127,922,500.00</b>	<b>67,660,000.00</b>	
03101	052111500300	099000000029515	70133	50910899	23020106	Construction of Cafeteria	8,050,000.00	3,000,000.00	
03101	052111500300	099000000029510	70641	50910899	23030104	Water Reticulation to Hostel and School	2,500,000.00	1,050,000.00	
03101	052111500300	099000000029521	70131	50910899	23050114	Manpower Development and Staff Training	3,500,000.00	1,000,000.00	
03101	052111500300	099000000029519	70541	50910899	23040102	Landscaping ,Embankment and Drainge Around New Hostel	7,050,000.00	6,000,000.00	
03101	052111500300	099000000029518	70641	50910899	23010119	Purchase of 110KVA Generator	12,000,000.00	5,000,000.00	
03101	052111500300	099000000029517	70641	50910899	23010119	Purchase of Armoured Cable to Generator	1,000,000.00	500,000.00	
03101	052111500300	099000000029513	70150	50910899	32010615	Purchase of Window Blind for Claaroom and Offices	1,000,000.00	500,000.00	
03101	052111500300	099000000029516	70133	50910899	23030120	Furnishing of Home Matron's Office	1,000,000.00	750,000.00	
03101	052111500300	099000000029522	70181	50910899	23010123	Purchase of 5 Nos.Fire Proof Cabinet	3,750,000.00	250,000.00	
03101	052111500300	099000000029514	70641	50910899	23020125	Construction of Generator House	4,000,000.00	1,500,000.00	
03101	052111500300	099000000029501	70101	50910899	23010122	Provision of VIA/VILLI Equipment	6,000,000.00	2,000,000.00	
03101	052111500300	099000000029504	70453	50910899	23020106	Construction of Car Park	5,000,000.00	2,500,000.00	
03101	052111500300	099000000029520	70131	50910899	23020102	Construction of Staff Quarters	42,000,000.00	30,000,000.00	
03101	052111500300	099000000029506	71081	50910899	32030110	Construction of 58 Buglary Bars	1,000,000.00	800,000.00	
03101	052111500300	099000000029505	70133	50910899	23010125	Purchase of Library Materials	2,572,500.00	500,000.00	
03101	052111500300	099000000029507	70101	50910899	23010122	Equipping of Sick Bay	2,000,000.00	1,000,000.00	
03101	052111500300	099000000029503	70931	50910899	23050101	Conduct of common Enterance Examination and internal Examination of the school	4,500,000.00	3,260,000.00	
03101	052111500300	099000000029502	70162	50910899	32010509	Bidding activities, Project consultancy, supervision/monitoring including preparation of BOQS drawings and reconstruction of Fallen Fence	5,000,000.00	2,000,000.00	
03101	052111500300	099000000029509	70162	50910899	32010509	Supervision ,Monitoring and Drawing	2,500,000.00	2,000,000.00	
03101	052111500300	099000000029512	70971	50910899	23005011	Accreditation	4,000,000.00	1,500,000.00	
03101	052111500300	099000000029511	70451	50910899	23010105	Refurbishing of Vehicles	7,500,000.00	1,300,000.00	
03101	052111500300	099000000029508	70731	50910899	23010112	Procurement of Cabinet, Bed,Chairs and Tables	2,000,000.00	1,250,000.00	

30-2-2019



**CROSS RIVER STATE CHART OF ACCOUNT 2020**  
**SOCIAL**  
**052111500300 SMC SCHOOL OF MIDWIFERY, CALABAR**

<u>Fund</u>	<u>Administrative</u>	<u>Programme</u>	<u>Func</u>	<u>Geo</u>	<u>Economic</u>	<u>Description</u>	<u>Approved Budget 2020</u>	<u>Approved Provision 2019</u>	<u>Actual Rev./Exp.</u> <u>Jan -Aug 2019</u>
<b>SUMMARY</b>									
						<b>Recurrent Revenue</b>	8,000,000.00	6,420,000.00	0.00
						<b>Capital Receipts</b>		0.00	0.00
						<b>TOTAL</b>	<b>8,000,000.00</b>	<b>6,420,000.00</b>	<b>0.00</b>
						<b>Personnel Cost</b>	45,935,485.15	46,398,915.46	0.00
						<b>Overhead Cost</b>	1,628,643.14	1,383,643.14	0.00
						<b>Consolidated Revenue Charges</b>			0.00
						SUB-TOTAL	47,564,128.29	47,782,558.60	0.00
						<b>Capital Expenditure</b>	127,922,500.00	67,660,000.00	
						<b>TOTAL</b>	<b>175,486,628.29</b>	<b>115,442,558.60</b>	<b>0.00</b>

30-2-2020




# CROSS RIVER STATE CHART OF ACCOUNT 2020

## SOCIAL

### 052111500400 SMMO Sch. of Midwifery/TBL Monaya Ogoja

Fund	Administrative	Programme	Funcit	Geo	Economic	Description	Approved Budget 2020	Approved Provision 2019	Actual Rev./Exp. Jan -Aug 2019
<b>RECURRENT REVENUE</b>							<b>2,000,000.00</b>	<b>3,900,000.00</b>	<b>0.00</b>
<b>12010100 PERSONAL TAXES</b>							<b>200,000.00</b>	<b>350,000.00</b>	<b>0.00</b>
02101	052111500400	0000000000000000	00000	50910899	12010106	Urban Development Tax/Levy	200,000.00	350,000.00	0.00
<b>12020700 EARNINGS -GENERAL</b>							<b>500,000.00</b>	<b>850,000.00</b>	<b>0.00</b>
02101	052111500400	0000000000000000	00000	50910899	12020785	Proceeds From Internal Exams	200,000.00	500,000.00	0.00
02101	052111500400	0000000000000000	00000	50910899	12020772	Florence Nightengale Fee	300,000.00	350,000.00	0.00
<b>12022000 FEES - GENERAL (CONT.)</b>							<b>1,300,000.00</b>	<b>2,700,000.00</b>	<b>0.00</b>
02101	052111500400	0000000000000000	00000	50910899	12022140	Tuition and Other Fees from School	200,000.00	800,000.00	0.00
02101	052111500400	0000000000000000	00000	50910899	12022312	Social Development Fee	200,000.00	300,000.00	0.00
02101	052111500400	0000000000000000	00000	50910899	12022216	Library Fees	300,000.00	350,000.00	0.00
02101	052111500400	0000000000000000	00000	50910899	12022138	Stadium Hostel Fee_12022138	200,000.00	500,000.00	0.00
02101	052111500400	0000000000000000	00000	50910899	12022217	Reagent Fees	200,000.00	400,000.00	0.00
02101	052111500400	0000000000000000	00000	50910899	12022315	Exam Material Fee	200,000.00	350,000.00	0.00
<b>PERSONNEL COST</b>							<b>16,511,599.00</b>	<b>81,994,358.00</b>	<b>0.00</b>
<b>21010100 SALARIES AND WAGES</b>								<b>64,969,117.00</b>	<b>0.00</b>
02101	052111500400	0000000000000000	00000	50910899	21010101	Salary		64,969,117.00	0.00
<b>21020100 ALLOWANCES</b>							<b>16,511,599.00</b>	<b>17,025,241.00</b>	<b>0.00</b>
02101	052111500400	0000000000000000	00000	50910899	21020107	Utility	49,485.00	55,636.00	0.00
02101	052111500400	0000000000000000	00000	50910899	21020119	Uniform Allowance_21020119	285,714.00	2,641,089.00	0.00
02101	052111500400	0000000000000000	00000	50910899	21020103	Leave Grant	325,316.00	160,653.00	0.00
02101	052111500400	0000000000000000	00000	50910899	21020104	Meal Subsidy_21020104	82,476.00	52,019.00	0.00
02101	052111500400	0000000000000000	00000	50910899	21020105	Rent	1,625,583.00	1,146,334.00	0.00
02101	052111500400	0000000000000000	00000	50910899	21020106	Transport	363,255.00	296,049.00	0.00
02101	052111500400	0000000000000000	00000	50910899	21020115	Hazard Allowance	744,000.00	1,044,476.00	0.00
02101	052111500400	0000000000000000	00000	50910899	21020117	Rural Allowance	0.00	881,714.00	0.00
02101	052111500400	0000000000000000	00000	50910899	21020136	Non Pay Roll Allowance	2,000,000.00	2,000,000.00	0.00
02101	052111500400	0000000000000000	00000	50910899	21020137	Non Clinical Allowance	2,140,696.00	568,576.00	0.00
02101	052111500400	0000000000000000	00000	50910899	21020121	Call Duty Allowance	3,493,641.00	4,006,083.00	0.00
02101	052111500400	0000000000000000	00000	50910899	21020134	Teaching Allowance	5,401,433.00	4,172,612.00	0.00
<b>OVERHEAD COST</b>							<b>5,999,991.00</b>	<b>3,936,050.00</b>	<b>0.00</b>
<b>22020100 TRAVEL AND TRANSPORT - GENERAL</b>							<b>4,165,157.00</b>	<b>2,082,579.00</b>	<b>0.00</b>
02101	052111500400	0000000000000000	00000	50910899	22020101	Local Travel and Transport	4,165,157.00	2,082,579.00	0.00
<b>22020200 UTILITIES - GENERAL</b>							<b>177,363.00</b>	<b>96,000.00</b>	<b>0.00</b>
02101	052111500400	0000000000000000	00000	50910899	22020211	Other Utility	81,363.00	48,000.00	0.00
02101	052111500400	0000000000000000	00000	50910899	22020202	Telephone Charges	96,000.00	48,000.00	0.00
<b>22020300 MATERIALS AND SUPPLIES - GENERAL</b>							<b>530,000.00</b>	<b>630,000.00</b>	<b>0.00</b>
02101	052111500400	0000000000000000	00000	50910899	22020315	Office Material And Supplies	530,000.00	630,000.00	0.00
<b>22020400 MAINTENANCE SERVICES - GENERAL</b>							<b>1,127,471.00</b>	<b>1,127,471.00</b>	<b>0.00</b>
02101	052111500400	0000000000000000	00000	50910899	22020401	Maintenance Of Motor Vehicle/Transport Equipment	1,127,471.00	1,127,471.00	0.00





# CROSS RIVER STATE CHART OF ACCOUNT 2020

## SOCIAL

### 052111500400 SMMO Sch. of Midwifery/TBL Monaya Ogoja

Fund	Administrative	Programme	Functic	Geo	Economic	Description	Approved Budget 2020	Approved Provision 2019	Actual Rev./Exp. Jan -Aug 2019
<b>CAPITAL EXPENDITURE</b>							<b>484,223,794.00</b>	<b>484,223,794.00</b>	
03101	052111500400	990000000030344	70133	50910899	23050105	Bank Charges	261,450.00	261,450.00	
03101	052111500400	990000000030355	70961	50910899	23010141	Purchase of 2 Lawn Mowers	400,000.00	400,000.00	
03101	052111500400	990000000030359	70961	50910899	23010112	Purchase of Furniture for Students' Hostel	5,525,000.00	5,525,000.00	
03101	052111500400	990000000030345	70133	50910899	23050105	Consultancy	1,800,000.00	1,800,000.00	
03101	052111500400	990000000030357	70951	50910899	23020101	Construction of Perimeter Fencing	15,750,000.00	15,750,000.00	
03101	052111500400	990000000030358	70951	50910899	23020120	Equipping of Staff Conference Hall	2,100,000.00	2,100,000.00	
03101	052111500400	990000000030353	70961	50910899	23050111	Accreditation Visit	1,500,000.00	1,500,000.00	
03101	052111500400	990000000030351	70631	50910899	23030104	Water Reticuation	2,000,000.00	2,000,000.00	
03101	052111500400	990000000030348	70961	50910899	23020120	Equipment for Staff Offices	3,468,360.00	3,468,360.00	
03101	052111500400	990000000030350	70971	50910899	23050103	Supervision, Monitoring, Consultancy	1,000,000.00	1,000,000.00	
03101	052111500400	990000000030349	70631	50910899	23030104	Including Water Reticulation to all Hostels	15,750.00	15,750.00	
03101	052111500400	990000000030361	70961	50910899	23020101	Completion of Classroom Block'B'	7,350,000.00	7,350,000.00	
03101	052111500400	990000000030341	70971	50910899	23050115	Entrance into Administrative Block- 20 Doors & 30	2,000,000.00	2,000,000.00	
03101	052111500400	990000000030347	70971	50910899	23050116	Procurement of Textbooks/Journals	1,050,000.00	1,050,000.00	
03101	052111500400	990000000030352	70133	50910899	32010405	Refurbishing of Vehicles	1,500,000.00	1,500,000.00	
03101	052111500400	990000000030362	70961	50910899	23020101	Completion of Demonstration Block	7,000,000.00	7,000,000.00	
03101	052111500400	990000000030346	70133	50910899	23030126	Tilling of Internet Complex	2,943,360.00	2,943,360.00	
03101	052111500400	990000000030332	70731	50910899	23020102	Completion of 2 Story Student Hostel ( 2 Phase 11)	90,000,000.00	90,000,000.00	
03101	052111500400	990000000030333	70921	50910899	23030106	Equipment of four Student Classrooms	1,000,000.00	1,000,000.00	
03101	052111500400	990000000030334	70921	50910899	23020102	Completion of Ongoing Hostel Block	200,000,000.00	200,000,000.00	
03101	052111500400	990000000030335	70922	50910899	23050101	Manpower Capacity Building	196,000.00	196,000.00	
03101	052111500400	990000000030336	70931	50910899	23020101	Completion of Multi-purposed Auditorium	15,000,000.00	15,000,000.00	
03101	052111500400	990000000030337	70941	50910899	23030110	Renovation of Library	5,250,000.00	5,250,000.00	
03101	052111500400	990000000030338	70971	50910899	23050105	Bidding activities, Project Consultancy	1,140,195.00	1,140,195.00	
03101	052111500400	990000000030340	70971	50910899	23050115	Conduct of External and Interna Examination	2,190,195.00	2,190,195.00	
03101	052111500400	990000000030342	70961	50910899	23020102	Completion of 2 Story Student Hostel (2 Phese 1)	100,000,000.00	100,000,000.00	
03101	052111500400	990000000030343	70961	50910899	23030120	Landscaping of the Hospital Compound /Pathways	2,000,000.00	2,000,000.00	
03101	052111500400	990000000030360	70961	50910899	23020101	Completion of Classroom Block'A'	5,000,000.00	5,000,000.00	
03101	052111500400	990000000030354	70961	50910899	23030120	Furnishing of Auditorium	3,288,000.00	3,288,000.00	
03101	052111500400	990000000030339	70971	50910899	23050115	Common Enterance	2,695,484.00	2,695,484.00	
03101	052111500400	990000000030356	70487	50910899	23010141	Purchase of 4 Nos. Lawn Mowers	800,000.00	800,000.00	

30-2-2020



**CROSS RIVER STATE CHART OF ACCOUNT 2020**

**SOCIAL**

**052111500400 SMMO Sch. of Midwifery/TBL Monaya Ogoja**

<u>Fund</u>	<u>Administrative</u>	<u>Programme</u>	<u>Funcic</u>	<u>Geo</u>	<u>Economic</u>	<u>Description</u>	<u>Approved Budget 2020</u>	<u>Approved Provision 2019</u>	<u>Actual Rev./Exp.</u> <u>Jan -Aug 2019</u>
<b>SUMMARY</b>									
						<b>Recurrent Revenue</b>	2,000,000.00	3,900,000.00	0.00
						<b>Capital Receipts</b>		0.00	0.00
						<b>TOTAL</b>	<b>2,000,000.00</b>	<b>3,900,000.00</b>	<b>0.00</b>
						<b>Personnel Cost</b>	16,511,599.00	81,994,358.00	0.00
						<b>Overhead Cost</b>	5,999,991.00	3,936,050.00	0.00
						<b>Consolidated Revenue Charges</b>			0.00
						SUB-TOTAL	22,511,590.00	85,930,408.00	0.00
						<b>Capital Expenditure</b>	484,223,794.00	484,223,794.00	
						<b>TOTAL</b>	<b>506,735,384.00</b>	<b>570,154,202.00</b>	<b>0.00</b>

30-2-2020



# CROSS RIVER STATE CHART OF ACCOUNT 2020

## SOCIAL

### 052111500500 SMO SCHOOL OF MIDWIFERY/TBL, OBUDU

Fund	Administrative	Programme	Functic	Geo	Economic	Description	Approved Budget 2020	Approved Provision 2019	Actual Rev./Exp. Jan -Aug 2019
<b>RECURRENT REVENUE</b>							<b>11,120,210.00</b>	<b>6,480,000.00</b>	<b>5,285,250.00</b>
<b>12020400 FEES - GENERAL</b>							<b>4,700,920.00</b>	<b>2,480,000.00</b>	<b>2,022,750.00</b>
02101	052111500500	0000000000000000	00000	50910899	12020482	Resit Fees	254,016.00	160,000.00	130,500.00
02101	052111500500	0000000000000000	00000	50910899	12020465	Sports/Recreational Facilities Fees	2,240,420.00	1,120,000.00	913,500.00
02101	052111500500	0000000000000000	00000	50910899	12020456	School Tuition/Registration/Examination Fees - Others	1,571,444.00	800,000.00	652,500.00
02101	052111500500	0000000000000000	00000	50910899	12020467	Workshop Fees	635,040.00	400,000.00	326,250.00
<b>12020700 EARNINGS -GENERAL</b>							<b>2,313,152.00</b>	<b>1,520,000.00</b>	<b>1,239,750.00</b>
02101	052111500500	0000000000000000	00000	50910899	12020772	Florence Nightengale Fee	889,056.00	560,000.00	456,750.00
02101	052111500500	0000000000000000	00000	50910899	12020785	Proceeds From Internal Exams	535,040.00	400,000.00	326,250.00
02101	052111500500	0000000000000000	00000	50910899	12020763	Earnings From External Examination	889,056.00	560,000.00	456,750.00
<b>12022000 FEES - GENERAL (CONT.)</b>							<b>4,106,138.00</b>	<b>2,480,000.00</b>	<b>2,022,750.00</b>
02101	052111500500	0000000000000000	00000	50910899	12022216	Library Fees	511,812.00	320,000.00	261,000.00
02101	052111500500	0000000000000000	00000	50910899	12022247	Hospital/Community - Based Clinical Practice/Clinical Fees	635,040.00	400,000.00	326,250.00
02101	052111500500	0000000000000000	00000	50910899	12022215	Development Fees	635,040.00	400,000.00	326,250.00
02101	052111500500	0000000000000000	00000	50910899	12022217	Reagent Fees	800,150.00	400,000.00	326,250.00
02101	052111500500	0000000000000000	00000	50910899	12022243	Hostel	762,048.00	480,000.00	391,500.00
02101	052111500500	0000000000000000	00000	50910899	12022244	Parttime Lecture Fees	762,048.00	480,000.00	391,500.00
<b>PERSONNEL COST</b>							<b>44,218,809.72</b>	<b>74,871,945.00</b>	<b>73,317,710.06</b>
<b>21010100 SALARIES AND WAGES</b>							<b>27,243,152.72</b>	<b>56,741,074.00</b>	<b>68,284,938.24</b>
02101	052111500500	0000000000000000	00000	50910899	21010101	Salary	27,243,152.72	56,741,074.00	68,284,938.24
<b>21020100 ALLOWANCES</b>							<b>16,975,657.00</b>	<b>18,130,871.00</b>	<b>5,032,771.82</b>
02101	052111500500	0000000000000000	00000	50910899	21020151	Shifting	3,840,544.00	440,000.00	0.00
02101	052111500500	0000000000000000	00000	50910899	21020137	Non Clinical Allowance	4,034,892.00	7,767,650.00	900,000.00
02101	052111500500	0000000000000000	00000	50910899	21020103	Leave Grant	752,060.00	326,552.00	530,596.08
02101	052111500500	0000000000000000	00000	50910899	21020107	Utility	160,518.00	55,132.00	94,940.00
02101	052111500500	0000000000000000	00000	50910899	21020104	Meal Subsidy_21020104	267,530.00	91,884.00	158,254.20
02101	052111500500	0000000000000000	00000	50910899	21020105	Rent	3,760,296.00	1,632,760.00	2,652,979.86
02101	052111500500	0000000000000000	00000	50910899	21020119	Uniform Allowance_21020119	440,000.00	1,312,000.00	0.00
02101	052111500500	0000000000000000	00000	50910899	21020133	Teaching Rural Allowance	1,618,683.00	619,553.00	0.00
02101	052111500500	0000000000000000	00000	50910899	21020106	Transport	1,177,134.00	404,180.00	696,001.68
02101	052111500500	0000000000000000	00000	50910899	21020115	Hazard Allowance	924,000.00	5,481,160.00	0.00
<b>OVERHEAD COST</b>							<b>7,360,664.00</b>	<b>2,070,000.00</b>	<b>1,315,600.00</b>
<b>22020100 TRAVEL AND TRANSPORT - GENERAL</b>							<b>1,464,000.00</b>	<b>499,641.00</b>	<b>71,300.00</b>
02101	052111500500	0000000000000000	00000	50910899	22020102	Local Travel and Transport	1,464,000.00	499,641.00	71,300.00
<b>22020200 UTILITIES - GENERAL</b>							<b>132,000.00</b>	<b>26,209.00</b>	<b>92,900.00</b>
02101	052111500500	0000000000000000	00000	50910899	22020205	Water Rates_22020205	72,000.00	26,209.00	29,900.00
02101	052111500500	0000000000000000	00000	50910899	22020201	Electricity Charges	60,000.00	0.00	63,000.00
<b>22020300 MATERIALS AND SUPPLIES - GENERAL</b>							<b>442,700.00</b>	<b>0.00</b>	<b>0.00</b>

CERTIFIED TRUE COPY






# CROSS RIVER STATE CHART OF ACCOUNT 2020

## SOCIAL

### 052111500500 SMO SCHOOL OF MIDWIFERY/TBL, OBUDU

Fund	Administrative	Programme	Func	Geo	Economic	Description	Approved Budget 2020	Approved Provision 2019	Actual Rev./Exp. Jan -Aug 2019
02101	052111500500	0000000000000000	00000	50910899	22020315	Office Material And Supplies	442,700.00	0.00	0.00
					<b>22020400</b>	<b>MAINTENANCE SERVICES - GENERAL</b>	<b>5,121,964.00</b>	<b>1,544,150.00</b>	<b>971,400.00</b>
02101	052111500500	0000000000000000	00000	50910899	22020417	Maintenance Of Office Building	305,772.00	183,463.00	0.00
02101	052111500500	0000000000000000	00000	50910899	22020405	Maintenance Of Plants/Generators	2,981,560.00	1,360,687.00	971,400.00
02101	052111500500	0000000000000000	00000	50910899	22020402	Maintenance Of Office Furniture	1,834,632.00	0.00	0.00
					<b>22021000</b>	<b>MISCELLANEOUS EXPENSES GENERAL</b>	<b>200,000.00</b>	<b>0.00</b>	<b>180,000.00</b>
02101	052111500500	0000000000000000	00000	50910899	22021057	Entertainment at Meetings	200,000.00	0.00	180,000.00
						<b>CAPITAL EXPENDITURE</b>	<b>96,323,800.00</b>	<b>141,134,742.00</b>	
03101	052111500500	099000000029624	70541	50910899	23040102	Landscapping and General Flooring of Frontview	1,000,000.00	1,000,000.00	
03101	052111500500	099000000029612	70731	50910899	23030105	Tilling of Library	2,000,000.00	2,000,000.00	
03101	052111500500	099000000029613	70731	50910899	23030105	Tilling of Practical Room	2,000,000.00	2,000,000.00	
03101	052111500500	099000000029607	70734	50910899	23020101	Construction of Story Building	28,000,000.00	57,810,942.00	
03101	052111500500	099000000029616	70451	50910899	23010105	Refurbishing of Vehicles	1,000,000.00	1,000,000.00	
03101	052111500500	099000000029601	70435	50910899	23010119	Purchase of 100KVA Lister Generator	3,500,000.00	3,500,000.00	
03101	052111500500	099000000029629	70811	50910899	23010126	Supply of Sports Equipment	1,000,000.00	1,000,000.00	
03101	052111500500	099000000029614	70751	50910899	23050116	Purchase of Recommended Midwery Textbook	4,450,200.00	4,450,200.00	
03101	052111500500	099000000029628	70551	50910899	23050115	Fumigation of the Building and Environment	500,000.00	500,000.00	
03101	052111500500	099000000029611	70731	50910899	23030105	Tilling of Auditorium	10,000,000.00	25,000,000.00	
03101	052111500500	099000000029625	70641	50910899	23030104	Repair of Borehole	1,500,000.00	1,500,000.00	
03101	052111500500	099000000029630	71081	50910899	23010123	Procure of 10 Nos.Fire Extinguishers	300,000.00	300,000.00	
03101	052111500500	099000000029623	71011	50910899	23010122	Equiping of Home Matron's Office and Student's Sick Bay	1,950,000.00	1,950,000.00	
03101	052111500500	099000000029622	70731	50910899	32010313	Procurement of land Mower	1,000,000.00	1,000,000.00	
03101	052111500500	099000000029621	70161	50910899	23030101	Renovation of Staff Quarter	2,000,000.00	2,000,000.00	
03101	052111500500	099000000029620	70811	50910899	23020112	Construction of Sports Field	2,250,000.00	2,250,000.00	
03101	052111500500	099000000029619	70551	50910899	23020120	Renovation of Primeter Fence	4,200,000.00	4,200,000.00	
03101	052111500500	099000000029618	70150	50910899	23030120	Renovation of Classroom Block	2,703,400.00	2,703,400.00	
03101	052111500500	099000000029617	70971	50910899	23050111	Accreditation Visit	4,000,000.00	4,000,000.00	
03101	052111500500	099000000029626	71081	50910899	23020110	Procurement of 5 Nos. Fire Proof Cabinet	500,000.00	500,000.00	
03101	052111500500	099000000029604	70134	50910899	23050105	Bidding Activities, Consultancy/Supervisors & Preparation of Bos	1,000,000.00	1,000,000.00	
03101	052111500500	099000000029627	70961	50910899	23010124	Purchase of Recommended Classroom Tables/Chairs	3,450,200.00	3,450,200.00	
03101	052111500500	099000000029609	70131	50910899	23050114	Man Power development	1,500,000.00	1,500,000.00	
03101	052111500500	099000000029615	70731	50910899	32010611	Procurement of Mattresses/Pillows	2,000,000.00	2,000,000.00	
03101	052111500500	099000000029603	70731	50910899	23030120	Renovation of Administrative Block	4,500,000.00	4,500,000.00	
03101	052111500500	099000000029605	70931	50910899	23050101	Conduction of External and Internal Examination of the School	1,000,000.00	1,000,000.00	
03101	052111500500	099000000029606	70521	50910899	23030115	Construction of Drainage	1,000,000.00	1,000,000.00	
03101	052111500500	099000000029608	70161	50910899	23010125	Purchase of Library Shelves	3,450,000.00	3,450,000.00	
03101	052111500500	099000000029610		50910899	23030105	Bank Charges and Commission	570,000.00	570,000.00	





# CROSS RIVER STATE CHART OF ACCOUNT 2020

## SOCIAL

### 052111500500 SMO SCHOOL OF MIDWIFERY/TBL, OBUDU

<u>Fund</u>	<u>Administrative</u>	<u>Programme</u>	<u>Funcic</u>	<u>Geo</u>	<u>Economic</u>	<u>Description</u>	<u>Approved Budget 2020</u>	<u>Approved Provision 2019</u>	<u>Actual Rev./Exp.</u> <u>Jan -Aug 2019</u>
03101	052111500500	099000000029602	70731	50910899	23010112	Procurement of Tables and Chairs for Auditorium	4,000,000.00	4,000,000.00	

#### SUMMARY

<b>Recurrent Revenue</b>	11,120,210.00	6,480,000.00	5,285,250.00
<b>Capital Receipts</b>		0.00	0.00
<b>TOTAL</b>	<b>11,120,210.00</b>	<b>6,480,000.00</b>	<b>5,285,250.00</b>
<b>Personnel Cost</b>	44,218,809.72	74,871,945.00	73,317,710.06
<b>Overhead Cost</b>	7,360,664.00	2,070,000.00	1,315,600.00
<b>Consolidated Revenue Charges</b>			0.00
<b>SUB-TOTAL</b>	51,579,473.72	76,941,945.00	74,633,310.06
<b>Capital Expenditure</b>	96,323,800.00	141,134,742.00	
<b>TOTAL</b>	<b>147,903,273.72</b>	<b>218,076,687.00</b>	<b>74,633,310.06</b>

30-2-2020  
 CERTIFIED TRUE COPY



# CROSS RIVER STATE CHART OF ACCOUNT 2020

## SOCIAL

### 052111500700 SHIS STATE HEALTH INSURANCE SCHEME

Fund	Administrative	Programme	Functic	Geo	Economic	Description	Approved Budget 2020	Approved Provision 2019	Actual Rev./Exp. Jan -Aug 2019
						<b>CAPITAL RECIEPTS</b>	<b>500,000,000.00</b>	<b>0.00</b>	<b>0.00</b>
					<b>14020200</b>	<b>OTHER CAPITAL RECEIPTS_14020200</b>	<b>500,000,000.00</b>	<b>0.00</b>	<b>0.00</b>
02101	052111500700	0000000000000000	00000	50910899	14020288	Assistance From Donor Agencies	500,000,000.00	0.00	0.00
						<b>PERSONNEL COST</b>	<b>17,816,097.52</b>	<b>0.00</b>	<b>0.00</b>
					<b>21010100</b>	<b>SALARIES AND WAGES</b>	<b>9,857,377.20</b>	<b>0.00</b>	<b>0.00</b>
02101	052111500700	0000000000000000	00000	50910899	21010101	Salary	9,857,377.20	0.00	0.00
					<b>21020100</b>	<b>ALLOWANCES</b>	<b>7,958,720.32</b>	<b>0.00</b>	<b>0.00</b>
02101	052111500700	0000000000000000	00000	50910899	21020105	Rent	2,809,766.48	0.00	0.00
02101	052111500700	0000000000000000	00000	50910899	21020106	Transport	647,752.16	0.00	0.00
02101	052111500700	0000000000000000	00000	50910899	21020107	Utility	198,299.60	0.00	0.00
02101	052111500700	0000000000000000	00000	50910899	21020108	Domestic Servant	1,397,181.36	0.00	0.00
02101	052111500700	0000000000000000	00000	50910899	21020144	Research Allowance	219,934.80	0.00	0.00
02101	052111500700	0000000000000000	00000	50910899	21020104	Meal Subsidy_21020104	367,155.20	0.00	0.00
02101	052111500700	0000000000000000	00000	50910899	21020115	Hazard Allowance	364,918.80	0.00	0.00
02101	052111500700	0000000000000000	00000	50910899	21020147	Shift Allowance	312,860.00	0.00	0.00
02101	052111500700	0000000000000000	00000	50910899	21020163	Security Allowance	549,837.60	0.00	0.00
02101	052111500700	0000000000000000	00000	50910899	21020171	Wardrobe Allowance	109,968.00	0.00	0.00
02101	052111500700	0000000000000000	00000	50910899	21020174	Vehicle Allowance	274,918.80	0.00	0.00
02101	052111500700	0000000000000000	00000	50910899	21020103	Leave Grant	561,959.52	0.00	0.00
02101	052111500700	0000000000000000	00000	50910899	21020109	Entertainment	144,168.00	0.00	0.00
						<b>OVERHEAD COST</b>	<b>21,660,000.00</b>	<b>21,114,000.00</b>	<b>0.00</b>
					<b>22020100</b>	<b>TRAVEL AND TRANSPORT - GENERAL</b>	<b>12,000,000.00</b>	<b>5,000,000.00</b>	<b>0.00</b>
02101	052111500700	0000000000000000	00000	50910899	22020101	Local Travel and Transport	12,000,000.00	5,000,000.00	0.00
					<b>22020200</b>	<b>UTILITIES - GENERAL</b>	<b>120,000.00</b>	<b>120,000.00</b>	<b>0.00</b>
02101	052111500700	0000000000000000	00000	50910899	22020201	Electricity Charges	120,000.00	120,000.00	0.00
					<b>22020300</b>	<b>MATERIALS AND SUPPLIES - GENERAL</b>	<b>3,900,000.00</b>	<b>8,570,000.00</b>	<b>0.00</b>
02101	052111500700	0000000000000000	00000	50910899	22020302	Books_22020302	300,000.00	570,000.00	0.00
02101	052111500700	0000000000000000	00000	50910899	22020315	Office Material And Supplies	1,800,000.00	5,000,000.00	0.00
02101	052111500700	0000000000000000	00000	50910899	22020316	Computer Materials And Supplies_22020316	1,800,000.00	3,000,000.00	0.00
					<b>22020400</b>	<b>MAINTENANCE SERVICES - GENERAL</b>	<b>3,600,000.00</b>	<b>5,366,000.00</b>	<b>0.00</b>
02101	052111500700	0000000000000000	00000	50910899	22020405	Maintenance Of Plants/Generators	1,200,000.00	2,366,000.00	0.00
02101	052111500700	0000000000000000	00000	50910899	22020401	Maintenance Of Motor Vehicle/Transport Equipment	2,400,000.00	3,000,000.00	0.00
					<b>22020700</b>	<b>CONSULTING AND PROFESSIONAL SERVICES - GEN</b>	<b>1,200,000.00</b>	<b>200,000.00</b>	<b>0.00</b>
02101	052111500700	0000000000000000	00000	50910899	22020708	Medical Consulting	1,200,000.00	200,000.00	0.00
					<b>22020900</b>	<b>FINANCIAL CHARGES - GENERAL</b>	<b>120,000.00</b>	<b>500,000.00</b>	<b>0.00</b>
02101	052111500700	0000000000000000	00000	50910899	22020901	Bank Charges (Other Than Interest)	120,000.00	500,000.00	0.00
					<b>22021000</b>	<b>MISCELLANEOUS EXPENSES GENERAL</b>	<b>600,000.00</b>	<b>124,000.00</b>	<b>0.00</b>
02101	052111500700	0000000000000000	00000	50910899	22021057	Entertainment at Meetings	600,000.00	124,000.00	0.00
					<b>22030100</b>	<b>OTHER SERVICES - GENERAL (CONT.)</b>	<b>120,000.00</b>	<b>1,234,000.00</b>	<b>0.00</b>

**CERTIFIED TRUE COPY**



# CROSS RIVER STATE CHART OF ACCOUNT 2020

## SOCIAL

### 052111500700 SHIS STATE HEALTH INSURANCE SCHEME

Fund	Administrative	Programme	Functic	Geo	Economic	Description	Approved Budget 2020	Approved Provision 2019	Actual Rev./Exp. Jan -Aug 2019
02101	052111500700	0000000000000000	00000	50910899	22030102	Other CRUTECH Expenses	120,000.00	1,234,000.00	0.00
<b>CONSOLIDATED REVENUE CHARGES</b>							<b>10,139,546.00</b>	<b>0.00</b>	<b>0.00</b>
02101	052111500700	0000000000000000	00000	50910899	21010103	Consolidated Revenue Fund Charge- Salaries	10,139,546.00	0.00	0.00
<b>CAPITAL EXPENDITURE</b>							<b>10,529,000,000.00</b>	<b>10,529,000,000.00</b>	
03101	052111500700	0990000000016903	70741	50910899	23050103	Accreditation of Facility	5,000,000.00	5,000,000.00	
03101	052111500700	0990000000016901	70713	50910899	32010908	Office Equipment	3,000,000.00	3,000,000.00	
03101	052111500700	0990000000016908	#####	50910899	32010303	Quarterly Review of Meeting	4,000,000.00	4,000,000.00	
03101	052111500700	0990000000016904	70731	50910899	32010600	Office Furniture	2,000,000.00	2,000,000.00	
03101	052111500700	0990000000016905	70741	50910899	23030106	Office Accommodation	5,000,000.00	5,000,000.00	
03101	052111500700	0990000000016907	#####	50910899	32010206	Valunrable Insurance Scheme	3,500,000,000.00	3,500,000,000.00	
03101	052111500700	0990000000016909	#####	50910899	32030106	Procurement of Enrolment Software	5,000,000.00	5,000,000.00	
03101	052111500700	0990000000016906	70131	50910899	32010206	Staff and Other Persons Insurance Scheme	7,000,000,000.00	7,000,000,000.00	
03101	052111500700	0990000000016902	70721	50910899	23050103	Monitoring of Medical Facilities Across the State	5,000,000.00	5,000,000.00	

#### SUMMARY

<b>Recurrent Revenue</b>			
<b>Capital Receipts</b>	500,000,000.00	0.00	0.00
<b>TOTAL</b>	<b>500,000,000.00</b>	<b>0.00</b>	<b>0.00</b>
<b>Personnel Cost</b>	17,816,097.52	0.00	0.00
<b>Overhead Cost</b>	21,660,000.00	21,114,000.00	0.00
<b>Consolidated Revenue Charges</b>	10,139,546.00	0.00	0.00
<b>SUB-TOTAL</b>	49,615,643.52	21,114,000.00	0.00
<b>Capital Expenditure</b>	10,529,000,000.00	10,529,000,000.00	
<b>TOTAL</b>	<b>10,578,615,643.52</b>	<b>10,550,114,000.00</b>	<b>0.00</b>





# CROSS RIVER STATE CHART OF ACCOUNT 2020

## SOCIAL

### 053505300800 IRA INFRASTRUCTURE AND REGULATORY AGENCY

Fund	Administrative	Programme	Functic	Geo	Economic	Description	Approved Budget 2020	Approved Provision 2019	Actual Rev./Exp. Jan -Aug 2019
<b>RECURRENT REVENUE</b>							<b>2,056,800,000.00</b>	<b>1,552,150,000.00</b>	<b>0.00</b>
<b>12020400 FEES - GENERAL</b>							<b>1,554,000,000.00</b>	<b>1,051,050,000.00</b>	<b>0.00</b>
02101	053505300800	0000000000000000	00000	50910899	12020453	Applications Fees	350,000.00	350,000.00	0.00
02101	053505300800	0000000000000000	00000	50910899	12020416	Surveys Processing / Verification Fee	700,000.00	700,000.00	0.00
02101	053505300800	0000000000000000	00000	50910899	12020480	Safety Inspection, Monitoring And compliance	552,950,000.00	50,000,000.00	0.00
02101	053505300800	0000000000000000	00000	50910899	12020429	Surveys Engineering- Right Of Way Surveys	1,000,000,000.00	1,000,000,000.00	0.00
<b>12020700 EARNINGS -GENERAL</b>							<b>700,000.00</b>	<b>700,000.00</b>	<b>0.00</b>
02101	053505300800	0000000000000000	00000	50910899	12020725	Proceeds From Annual Renewals	700,000.00	700,000.00	0.00
<b>12020900 RENT ON LAND AND OTHERS - GENERAL</b>							<b>200,000.00</b>	<b>200,000.00</b>	<b>0.00</b>
02101	053505300800	0000000000000000	00000	50910899	12020916	Leasing Of Duct	200,000.00	200,000.00	0.00
<b>12022000 FEES - GENERAL (CONT.)</b>							<b>501,700,000.00</b>	<b>500,000,000.00</b>	<b>0.00</b>
02101	053505300800	0000000000000000	00000	50910899	12022210	Relocation ( Fees and Other Charges )	501,700,000.00	500,000,000.00	0.00
<b>16010100 SPECIAL FUNDS/ACCOUNTS - RECEIPTS_16010100</b>							<b>200,000.00</b>	<b>200,000.00</b>	<b>0.00</b>
02101	053505300800	0000000000000000	00000	50910899	16010103	Road Infrastructure Mtce. Levy	200,000.00	200,000.00	0.00
<b>PERSONNEL COST</b>							<b>8,032,920.45</b>	<b>8,032,920.45</b>	<b>0.00</b>
<b>21010100 SALARIES AND WAGES</b>							<b>4,704,487.01</b>	<b>4,704,487.01</b>	<b>0.00</b>
02101	053505300800	0000000000000000	00000	50910899	21010101	Salary	4,704,487.01	4,704,487.01	0.00
<b>21020100 ALLOWANCES</b>							<b>3,328,433.44</b>	<b>3,328,433.44</b>	<b>0.00</b>
02101	053505300800	0000000000000000	00000	50910899	21020104	Meal Subsidy_21020104	154,280.40	154,280.40	0.00
02101	053505300800	0000000000000000	00000	50910899	21020106	Transport	678,939.36	678,939.36	0.00
02101	053505300800	0000000000000000	00000	50910899	21020103	Leave Grant	45,289.12	45,289.12	0.00
02101	053505300800	0000000000000000	00000	50910899	21020105	Rent	2,357,341.92	2,357,341.92	0.00
02101	053505300800	0000000000000000	00000	50910899	21020107	Utility	92,582.64	92,582.64	0.00
<b>OVERHEAD COST</b>							<b>3,000,000.00</b>	<b>16,667,150.00</b>	<b>0.00</b>
<b>22020100 TRAVEL AND TRANSPORT - GENERAL</b>							<b>2,000,000.00</b>	<b>4,470,000.00</b>	<b>0.00</b>
02101	053505300800	0000000000000000	00000	50910899	22020101	Local Travel and Transport	2,000,000.00	3,970,000.00	0.00
02101	053505300800	0000000000000000	00000	50910899	22020102	Local Travel and Transport	0.00	500,000.00	0.00
<b>22020200 UTILITIES - GENERAL</b>							<b>0.00</b>	<b>1,000,000.00</b>	<b>0.00</b>
02101	053505300800	0000000000000000	00000	50910899	22020205	Water Rates_22020205	0.00	200,000.00	0.00
02101	053505300800	0000000000000000	00000	50910899	22020212	Mails, Courier, Diplomatic Mail	0.00	150,000.00	0.00
02101	053505300800	0000000000000000	00000	50910899	22020201	Electricity Charges	0.00	200,000.00	0.00
02101	053505300800	0000000000000000	00000	50910899	22020202	Telephone Charges	0.00	450,000.00	0.00
<b>22020300 MATERIALS AND SUPPLIES - GENERAL</b>							<b>300,000.00</b>	<b>1,201,200.00</b>	<b>0.00</b>
02101	053505300800	0000000000000000	00000	50910899	22020315	Office Material And Supplies	300,000.00	984,000.00	0.00
02101	053505300800	0000000000000000	00000	50910899	22020302	Books_22020302	0.00	107,200.00	0.00
02101	053505300800	0000000000000000	00000	50910899	22020316	Computer Materials And Supplies_22020316	0.00	110,000.00	0.00
<b>22020400 MAINTENANCE SERVICES - GENERAL</b>							<b>700,000.00</b>	<b>8,870,310.00</b>	<b>0.00</b>
02101	053505300800	0000000000000000	00000	50910899	22020404	Maintenance Of Office / It Equipments	0.00	2,266,500.00	0.00
02101	053505300800	0000000000000000	00000	50910899	22020405	Maintenance Of Plants/Generators	0.00	1,069,560.00	0.00

30-20-20  
 CERTIFIED TRUE COPY



# CROSS RIVER STATE CHART OF ACCOUNT 2020

## SOCIAL

### 053505300800 IRA INFRASTRUCTURE AND REGULATORY AGENCY

Fund	Administrative	Programme	Functic	Geo	Economic	Description	Approved Budget 2020	Approved Provision 2019	Actual Rev./Exp. Jan -Aug 2019
02101	053505300800	0000000000000000	00000	50910899	22020402	Maintenance Of Office Furniture	200,000.00	1,224,500.00	0.00
02101	053505300800	0000000000000000	00000	50910899	22020401	Maintenance Of Motor Vehicle/Transport Equipment	300,000.00	3,032,450.00	0.00
02101	053505300800	0000000000000000	00000	50910899	22020415	Maintenance Of Office Equipments	200,000.00	1,277,300.00	0.00
<b>22020500 TRAINING - GENERAL</b>							<b>0.00</b>	<b>222,940.00</b>	<b>0.00</b>
02101	053505300800	0000000000000000	00000	50910899	22020504	Research/Publication	0.00	222,940.00	0.00
<b>22021000 MISCELLANEOUS EXPENSES GENERAL</b>							<b>0.00</b>	<b>902,700.00</b>	<b>0.00</b>
02101	053505300800	0000000000000000	00000	50910899	22021057	Entertainment at Meetings	0.00	902,700.00	0.00
<b>CONSOLIDATED REVENUE CHARGES</b>							<b>21,000,000.00</b>	<b>21,000,000.00</b>	<b>0.00</b>
02101	053505300800	0000000000000000	00000	50910899	21010103	Consolidated Revenue Fund Charge- Salaries	21,000,000.00	21,000,000.00	0.00
<b>CAPITAL EXPENDITURE</b>							<b>137,860,500.00</b>		
03101	053505300800	099000000016811	71071	50910899	23010133	Baseline Survey	3,862,500.00		
03101	053505300800	099000000016810	71071	50910899	23030125	Procurement of ICT Equipment	3,120,000.00		
03101	053505300800	099000000016802	71071	50910899	23010112	Procurement Office Furniture	5,240,000.00		
03101	053505300800	099000000016813	71071	50910899	32010211	Regrassing	20,000,000.00		
03101	053505300800	099000000016812	71071	50910899	23050101	Consultancy and Professional Services	30,000,000.00		
03101	053505300800	099000000016807	71071	50910899	32010917	Publicity	4,500,000.00		
03101	053505300800	099000000016806		50910899	32010917	Procurement of Generator			
03101	053505300800	099000000016801	71071	50910899	23020178	Reinstatement	58,000,000.00		
03101	053505300800	099000000016805	71071	50910899	23020118	Stakeholders Form	7,138,000.00		
03101	053505300800	099000000016808	71071	50910899	23050101	Inspection/Supervision	3,000,000.00		
03101	053505300800	099000000016804		50910899	23020118	Development of Ariel Map			
03101	053505300800	099000000016809	71071	50910899	23050103	Quarterly Monitoring Activities	3,000,000.00		

#### SUMMARY

<b>Recurrent Revenue</b>	2,056,800,000.00	1,552,150,000.00	0.00
<b>Capital Receipts</b>		0.00	0.00
<b>TOTAL</b>	<b>2,056,800,000.00</b>	<b>1,552,150,000.00</b>	<b>0.00</b>
<b>Personnel Cost</b>	8,032,920.45	8,032,920.45	0.00
<b>Overhead Cost</b>	3,000,000.00	16,667,150.00	0.00
<b>Consolidated Revenue Charges</b>	21,000,000.00	21,000,000.00	0.00
<b>SUB-TOTAL</b>	<b>32,032,920.45</b>	<b>45,700,070.45</b>	<b>0.00</b>
<b>Capital Expenditure</b>	137,860,500.00		
<b>TOTAL</b>	<b>169,893,420.45</b>	<b>45,700,070.45</b>	<b>0.00</b>






# CROSS RIVER STATE CHART OF ACCOUNT 2020

## SOCIAL

### 056500100100 MHSW MINISTRY OF HUMANITY AND SOCIAL WELFARE

Fund	Administrative	Programme	Functic	Geo	Economic	Description	Approved Budget 2020	Approved Provision 2019	Actual Rev./Exp. Jan -Aug 2019
<b>RECURRENT REVENUE</b>							<b>18,500,000.00</b>	<b>21,500,000.00</b>	<b>1,230,000.00</b>
<b>12020100 LICENCES - GENERAL</b>							<b>5,000,000.00</b>	<b>8,000,000.00</b>	<b>870,000.00</b>
02101	056500100100	0000000000000000	00000	50910899	12020111	Registration And Supervision Of Cooperatives	5,000,000.00	5,000,000.00	870,000.00
02101	056500100100	0000000000000000	00000	50910899	12020123	Revalidation Of Cooperative Societies		3,000,000.00	
<b>12020600 SALES - GENERAL</b>							<b>6,068,316.00</b>	<b>6,068,316.00</b>	<b>360,000.00</b>
02101	056500100100	0000000000000000	00000	50910899	12020665	Sales Of Adoption Forms	6,000,000.00	6,000,000.00	360,000.00
02101	056500100100	0000000000000000	00000	50910899	12020683	Search Fee	68,316.00	68,316.00	
<b>12020700 EARNINGS -GENERAL</b>							<b>6,931,684.00</b>	<b>6,931,684.00</b>	
02101	056500100100	0000000000000000	00000	50910899	12020739	Cooperative, Audit And Supervision Fees	6,931,684.00	6,931,684.00	
<b>12022000 FEES - GENERAL (CONT.)</b>							<b>500,000.00</b>	<b>500,000.00</b>	
02101	056500100100	0000000000000000	00000	50910899	12022158	Certification of Voluntary Organisations	500,000.00	500,000.00	
<b>CAPITAL RECIEPTS</b>							<b>0.00</b>	<b>731,500,200.00</b>	<b>0.00</b>
<b>14020200 OTHER CAPITAL RECEIPTS_14020200</b>							<b>0.00</b>	<b>731,500,200.00</b>	<b>0.00</b>
02101	056500100100	0000000000000000	00000	50910899	14020315	TwinTrack Project LGA	0.00	600,000,000.00	0.00
02101	056500100100	0000000000000000	00000	50910899	14020237	Project Support Unit(Psu) Funds	0.00	131,500,200.00	0.00
<b>PERSONNEL COST</b>							<b>121,212,840.00</b>	<b>90,583,114.00</b>	<b>0.00</b>
<b>21010100 SALARIES AND WAGES</b>							<b>79,865,231.00</b>	<b>42,635,264.00</b>	<b>0.00</b>
02101	056500100100	0000000000000000	00000	50910899	21010101	Salary	79,865,231.00	42,635,264.00	0.00
<b>21020100 ALLOWANCES</b>							<b>41,347,609.00</b>	<b>47,947,850.00</b>	<b>0.00</b>
02101	056500100100	0000000000000000	00000	50910899	21020108	Domestic Servant	5,297,609.00	4,414,675.00	0.00
02101	056500100100	0000000000000000	00000	50910899	21020109	Entertainment	153,112.00	102,600.00	0.00
02101	056500100100	0000000000000000	00000	50910899	21020105	Rent	19,685,559.00	26,958,924.00	0.00
02101	056500100100	0000000000000000	00000	50910899	21020104	Meal Subsidy_21020104	1,805,877.00	2,026,149.00	0.00
02101	056500100100	0000000000000000	00000	50910899	21020106	Transport	7,645,283.00	7,642,806.00	0.00
02101	056500100100	0000000000000000	00000	50910899	21020107	Utility	1,090,412.00	1,051,153.00	0.00
02101	056500100100	0000000000000000	00000	50910899	21020103	Leave Grant	5,669,757.00	5,751,543.00	0.00
<b>OVERHEAD COST</b>							<b>100,730,246.00</b>	<b>109,550,000.00</b>	<b>0.00</b>
<b>22020100 TRAVEL AND TRANSPORT - GENERAL</b>							<b>1,500,000.00</b>	<b>2,850,000.00</b>	<b>0.00</b>
02101	056500100100	0000000000000000	00000	50910899	22020101	Local Travel and Transport	1,500,000.00	2,850,000.00	0.00
<b>22020300 MATERIALS AND SUPPLIES - GENERAL</b>							<b>1,200,000.00</b>	<b>1,700,000.00</b>	<b>0.00</b>
02101	056500100100	0000000000000000	00000	50910899	22020305	Printing Of Non Security Documents	500,000.00	1,000,000.00	0.00
02101	056500100100	0000000000000000	00000	50910899	22020316	Computer Materials And Supplies_22020316	200,000.00	200,000.00	0.00
02101	056500100100	0000000000000000	00000	50910899	22020315	Office Material And Supplies	500,000.00	500,000.00	0.00
<b>22020400 MAINTENANCE SERVICES - GENERAL</b>							<b>800,000.00</b>	<b>0.00</b>	<b>0.00</b>
02101	056500100100	0000000000000000	00000	50910899	22020401	Maintenance Of Motor Vehicle/Transport Equipment	500,000.00	0.00	0.00
02101	056500100100	0000000000000000	00000	50910899	22020415	Maintenance Of Office Equipments	200,000.00	0.00	0.00
02101	056500100100	0000000000000000	00000	50910899	22020402	Maintenance Of Office Furniture	100,000.00	0.00	0.00
<b>22040100 LOCAL GRANTS AND CONTRIBUTIONS</b>							<b>97,230,246.00</b>	<b>105,000,000.00</b>	<b>0.00</b>
02101	056500100100	0000000000000000	00000	50910899	22040125	Subvention	97,230,246.00	105,000,000.00	0.00







# CROSS RIVER STATE CHART OF ACCOUNT 2020

## SOCIAL

### 056500100100 MHSW MINISTRY OF HUMANITY AND SOCIAL WELFARE

Fund	Administrative	Programme	Functic	Geo	Economic	Description	Approved Budget 2020	Approved Provision 2019	Actual Rev./Exp. Jan -Aug 2019
<b>CONSOLIDATED REVENUE CHARGES</b>							<b>9,895,741.88</b>	<b>9,895,741.88</b>	<b>0.00</b>
02101	056500100100	0000000000000000	00000	50910899	21010103	Consolidated Revenue Fund Charge- Salaries	9,895,741.88	9,895,741.88	0.00
<b>CAPITAL EXPENDITURE</b>							<b>30,622,146,746.00</b>	<b>10,272,946,746.00</b>	
03101	056500100100	099000000027249		50910899	23020127	Renovation of Destiny Child Centre(DCC)	30,000,000.00	30,000,000.00	
03101	056500100100	099000000027201	70474	50910899	23050109	Support to Business Statup	1,000,000,000.00		
03101	056500100100	099000000027247		50910899	23020127	Renovation of Canteen	250,000.00	250,000.00	
03101	056500100100	099000000027242		50910899	23020127	Monitoring of Social Institutions	875,000.00	875,000.00	
03101	056500100100	099000000027244		50910899	23020127	NEW PROJECTS	2,508,324,302.00	2,508,324,302.00	
03101	056500100100	099000000027202	71041	50910899	23050109	Financial Support to child Welfare & Vulnerable	500,000,000.00		
03101	056500100100	099000000027245		50910899	23020127	Trade Fair for Persons with Disability	5,000,000.00	5,000,000.00	
03101	056500100100	099000000027246		50910899	23020127	Project Support Unit( PSU) Funds	210,000,000.00	210,000,000.00	
03101	056500100100	099000000027243		50910899	23020127	Running of Social Institution and Monitoring of Homes	2,280,000.00	2,280,000.00	
03101	056500100100	099000000027241		50910899	23020127	Alternative Source of Livelihood in Forest Communities	1,187,500.00	1,187,500.00	
03101	056500100100	099000000027240		50910899	23020127	Maintenance of Identity Management/Image Capture Equipment and Generators	2,500,000.00	2,500,000.00	
03101	056500100100	099000000027203	70961	50910899	23050110	Educational Support & Charitable Donations	500,000,000.00		
03101	056500100100	099000000027239		50910899	23020127	Identification/Treatment/Rehabilitation of WF/RYP Persons	3,400,000.00	3,400,000.00	
03101	056500100100	099000000027238		50910899	23020127	Repatriation of Remand Home Inmates and Destitues to their Homes Parents	2,200,000.00	2,200,000.00	
03101	056500100100	099000000027237		50910899	23020127	Implementation of Cooperative Data Analysis System in CRS	1,187,500.00	1,187,500.00	
03101	056500100100	099000000027219		50910899	23020127	Establishment of Civic/Recreational Centre for the elderly	5,500,000.00	5,500,000.00	
03101	056500100100	099000000027234		50910899	23020127	Provision of Wheel Chairs Visual Aids, Hearing Aids, Artificial Limbs to the Disabled	10,000,000.00	10,000,000.00	
03101	056500100100	099000000027204	71081	50910899	23050110	Housing as a Right support/House Rent & Job support	1,000,000,000.00		
03101	056500100100	099000000027221		50910899	23020127	Procurement of Identity Management/Office Equipment	1,868,750.00	1,868,750.00	
03101	056500100100	099000000027206	71051	50910899	23050111	Food bank & Food on the Table Programme	5,000,000,000.00		
03101	056500100100	099000000027250		50910899	23020127	Investigation and Visit of Families in Disputee, Applicant for Adoption	3,000,000.00	3,000,000.00	
03101	056500100100	099000000027224		50910899	23020127	Provision of Free Health Care (FHC) for Pregnant Women/Children under 5 years of age aonsultancy services	61,032,939.00	61,032,939.00	
03101	056500100100	099000000027211	70133	50910899	23030120	Renovation of Social Welfare Office, Ogoja	50,000,000.00	5,400,000.00	
03101	056500100100	099000000027212	70651	50910899	23010109	Equipment of Social Welfare Office Ogoja	10,000,000.00	1,400,000.00	
03101	056500100100	099000000027213	70133	50910899	23030108	Renovation of Remand Homes/Social Welfare Offices in Calabar, Ogoja	100,000,000.00	4,000,000.00	
03101	056500100100	099000000027205	71081	50910899	23050110	Happiness Index/Poverty Extermination	600,000,000.00		
03101	056500100100	099000000027214	70133	50910899	23050115	Annual meeting for Social Welfare Officers in the State	2,000,000.00	2,000,000.00	
03101	056500100100	099000000027215	70135	50910899	23050115	Meeting of Commissioner, Permanent Secretary,Directors of Social Welfare/Rehabilitation and PSR with Federal Ministry of Women Affairs	3,000,000.00	3,000,000.00	

30-2-2020  
**CERTIFIED TRUE COPY**




# CROSS RIVER STATE CHART OF ACCOUNT 2020

## SOCIAL

### 056500100100 MHSW MINISTRY OF HUMANITY AND SOCIAL WELFARE

Fund	Administrative	Programme	Functic	Geo	Economic	Description	Approved Budget 2020	Approved Provision 2019	Actual Rev./Exp. Jan -Aug 2019
03101	056500100100	099000000027216		50910899	23020127	Publicity	1,096,875.00	1,096,875.00	
03101	056500100100	099000000027217		50910899	23020127	Immunization	3,493,749.00	3,493,749.00	
03101	056500100100	099000000027218		50910899	23020127	Equipping of Motherless Babies Home in Calabar	1,654,000.00	1,654,000.00	
03101	056500100100	099000000027210	71041	50910899	23050111	School Feeding	1,500,000,000.00		
03101	056500100100	099000000027235		50910899	23020127	International Day of the Dissabled Persons	2,200,000.00	2,200,000.00	
03101	056500100100	099000000027223		50910899	23020127	Procurment of Specialized Equipment for the Running of Social Insitution and Monitoring of Homes	2,200,000.00	2,200,000.00	
03101	056500100100	099000000027226		50910899	23020127	Facilitation of Investment on SME by Cooperative Societies	1,687,500.00	1,687,500.00	
03101	056500100100	099000000027227		50910899	23020127	Training of the Handicapped on Skills Acquisition at specialized institutions	10,000,000.00	10,000,000.00	
03101	056500100100	099000000027228		50910899	23020127	Rehabilitation of Trained Disabled Persons with Equipment/Cash	12,300,000.00	12,300,000.00	
03101	056500100100	099000000027229		50910899	23020127	Upgrading of Perimeter Fencing including Iron Gate/Security Post at MBH, Uwanse	5,100,000.00	5,100,000.00	
03101	056500100100	099000000027251		50910899	23020127	Children at Risk(Child Protection Network)	700,000,000.00	700,000,000.00	
03101	056500100100	099000000027230		50910899	23020127	Conduct of State Survey/census of all Dissabled persons across the state	5,000,000.00	5,000,000.00	
03101	056500100100	099000000027231		50910899	23020127	International Day of the Elderly persons	2,250,000.00	2,250,000.00	
03101	056500100100	099000000027232		50910899	23020127	International Day of the Families	2,200,000.00	2,200,000.00	
03101	056500100100	099000000027233		50910899	23020127	Provision of Social Protection/Conditional Cash Transfer (CCT) and Consultancy Servicing	12,000,000,000.00	5,000,000,000.00	
03101	056500100100	099000000027220		50910899	23020127	Renovation of Nigerian Legion Office in Calabar	5,000,000.00	5,000,000.00	
03101	056500100100	099000000027236		50910899	23020127	Organization of Annual International Celebration (Armed Forces Remembrance Day/Govt. Donation to Legions) etc	5,000,000.00	5,000,000.00	
03101	056500100100	099000000027254		50910899	23020127	Establishment of Remand Home in Calabar	212,000,000.00	212,000,000.00	
03101	056500100100	099000000027256		50910899	23020127	Provision for Protection for Vulnurable Children/Policy on Internal Displaced Persons (NPOA)	1,500,000.00	1,500,000.00	
03101	056500100100	099000000027258		50910899	23020127	Condition Grant Scheme(State)	1,312,000,000.00	1,312,000,000.00	
03101	056500100100	099000000027248		50910899	23020127	Erection of Ministry's Collapsed Fence	2,544,192.00	2,544,192.00	
03101	056500100100	099000000027252		50910899	23020127	Building of Rehabilitation Centre	6,800,000.00	6,800,000.00	
03101	056500100100	099000000027259		50910899	23020127	MDGs/CGs(LGA)	10,000,000.00	10,000,000.00	
03101	056500100100	099000000027257		50910899	23020127	Subvention to Joint National Association of Persons with Disabilities	300,000.00	300,000.00	
03101	056500100100	099000000027222		50910899	23020127	Disabled Pension Meeting Convention etc	2,300,000.00	2,300,000.00	
03101	056500100100	099000000027253		50910899	23020127	Rehabilitation of Street Chidren	6,500,000.00	6,500,000.00	
03101	056500100100	099000000027225		50910899	23020127	Women/Childern under 5 years of age consultancy service	93,896,829.00	93,896,829.00	
03101	056500100100	099000000027208	71081	50910899	23050110	Other Social Amenities & Small family support Programme	600,000,000.00		
03101	056500100100	099000000027207	71031	50910899	23050115	Farm-to-Fork Programme	500,000,000.00		
03101	056500100100	099000000027209	71081	50910899	23050105	Ayade care progreamme	2,000,000,000.00		





# CROSS RIVER STATE CHART OF ACCOUNT 2020

## SOCIAL

### 056500100100 MHSW MINISTRY OF HUMANITY AND SOCIAL WELFARE

<u>Fund</u>	<u>Administrative</u>	<u>Programme</u>	<u>Funcic</u>	<u>Geo</u>	<u>Economic</u>	<u>Description</u>	<u>Approved Budget 2020</u>	<u>Approved Provision 2019</u>	<u>Actual Rev./Exp.</u> <u>Jan -Aug 2019</u>
03101	056500100100	099000000027255		50910899	23020127	Conduct of Vulnerability Assesment (NPOA)	1,517,610.00	1,517,610.00	

#### SUMMARY

<b>Recurrent Revenue</b>	18,500,000.00	21,500,000.00	1,230,000.00
<b>Capital Receipts</b>	0.00	731,500,200.00	0.00
<b>TOTAL</b>	<b>18,500,000.00</b>	<b>753,000,200.00</b>	<b>1,230,000.00</b>
<b>Personnel Cost</b>	121,212,840.00	90,583,114.00	0.00
<b>Overhead Cost</b>	100,730,246.00	109,550,000.00	0.00
<b>Consolidated Revenue Charges</b>	9,895,741.88	9,895,741.88	0.00
SUB-TOTAL	231,838,827.88	210,028,855.88	0.00
<b>Capital Expenditure</b>	30,622,146,746.00	10,272,946,746.00	
<b>TOTAL</b>	<b>30,853,985,573.88</b>	<b>10,482,975,601.88</b>	<b>0.00</b>





# CROSS RIVER STATE CHART OF ACCOUNT 2020

## SOCIAL

### 056500100300 MORAI MINISTRY OF ROBOTICS AND ARTIFICIAL INTELLIGENCE

Fund	Administrative	Programme	Functic	Geo	Economic	Description	Approved Budget 2020	Approved Provision 2019	Actual Rev./Exp. Jan -Aug 2019
<b>OVERHEAD COST</b>							<b>12,000,000.00</b>	<b>0.00</b>	<b>0.00</b>
<b>22020100 TRAVEL AND TRANSPORT - GENERAL</b>							<b>5,000,000.00</b>	<b>0.00</b>	<b>0.00</b>
02101	056500100300	0000000000000000	00000	50910899	22020102	Local Travel and Transport	5,000,000.00	0.00	0.00
<b>22020200 UTILITIES - GENERAL</b>							<b>400,000.00</b>	<b>0.00</b>	<b>0.00</b>
02101	056500100300	0000000000000000	00000	50910899	22020202	Telephone Charges	200,000.00	0.00	0.00
02101	056500100300	0000000000000000	00000	50910899	22020201	Electricity Charges	200,000.00	0.00	0.00
<b>22020300 MATERIALS AND SUPPLIES - GENERAL</b>							<b>1,600,000.00</b>	<b>0.00</b>	<b>0.00</b>
02101	056500100300	0000000000000000	00000	50910899	22020316	Computer Materials And Supplies_22020316	400,000.00	0.00	0.00
02101	056500100300	0000000000000000	00000	50910899	22020314	Other Material and Supplies	400,000.00	0.00	0.00
02101	056500100300	0000000000000000	00000	50910899	22020315	Office Material And Supplies	400,000.00	0.00	0.00
02101	056500100300	0000000000000000	00000	50910899	22020305	Printing Of Non Security Documents	400,000.00	0.00	0.00
<b>22020400 MAINTENANCE SERVICES - GENERAL</b>							<b>3,000,000.00</b>	<b>0.00</b>	<b>0.00</b>
02101	056500100300	0000000000000000	00000	50910899	22020405	Maintenance Of Plants/Generators	400,000.00	0.00	0.00
02101	056500100300	0000000000000000	00000	50910899	22020420	Maintenance -Others Infrastructure (diesel)	300,000.00	0.00	0.00
02101	056500100300	0000000000000000	00000	50910899	22020417	Maintenance Of Office Building	600,000.00	0.00	0.00
02101	056500100300	0000000000000000	00000	50910899	22020415	Maintenance Of Office Equipments	500,000.00	0.00	0.00
02101	056500100300	0000000000000000	00000	50910899	22020414	Maintenance Of Computer And It Equipments	400,000.00	0.00	0.00
02101	056500100300	0000000000000000	00000	50910899	22020402	Maintenance Of Office Furniture	200,000.00	0.00	0.00
02101	056500100300	0000000000000000	00000	50910899	22020401	Maintenance Of Motor Vehicle/Transport Equipment	600,000.00	0.00	0.00
<b>22020500 TRAINING - GENERAL</b>							<b>2,000,000.00</b>	<b>0.00</b>	<b>0.00</b>
02101	056500100300	0000000000000000	00000	50910899	22020501	Local Training	2,000,000.00	0.00	0.00
<b>CONSOLIDATED REVENUE CHARGES</b>							<b>9,895,742.16</b>	<b>0.00</b>	<b>0.00</b>
02101	056500100300	0000000000000000	00000	50910899	21010103	Consolidated Revenue Fund Charge- Salaries	9,895,742.16	0.00	0.00
<b>CAPITAL EXPENDITURE</b>							<b>10,475,000,000.00</b>	<b>2,000,000,000.00</b>	
03101	056500100300	0990000000029902	70433	50910899	23020118	Tinapa Knowledge Centre	2,000,000,000.00		
03101	056500100300	9900000000030585	70131	50910899	23050105	Consultancy	5,000,000.00		
03101	056500100300	9900000000030583	70131	50910899	23010112	Purchase of Office Furniture/Equipments	20,000,000.00		
03101	056500100300	0990000000029904	70461	50910899	23010113	Procurement of Computers/ Servers	400,000,000.00		
03101	056500100300	0990000000029901	70433	50910899	23020127	Calabar Smartcity project	3,000,000,000.00	2,000,000,000.00	
03101	056500100300	0990000000029903	70461	50910899	23020118	Fibre Optic Extension	5,000,000,000.00		
03101	056500100300	9900000000030584	70131	50910899	23050101	International Conferences and Workshops	50,000,000.00		

30-2-2020



**CROSS RIVER STATE CHART OF ACCOUNT 2020**

**SOCIAL**

**056500100300 MORAI MINISTRY OF ROBOTICS AND ARTIFICIAL INTELLIGENCE**

<u>Fund</u>	<u>Administrative</u>	<u>Programme</u>	<u>Func</u>	<u>Geo</u>	<u>Economic</u>	<u>Description</u>	<u>Approved Budget 2020</u>	<u>Approved Provision 2019</u>	<u>Actual Rev./Exp.</u> <u>Jan -Aug 2019</u>
<b>SUMMARY</b>									
						<b>Recurrent Revenue</b>			0.00
						<b>Capital Receipts</b>		0.00	0.00
						<b>TOTAL</b>			
						<b>Personnel Cost</b>			0.00
						<b>Overhead Cost</b>	12,000,000.00	0.00	0.00
						<b>Consolidated Revenue Charges</b>	9,895,742.16	0.00	0.00
						<b>SUB-TOTAL</b>	21,895,742.16	0.00	0.00
						<b>Capital Expenditure</b>	10,475,000,000.00	2,000,000,000.00	
						<b>TOTAL</b>	<b>10,496,895,742.16</b>	<b>2,000,000,000.00</b>	<b>0.00</b>

30-2-2020




# CROSS RIVER STATE CHART OF ACCOUNT 2020

## SOCIAL

### 056500100500 SEMA STATE EMERGENCY MANAGEMENT AGENCY

Fund	Administrative	Programme	Func	Geo	Economic	Description	Approved Budget 2020	Approved Provision 2019	Actual Rev./Exp. Jan -Aug 2019
<b>PERSONNEL COST</b>							<b>6,683,690.89</b>	<b>6,683,690.89</b>	<b>4,595,420.57</b>
<b>21010100 SALARIES AND WAGES</b>							<b>2,274,616.48</b>	<b>2,274,616.48</b>	<b>2,306,493.72</b>
02101	056500100500	0000000000000000	00000	50910899	21010101	Salary	2,274,616.48	2,274,616.48	2,306,493.72
<b>21020100 ALLOWANCES</b>							<b>4,409,074.41</b>	<b>4,409,074.41</b>	<b>2,288,926.85</b>
02101	056500100500	0000000000000000	00000	50910899	21020108	Domestic Servant	713,695.55	713,695.55	441,467.46
02101	056500100500	0000000000000000	00000	50910899	21020112	Pa Allowance	275,024.16	275,024.16	0.00
02101	056500100500	0000000000000000	00000	50910899	21020110	Journal	165,014.52	165,014.52	0.00
02101	056500100500	0000000000000000	00000	50910899	21020104	Meal Subsidy_21020104	186,202.80	186,202.80	75,873.50
02101	056500100500	0000000000000000	00000	50910899	21020109	Entertainment	141,429.04	141,429.04	8,550.00
02101	056500100500	0000000000000000	00000	50910899	21020103	Leave Grant	572,533.76	572,533.76	230,649.44
02101	056500100500	0000000000000000	00000	50910899	21020111	Vehicle Maintainance	825,072.72	825,072.72	0.00
02101	056500100500	0000000000000000	00000	50910899	21020106	Transport	321,345.12	321,345.12	333,623.40
02101	056500100500	0000000000000000	00000	50910899	21020107	Utility	241,779.04	241,779.04	45,516.10
02101	056500100500	0000000000000000	00000	50910899	21020105	Rent	966,977.70	966,977.70	1,153,246.95
<b>OVERHEAD COST</b>							<b>11,999,999.31</b>	<b>11,999,999.31</b>	<b>0.00</b>
<b>22020100 TRAVEL AND TRANSPORT - GENERAL</b>							<b>5,993,627.96</b>	<b>5,993,627.96</b>	<b>0.00</b>
02101	056500100500	0000000000000000	00000	50910899	22020102	Local Travel and Transport	5,993,627.96	5,993,627.96	0.00
<b>22020200 UTILITIES - GENERAL</b>							<b>354,631.00</b>	<b>354,631.00</b>	<b>0.00</b>
02101	056500100500	0000000000000000	00000	50910899	22020203	Internet Access Charges	120,360.00	120,360.00	0.00
02101	056500100500	0000000000000000	00000	50910899	22020202	Telephone Charges	71,401.00	71,401.00	0.00
02101	056500100500	0000000000000000	00000	50910899	22020211	Other Utility	162,870.00	162,870.00	0.00
<b>22020300 MATERIALS AND SUPPLIES - GENERAL</b>							<b>1,418,295.44</b>	<b>1,418,295.44</b>	<b>0.00</b>
02101	056500100500	0000000000000000	00000	50910899	22020309	Uniforms and Other Clothing	703,698.00	703,698.00	0.00
02101	056500100500	0000000000000000	00000	50910899	22020316	Computer Materials And Supplies_22020316	133,620.00	133,620.00	0.00
02101	056500100500	0000000000000000	00000	50910899	22020314	Other Material and Supplies	324,708.00	324,708.00	0.00
02101	056500100500	0000000000000000	00000	50910899	22020315	Office Material And Supplies	256,269.44	256,269.44	0.00
<b>22020400 MAINTENANCE SERVICES - GENERAL</b>							<b>3,360,767.14</b>	<b>3,360,767.14</b>	<b>0.00</b>
02101	056500100500	0000000000000000	00000	50910899	22020402	Maintenance Of Office Furniture	184,824.00	184,824.00	0.00
02101	056500100500	0000000000000000	00000	50910899	22020414	Maintenance Of Computer And It Equipments	695,640.00	695,640.00	0.00
02101	056500100500	0000000000000000	00000	50910899	22020415	Maintenance Of Office Equipments	127,896.84	127,896.84	0.00
02101	056500100500	0000000000000000	00000	50910899	22020417	Maintenance Of Office Building	84,456.00	84,456.00	0.00
02101	056500100500	0000000000000000	00000	50910899	22020401	Maintenance Of Motor Vehicle/Transport Equipment	591,387.30	591,387.30	0.00
02101	056500100500	0000000000000000	00000	50910899	22020405	Maintenance Of Plants/Generators	1,676,563.00	1,676,563.00	0.00
<b>22020600 OTHER SERVICES - GENERAL</b>							<b>136,680.00</b>	<b>136,680.00</b>	<b>0.00</b>
02101	056500100500	0000000000000000	00000	50910899	22020639	Press And Public Relation/ Advertisement	136,680.00	136,680.00	0.00
<b>22020900 FINANCIAL CHARGES - GENERAL</b>							<b>53,272.04</b>	<b>53,272.04</b>	<b>0.00</b>
02101	056500100500	0000000000000000	00000	50910899	22020901	Bank Charges (Other Than Interest)	53,272.04	53,272.04	0.00
<b>22021000 MISCELLANEOUS EXPENSES GENERAL</b>							<b>682,725.73</b>	<b>682,725.73</b>	<b>0.00</b>
02101	056500100500	0000000000000000	00000	50910899	22021047	Servicom	40,800.00	40,800.00	0.00





# CROSS RIVER STATE CHART OF ACCOUNT 2020

## SOCIAL

### 056500100500 SEMA STATE EMERGENCY MANAGEMENT AGENCY

Fund	Administrative	Programme	Functio	Geo	Economic	Description	Approved Budget 2020	Approved Provision 2019	Actual Rev./Exp. Jan -Aug 2019
02101	056500100500	0000000000000000	00000	50910899	22021057	Entertainment at Meetings	641,925.73	641,925.73	0.00
<b>CONSOLIDATED REVENUE CHARGES</b>							<b>4,000,000.00</b>	<b>4,000,000.00</b>	<b>0.00</b>
02101	056500100500	0000000000000000	00000	50910899	21010103	Consolidated Revenue Fund Charge- Salaries	4,000,000.00	4,000,000.00	0.00
<b>CAPITAL EXPENDITURE</b>							<b>2,689,795,313.00</b>	<b>192,047,800.00</b>	
03101	056500100500	9900000000030579	70131	50910899	23050109	Support to refugees in Boki LGA in Respect of Education and Health	136,259,134.00		
03101	056500100500	0990000000016412	71081	50910899	23010119	Purchase of Generator 2No. 100KVA	7,400,000.00	7,400,000.00	
03101	056500100500	0990000000016413	71081	50910899	23010132	Purchahse of Reflective Jackets @ N 1000 each	300,000.00	300,000.00	
03101	056500100500	9900000000030582	70131	50910899	23050109	Yearly support to Nigerian Red Cross Society Calabar Branch (N500,000 monthly)	6,000,000.00		
03101	056500100500	0990000000016414	70621	50910899	23050109	Community Support Programme	500,000,000.00		
03101	056500100500	0990000000016415	70131	50910899	23050109	Zero Interest Rate	500,000,000.00		
03101	056500100500	9900000000030581	70131	50910899	23050109	Support to refugees in Ogoja LGA in Respect of Education and Health	158,965,384.00		
03101	056500100500	9900000000030580	70131	50910899	23050109	Support to refugees in Obanliku LGA in Respect of Education, Health and WASH (Sanitation)	242,716,900.00		
03101	056500100500	9900000000030576	70131	50910899	23050109	Support to refugees in Calabar Municipal in Respect of Education and Health	94,630,422.00		
03101	056500100500	9900000000030577	70131	50910899	23050109	Support to refugees in Etung in Respect of Education and Health	93,638,549.00		
03101	056500100500	0990000000016407	71081	50910899	23010128	Purchase of 300 pairs of boots wear @ N6,000 each	1,800,000.00	1,800,000.00	
03101	056500100500	0990000000016406	71061	50910899	23020101	Construction of Permanent Office Building for SEMA	30,000,000.00	30,000,000.00	
03101	056500100500	0990000000016405	71091	50910899	23030108	Recovery through Rehabilitation Resettlement and Empowerment of Disaster Victims	20,000,000.00	20,000,000.00	
03101	056500100500	0990000000016404	71081	50910899	23030108	Public Enlightenment of Disaster prevention, Conflict Resolution & Peace Building	5,000,000.00	5,000,000.00	
03101	056500100500	0990000000016403	70741	50910899	23030117	Emergency Response (After War Crisis or Natural Inferno)	600,000,000.00	76,973,000.00	
03101	056500100500	9900000000030575	70131	50910899	23050109	Support to refugees in Akamkpa LGA in respect of Education, Health and WASH (Sanitation)	102,315,566.00		
03101	056500100500	0990000000016401	70451	50910899	23010105	Purchase of Basic Life Saving Ambulance (Toyota)	9,500,000.00	9,500,000.00	
03101	056500100500	0990000000016408	71091	50910899	23030117	Provision of Emergency Portable Beds for Internally Displaced Persons	20,000,000.00	20,000,000.00	
03101	056500100500	9900000000030574	70131	50910899	23050109	Construction of SEMA Warehouse	40,000,000.00		
03101	056500100500	0990000000016409	71071	50910899	23010112	Purchase of Office Furniture	3,736,000.00	3,736,000.00	
03101	056500100500	0990000000016402	70741	50910899	23010114	Purchase of Computers for SEMA	1,738,800.00	1,738,800.00	
03101	056500100500	0990000000016410	71081	50910899	23010109	Purchase of 300 units of Helmet @ N2000 each	600,000.00	600,000.00	
03101	056500100500	0990000000016411	71091	50910899	23010139	Purchase of Office Equipment	15,000,000.00	15,000,000.00	
03101	056500100500	9900000000030578	70131	50910899	23050109	Support to refugees in Ikom LGA in Respect of Education and Health	100,194,558.00		

30-2-2020





**CROSS RIVER STATE CHART OF ACCOUNT 2020**

**SOCIAL**

**056500100500 SEMA STATE EMERGENCY MANAGEMENT AGENCY**

<u>Fund</u>	<u>Administrative</u>	<u>Programme</u>	<u>Func</u>	<u>Geo</u>	<u>Economic</u>	<u>Description</u>	<u>Approved Budget 2020</u>	<u>Approved Provision 2019</u>	<u>Actual Rev./Exp.</u> <u>Jan -Aug 2019</u>
<b>SUMMARY</b>									
<b>Recurrent Revenue</b>									
<b>Capital Receipts</b>							0.00		0.00
<b>TOTAL</b>									
<b>Personnel Cost</b>							6,683,690.89	6,683,690.89	4,595,420.57
<b>Overhead Cost</b>							11,999,999.31	11,999,999.31	0.00
<b>Consolidated Revenue Charges</b>							4,000,000.00	4,000,000.00	0.00
<b>SUB-TOTAL</b>							22,683,690.20	22,683,690.20	4,595,420.57
<b>Capital Expenditure</b>							2,689,795,313.00	192,047,800.00	
<b>TOTAL</b>							<b>2,712,479,003.20</b>	<b>214,731,490.20</b>	<b>4,595,420.57</b>

30-2-2020




# CROSS RIVER STATE CHART OF ACCOUNT 2020

## SOCIAL

### 056500100600 SACA AGENCY FOR THE CONTROL OF HIV/AIDS (SACA)

Fund	Administrative	Programme	Func	Geo	Economic	Description	Approved Budget 2020	Approved Provision 2019	Actual Rev./Exp. Jan -Aug 2019
<b>CAPITAL RECEIPTS</b>							<b>100,000,000.00</b>	<b>100,000,000.00</b>	<b>0.00</b>
<b>14020200 OTHER CAPITAL RECEIPTS_14020200</b>							<b>100,000,000.00</b>	<b>100,000,000.00</b>	<b>0.00</b>
02101	056500100600	0000000000000000	00000	50910899	14020210	Counterpart (State Govt To Unaiids Programme)	100,000,000.00	100,000,000.00	0.00
<b>PERSONNEL COST</b>							<b>29,519,051.84</b>	<b>32,921,079.16</b>	<b>0.00</b>
<b>21010100 SALARIES AND WAGES</b>							<b>21,634,252.24</b>	<b>21,634,252.24</b>	<b>0.00</b>
02101	056500100600	0000000000000000	00000	50910899	21010101	Salary	21,634,252.24	21,634,252.24	0.00
<b>21020100 ALLOWANCES</b>							<b>7,884,799.60</b>	<b>11,286,826.92</b>	<b>0.00</b>
02101	056500100600	0000000000000000	00000	50910899	21020103	Leave Grant	699,733.56	699,733.56	0.00
02101	056500100600	0000000000000000	00000	50910899	21020109	Entertainment	341,429.00	341,429.00	0.00
02101	056500100600	0000000000000000	00000	50910899	21020108	Domestic Servant	2,060,182.08	2,060,182.08	0.00
02101	056500100600	0000000000000000	00000	50910899	21020107	Utility	441,287.16	3,410,887.16	0.00
02101	056500100600	0000000000000000	00000	50910899	21020106	Transport	815,427.36	815,427.36	0.00
02101	056500100600	0000000000000000	00000	50910899	21020104	Meal Subsidy_21020104	185,524.40	185,524.40	0.00
02101	056500100600	0000000000000000	00000	50910899	21020105	Rent	3,341,216.04	3,773,643.36	0.00
<b>OVERHEAD COST</b>							<b>5,000,000.00</b>	<b>5,000,000.00</b>	<b>0.00</b>
<b>22020100 TRAVEL AND TRANSPORT - GENERAL</b>							<b>834,142.84</b>	<b>834,142.84</b>	<b>0.00</b>
02101	056500100600	0000000000000000	00000	50910899	22020102	Local Travel and Transport	834,142.84	834,142.84	0.00
<b>22020200 UTILITIES - GENERAL</b>							<b>447,800.00</b>	<b>447,800.00</b>	<b>0.00</b>
02101	056500100600	0000000000000000	00000	50910899	22020202	Telephone Charges	122,400.00	122,400.00	0.00
02101	056500100600	0000000000000000	00000	50910899	22020203	Internet Access Charges	30,600.00	30,600.00	0.00
02101	056500100600	0000000000000000	00000	50910899	22020212	Mails, Courier, Diplomatic Mail	244,800.00	244,800.00	0.00
02101	056500100600	0000000000000000	00000	50910899	22020201	Electricity Charges	50,000.00	50,000.00	0.00
<b>22020300 MATERIALS AND SUPPLIES - GENERAL</b>							<b>631,429.02</b>	<b>631,429.02</b>	<b>0.00</b>
02101	056500100600	0000000000000000	00000	50910899	22020304	Magazines and Periodicals	28,000.00	28,000.00	0.00
02101	056500100600	0000000000000000	00000	50910899	22020315	Office Material And Supplies	499,708.56	499,708.56	0.00
02101	056500100600	0000000000000000	00000	50910899	22020316	Computer Materials And Supplies_22020316	103,720.46	103,720.46	0.00
<b>22020400 MAINTENANCE SERVICES - GENERAL</b>							<b>2,366,628.14</b>	<b>2,366,628.14</b>	<b>0.00</b>
02101	056500100600	0000000000000000	00000	50910899	22020402	Maintenance Of Office Furniture	87,428.58	87,428.58	0.00
02101	056500100600	0000000000000000	00000	50910899	22020415	Maintenance Of Office Equipments	58,969.28	58,969.28	0.00
02101	056500100600	0000000000000000	00000	50910899	22020414	Maintenance Of Computer And It Equipments	36,114.28	36,114.28	0.00
02101	056500100600	0000000000000000	00000	50910899	22020417	Maintenance Of Office Building	209,100.00	209,100.00	0.00
02101	056500100600	0000000000000000	00000	50910899	22020401	Maintenance Of Motor Vehicle/Transport Equipment	153,542.86	153,542.86	0.00
02101	056500100600	0000000000000000	00000	50910899	22020405	Maintenance Of Plants/Generators	1,797,816.00	1,797,816.00	0.00
02101	056500100600	0000000000000000	00000	50910899	22020404	Maintenance Of Office / It Equipments	23,657.14	23,657.14	0.00
<b>22020600 OTHER SERVICES - GENERAL</b>							<b>450,000.00</b>	<b>450,000.00</b>	<b>0.00</b>
02101	056500100600	0000000000000000	00000	50910899	22020601	Security Services	450,000.00	450,000.00	0.00
<b>22021000 MISCELLANEOUS EXPENSES GENERAL</b>							<b>270,000.00</b>	<b>270,000.00</b>	<b>0.00</b>
02101	056500100600	0000000000000000	00000	50910899	22021047	Servicom	102,000.00	102,000.00	0.00
02101	056500100600	0000000000000000	00000	50910899	22021057	Entertainment at Meetings	168,000.00	168,000.00	0.00





# CROSS RIVER STATE CHART OF ACCOUNT 2020

## SOCIAL

### 056500100600 SACA AGENCY FOR THE CONTROL OF HIV/AIDS (SACA)

Fund	Administrative	Programme	Functic	Geo	Economic	Description	Approved Budget 2020	Approved Provision 2019	Actual Rev./Exp. Jan -Aug 2019
<b>CONSOLIDATED REVENUE CHARGES</b>							<b>7,980,610.00</b>	<b>7,980,610.00</b>	<b>0.00</b>
02101	056500100600	0000000000000000	00000	50910899	21010103	Consolidated Revenue Fund Charge- Salaries	7,980,610.00	7,980,610.00	0.00
<b>CAPITAL EXPENDITURE</b>							<b>1,756,438,136.50</b>	<b>2,056,438,136.50</b>	
03101	056500100600	099000000014904	70821	50910899	23050110	Facilitate outreach intervention during Obudu Mountain Race and Tourism communities with HUCT, Condom distribution and HIV education	1,524,000.00	1,524,000.00	
03101	056500100600	099000000014929	70131	50910899	22010217	Rent for SACA Secretariat	900,000.00	900,000.00	
03101	056500100600	099000000014931	70411	50910899	23050110	Development and produce BCC materials targeting Special need groups	3,165,100.00	3,165,100.00	
03101	056500100600	099000000014919	70112	50910899	23050109	Financial support to people living with HIV/AIDS (PLWHA)			
03101	056500100600	099000000014907	70131	50910899	23050110	Provide livelihood support to orphaned and vulnerable Children (OVC) in the State	14,000,000.00	14,000,000.00	
03101	056500100600	099000000014906	70133	50910899	23050103	Monthly Monitoring of HIV and AIDS activities across the State	2,904,000.00	2,904,000.00	
03101	056500100600	099000000014901	70112	50910899	23050109	Support to public sector (LACA, Line ministries)	18,600,000.00	18,600,000.00	
03101	056500100600	099000000014902	71041	50910899	23050110	Mapping and Situation Analysis of OVCs in the State	17,181,500.00	17,181,500.00	
03101	056500100600	099000000015059	70741		23050110	Malaria Diagnosis and Treatment	2,987,302.50	2,987,302.50	
03101	056500100600	099000000014903	70821	50910899	23050110	Facilitate outreach intervention during Leboku New Yam Festival and Tourism communities with HUCT, Condom distribution and HIV education	763,000,000.00	763,000,000.00	
03101	056500100600	099000000014932	70112	50910899	23050114	Convene Quarterly meeting of Seven (7) Technical working groups	2,255,000.00	2,255,000.00	
03101	056500100600	099000000014934	70131	50910899	23050114	Training on financial Management for LACA, Line Ministries and CSO's	3,600,000.00	3,600,000.00	
03101	056500100600	099000000015057	70741	50910899	23050110	Health System Support(Programme Management)	5,000,000.00	5,000,000.00	
03101	056500100600	099000000014930	70411	50910899	32030106	Up date SACA website/Annual subscription	695,000.00	695,000.00	
03101	056500100600	099000000015058	71041		23050110	Malaria Pregnancy and Children under 5 Years of Age	2,000,000.00	2,000,000.00	
03101	056500100600	099000000015060	70741		23050110	KnapSprayer	390,000.00	390,000.00	
03101	056500100600	099000000015061	70713		23050110	Procurement of Management for Malaria Elimination	10,000,000.00	10,000,000.00	
03101	056500100600	099000000015062	70741		23050110	Commenmoration of World Malaria Day	3,000,000.00	3,000,000.00	
03101	056500100600	099000000015056	70741	50910899	23050110	Promotion of Vector Control Management in CrossRiver State	2,000,000.00	2,000,000.00	
03101	056500100600	099000000015055	70741	50910899	23050110	Malaria Prevention and Vector Control	4,407,325.00	4,407,325.00	
03101	056500100600	099000000014912	70131	50910899	23050110	Support Bi-Annual MNCH week(May and November 2018)HIV Testing Services	7,210,960.00	7,210,960.00	
03101	056500100600	099000000014928	70487	50910899	23050114	Quarterly M&E review meeting with partner	600,000.00	600,000.00	
03101	056500100600	099000000014946	70131	50910899	23050110	Provide Monthly Communication Support to all PMTCT Focal Persons for Referral/Linkages of Mother Baby a cross the State	12,000,000.00	12,000,000.00	
03101	056500100600	099000000015053	70741	50910899	23050103	Monitoring and Evaluation and Operation Research	500,000.00	500,000.00	
03101	056500100600	099000000014958	70741	50910899	23010114	Print and Distribute IEC Material SyndromicManagement of STIs in PHCs	1,500,000.00	1,500,000.00	

30-2-2020



# CROSS RIVER STATE CHART OF ACCOUNT 2020

## SOCIAL

### 056500100600 SACA AGENCY FOR THE CONTROL OF HIV/AIDS (SACA)

Fund	Administrative	Programme	Func	Geo	Economic	Description	Approved Budget 2020	Approved Provision 2019	Actual Rev./Exp. Jan -Aug 2019
03101	056500100600	099000000014957	70733	50910899	23050113	Procure and Distribute ARVs and Other Commodities for HIV Positive Pregnant Women and their Exposed Infants for PMTCT	119,375,200.00	119,375,200.00	
03101	056500100600	099000000014956	70133	50910899	23030120	Renovation of SACA Permanent Site	10,000,000.00	10,000,000.00	
03101	056500100600	099000000014955	70133	50910899	23010122	Purchase of DBS kits/Distribution(50x50 Units for Early infant Diagnosis	5,000,000.00	5,000,000.00	
03101	056500100600	099000000014954	70131	50910899	23050114	Conduct a 5 Days Residential Training of 40 PMTCT Focal Persons	3,278,200.00	3,278,200.00	
03101	056500100600	099000000014953	70131	50910899	23050114	Training, start up grant, equipment support and empowerment to people living with HIV/AIDS (PLWHA)	40,000.00	40,000.00	
03101	056500100600	099000000014952	70133	50910899	23050108	Operational Support Services(Transport Support and Communication) to State EID focal Persons	104,000.00	104,000.00	
03101	056500100600	099000000014951	70133	50910899	23050108	EID Operational Support Services(EID OSS Transport and Communication)	8,400,000.00	8,400,000.00	
03101	056500100600	099000000014944	70741	50910899	23050111	Review, develop, validate and print State Prevention Plan	3,589,400.00	3,589,400.00	
03101	056500100600	099000000014949	70131	50910899	23050113	Conduct a 1 day State Level Quarterly HTS Co-ordination Meeting for HTS Focal Persons in all Secondary Health Facilities across th State	2,176,800.00	2,176,800.00	
03101	056500100600	099000000015054	70741	50910899	23050115	Advocacy,Communication and Social Mobilization	1,000,000.00	1,000,000.00	
03101	056500100600	099000000014947	70131	50910899	23050110	Provide Monthly Communication Support to all PMTCT/EID Focal Persons for Tracking Monther Baby Pair to access PMTCT/EID Services	1,200,000.00	1,200,000.00	
03101	056500100600	099000000014945	70131	50910899	23050114	Establish,Train and Strengthen Infection Prevention Control Committees in Health Facilities Per Senatorial District	1,410,400.00	1,410,400.00	
03101	056500100600	099000000014943	70741	50910899	23050110	Procure and make available Male and Female condoms	1,500,000.00	1,500,000.00	
03101	056500100600	099000000014942	70733	50910899	23050110	Conduct a situational analysis of HIV/AIDS in the state	8,000,000.00	8,000,000.00	
03101	056500100600	099000000014941	70741	50910899	23050110	Build the capacity of legislators on HIV/AIDs related issues within the state and LGA	3,000,000.00	3,000,000.00	
03101	056500100600	099000000014940	70741	50910899	23050110	SACA/CSO/Networking/Line Ministries review meeting	1,000,000.00	1,000,000.00	
03101	056500100600	099000000014939	70733	50910899	23050103	Conduct routine data Validation, monitoring and supervision of SDPs in the State	1,384,000.00	1,384,000.00	
03101	056500100600	099000000014938	70741	50910899	23050103	Quarterly M&E review meeting with LACA, Line Ministeries & CSOs	1,201,800.00	1,201,800.00	
03101	056500100600	099000000014937	70741	50910899	23050110	Commemoration of world AIDS day	2,780,000.00	2,780,000.00	
03101	056500100600	099000000014936	70133	50910899	23050113	Development and Production of Radio and TV Public Service Announcement and Jungles on STLs (Basic Facts, preventive measures)	2,027,000.00	2,027,000.00	
03101	056500100600	099000000014935	70133	50910899	23050110	Conduct quarterly meetings for SACA Board	2,934,000.00	2,934,000.00	
03101	056500100600	099000000014948	70131	50910899	23050103	Conduct training of DHIS for M&E staff	4,033,000.00	4,033,000.00	
03101	056500100600	099000000014950	70133	50910899	23050115	Quarterly supportive supervision visits to CSOS, LACA and Line Ministries	1,776,000.00	1,776,000.00	
03101	056500100600	099000000014914	70112	50910899	23050110	Support to Civil society Organisations to carry out HIV/AIDs activities in the state	29,469,700.00	29,469,700.00	





# CROSS RIVER STATE CHART OF ACCOUNT 2020

## SOCIAL

### 056500100600 SACA AGENCY FOR THE CONTROL OF HIV/AIDS (SACA)

Fund	Administrative	Programme	Functic	Geo	Economic	Description	Approved Budget 2020	Approved Provision 2019	Actual Rev./Exp. Jan -Aug 2019
03101	056500100600	099000000014920	70487	50910899	23050103	Support CiSHAN CRS to conduct quarterly monitoring and evaluation visits to CSOs working in the field	1,628,000.00	1,628,000.00	
03101	056500100600	099000000014911	70131	50910899	23050114	Support Monthly Facility PMTCT Cluster Co-ordination Meeting across the State	2,700,000.00	2,700,000.00	
03101	056500100600	099000000014905	70741	50910899	23050114	Build technical capacity of SACA (Retreat/capacity building training)	2,155,900.00	2,155,900.00	
03101	056500100600	099000000014910	71081	50910899	23050110	Social Security Scheme	500,000,000.00	500,000,000.00	
03101	056500100600	099000000014909	70741	50910899	23505110	Procure and Distribute Drugs for Managemant of STIs in all HIV and AIDs Service Delivery	1,500,000.00	1,500,000.00	
03101	056500100600	099000000014933	70113	50910899	23050109	Support for Annual forum of CRS youth network on HIV/AIDS (NYNETHA)	2,059,000.00	2,059,000.00	
03101	056500100600	099000000014915	70950	50910899	23050110	Conduct Peer Education training for selected physically challenged population across the 3 Senatorial district	2,776,500.00	2,776,500.00	
03101	056500100600	099000000014913	70112	50910899	23050110	Provision of Funds for Monther Baby Pair Tracking for 500 PMTCT Service Delivery	4,800,000.00	4,800,000.00	
03101	056500100600	099000000014921	70751	50910899	23050110	Production of HIV/AIDS Wrist Bands, Pin up and Roll in Banners	1,500,000.00	1,500,000.00	
03101	056500100600	099000000014908	70841	50910899	23050114	Training of Religious Leaders on HIV Prevention	2,000,000.00	2,000,000.00	
03101	056500100600	099000000014927	70751	50910899	23050110	Produce & Disseminate Quarterly factsheets base on Nigeria National Response Information System (NNRIMS) reports	528,000.00	528,000.00	
03101	056500100600	099000000014916	70741	50910899	23050110	Support 25 Health Facilities to Conduct Bi-Monthly Outreach Sensitization/Mobilization to Create Demand for HTS	2,000,000.00	2,000,000.00	
03101	056500100600	099000000014922	70487	50910899	23050103	Validate, Print and Disseminate M &E plan in line with National M&E plan cand SSP	4,845,300.00	4,845,300.00	
03101	056500100600	099000000014917	70741	50910899	23050108	SACA/development partners meeting	771,550.00	771,550.00	
03101	056500100600	099000000014923	70481	50910899	23050114	Conduct a training to facilitate access of PLWHAs to Micro credit facilities to engage in income generating activities	127,048,149.00	427,048,149.00	
03101	056500100600	099000000014918	70741	50910899	23050113	Production and dissemination of SACA Newsllter	1,000,000.00	1,000,000.00	
03101	056500100600	099000000014924	70112	50910899	23050109	Support for CSO Networks Coordination Meetings	1,906,200.00	1,906,200.00	
03101	056500100600	099000000014925	70161	50910899	23050114	Convvene HIV/AIDS summit	1,941,500.00	1,941,500.00	
03101	056500100600	099000000014926	70751	50910899	23050108	Hold consultative meetings with public/private sectors on strengthening partnership in the state HIV/AIDS response	1,178,350.00	1,178,350.00	

30-2-2020



**CROSS RIVER STATE CHART OF ACCOUNT 2020**

**SOCIAL**

**056500100600 SACA AGENCY FOR THE CONTROL OF HIV/AIDS (SACA)**

<u>Fund</u>	<u>Administrative</u>	<u>Programme</u>	<u>Functic</u>	<u>Geo</u>	<u>Economic</u>	<u>Description</u>	<u>Approved Budget 2020</u>	<u>Approved Provision 2019</u>	<u>Actual Rev./Exp.</u> <u>Jan -Aug 2019</u>
<b>SUMMARY</b>									
<b>Recurrent Revenue</b>									
<b>Capital Receipts</b>							100,000,000.00	100,000,000.00	0.00
<b>TOTAL</b>							<b>100,000,000.00</b>	<b>100,000,000.00</b>	<b>0.00</b>
<b>Personnel Cost</b>							29,519,051.84	32,921,079.16	0.00
<b>Overhead Cost</b>							5,000,000.00	5,000,000.00	0.00
<b>Consolidated Revenue Charges</b>							7,980,610.00	7,980,610.00	0.00
SUB-TOTAL							42,499,661.84	45,901,689.16	0.00
<b>Capital Expenditure</b>							1,756,438,136.50	2,056,438,136.50	
<b>TOTAL</b>							<b>1,798,937,798.34</b>	<b>2,102,339,825.66</b>	<b>0.00</b>

30-2-2020  
  
 CERTIFIED TRUE COPY



# CROSS RIVER STATE CHART OF ACCOUNT 2020

## SOCIAL

### 056500100700 MSDG MINISTRY OF SUSTAINABLE DEVELOPMENT GOALS

Fund	Administrative	Programme	Functic	Geo	Economic	Description	Approved Budget 2020	Approved Provision 2019	Actual Rev./Exp. Jan -Aug 2019
<b>CAPITAL RECEIPTS</b>							<b>1,761,500,200.00</b>	<b>0.00</b>	<b>0.00</b>
<b>13020400 FOREIGN GRANTS_13020400</b>							<b>910,000,000.00</b>	<b>0.00</b>	<b>0.00</b>
02101	056500100700	0000000000000000	00000	50910899	13020416	Other Grant	910,000,000.00	0.00	0.00
<b>14020200 OTHER CAPITAL RECEIPTS_14020200</b>							<b>851,500,200.00</b>	<b>0.00</b>	<b>0.00</b>
02101	056500100700	0000000000000000	00000	50910899	14020237	Project Support Unit(Psu) Funds	131,500,200.00	0.00	0.00
02101	056500100700	0000000000000000	00000	50910899	14020315	TwinTrack Project LGA	720,000,000.00	0.00	0.00
<b>PERSONNEL COST</b>							<b>11,477,570.10</b>	<b>3,950,000.00</b>	<b>0.00</b>
<b>21010100 SALARIES AND WAGES</b>							<b>3,630,096.00</b>	<b>0.00</b>	<b>0.00</b>
02101	056500100700	0000000000000000	00000	50910899	21010101	Salary	3,630,096.00	0.00	0.00
<b>21020100 ALLOWANCES</b>							<b>7,847,474.10</b>	<b>3,950,000.00</b>	<b>0.00</b>
02101	056500100700	0000000000000000	00000	50910899	21020109	Entertainment	22,800.00	0.00	0.00
02101	056500100700	0000000000000000	00000	50910899	21020103	Leave Grant	376,649.00	0.00	0.00
02101	056500100700	0000000000000000	00000	50910899	21020104	Meal Subsidy_21020104	128,520.00	0.00	0.00
02101	056500100700	0000000000000000	00000	50910899	21020105	Rent	1,843,964.10	0.00	0.00
02101	056500100700	0000000000000000	00000	50910899	21020106	Transport	565,494.00	0.00	0.00
02101	056500100700	0000000000000000	00000	50910899	21020108	Domestic Servant	882,935.00	0.00	0.00
02101	056500100700	0000000000000000	00000	50910899	21020143	Principal Officers Allowance	3,950,000.00	3,950,000.00	0.00
02101	056500100700	0000000000000000	00000	50910899	21020107	Utility	77,112.00	0.00	0.00
<b>OVERHEAD COST</b>							<b>12,657,394.58</b>	<b>0.00</b>	<b>0.00</b>
<b>22020100 TRAVEL AND TRANSPORT - GENERAL</b>							<b>5,000,000.00</b>	<b>0.00</b>	<b>0.00</b>
02101	056500100700	0000000000000000	00000	50910899	22020101	Local Travel and Transport	5,000,000.00	0.00	0.00
<b>22020300 MATERIALS AND SUPPLIES - GENERAL</b>							<b>2,000,000.00</b>	<b>0.00</b>	<b>0.00</b>
02101	056500100700	0000000000000000	00000	50910899	22020315	Office Material And Supplies	1,000,000.00	0.00	0.00
02101	056500100700	0000000000000000	00000	50910899	22020316	Computer Materials And Supplies_22020316	1,000,000.00	0.00	0.00
<b>22020400 MAINTENANCE SERVICES - GENERAL</b>							<b>4,000,000.00</b>	<b>0.00</b>	<b>0.00</b>
02101	056500100700	0000000000000000	00000	50910899	22020401	Maintenance Of Motor Vehicle/Transport Equipment	2,000,000.00	0.00	0.00
02101	056500100700	0000000000000000	00000	50910899	22020402	Maintenance Of Office Furniture	1,000,000.00	0.00	0.00
02101	056500100700	0000000000000000	00000	50910899	22020405	Maintenance Of Plants/Generators	1,000,000.00	0.00	0.00
<b>22020500 TRAINING - GENERAL</b>							<b>1,000,000.00</b>	<b>0.00</b>	<b>0.00</b>
02101	056500100700	0000000000000000	00000	50910899	22020501	Local Training	1,000,000.00	0.00	0.00
<b>22021000 MISCELLANEOUS EXPENSES GENERAL</b>							<b>657,394.58</b>	<b>0.00</b>	<b>0.00</b>
02101	056500100700	0000000000000000	00000	50910899	22021057	Entertainment at Meetings	657,394.58	0.00	0.00
<b>CONSOLIDATED REVENUE CHARGES</b>							<b>9,895,378.16</b>	<b>0.00</b>	<b>0.00</b>
02101	056500100700	0000000000000000	00000	50910899	21010103	Consolidated Revenue Fund Charge- Salaries	9,895,378.16	0.00	0.00
<b>CAPITAL EXPENDITURE</b>							<b>112,339,870.00</b>	<b>112,339,870.00</b>	
03101	056500100700	099000000028906	70131	50910899	23050114	Hold quarterly meeting of review progos of SDGs implementing with MDAs in the State and Maintain partnership between MDGA	10,058,000.00	10,058,000.00	
03101	056500100700	099000000028902	70133	50910899	23050110	Demostration and mainstreaming of SDGs	12,961,000.00	12,961,000.00	

30-2-2020





# CROSS RIVER STATE CHART OF ACCOUNT 2020

## SOCIAL

### 056500100700 MSDG MINISTRY OF SUSTAINABLE DEVELOPMENT GOALS

Fund	Administrative	Programme	Functic	Geo	Economic	Description	Approved Budget 2020	Approved Provision 2019	Actual Rev./Exp. Jan -Aug 2019
03101	056500100700	099000000028910	70133	50910899	23050111	TOP/NIR/3702 (Streethening institutional capacity for improve data and information system for policy planning and tracking ths SDGs in Nigerai	5,000,000.00	5,000,000.00	
03101	056500100700	099000000028904	70131	50910899	23050115	Creation and effectives functioning of the SDGs steering committee	11,258,000.00	11,258,000.00	
03101	056500100700	099000000028905	70131	50910899	23050103	Relaible data planning and tracking on the performance on the SDGs across the 3 senatorial	18,317,000.00	18,317,000.00	
03101	056500100700	099000000028908	70621	50910899	23050114	Commuinty Engagement and training on ownership project to ensure sustainability	14,520,000.00	14,520,000.00	
03101	056500100700	099000000028907	70133	50910899	23050103	Co-ordination and tracking sustainable development goals SDGs activities in the state	8,444,000.00	8,444,000.00	
03101	056500100700	099000000028909	70131	50910899	23050114	Training on integrated sustainable development Goal model SGD	15,601,000.00	15,601,000.00	
03101	056500100700	099000000028903	70133	50910899	23050105	Robust advocacy on the SDGs	15,084,000.00	15,084,000.00	
03101	056500100700	099000000028901	70161	50910899	23050113	Publicity	1,096,870.00	1,096,870.00	

#### SUMMARY

<b>Recurrent Revenue</b>			
<b>Capital Receipts</b>	1,761,500,200.00	0.00	0.00
<b>TOTAL</b>	<b>1,761,500,200.00</b>	<b>0.00</b>	<b>0.00</b>
<b>Personnel Cost</b>	11,477,570.10	3,950,000.00	0.00
<b>Overhead Cost</b>	12,657,394.58	0.00	0.00
<b>Consolidated Revenue Charges</b>	9,895,378.16	0.00	0.00
<b>SUB-TOTAL</b>	<b>34,030,342.84</b>	<b>3,950,000.00</b>	<b>0.00</b>
<b>Capital Expenditure</b>	112,339,870.00	112,339,870.00	
<b>TOTAL</b>	<b>146,370,212.84</b>	<b>116,289,870.00</b>	<b>0.00</b>





# CROSS RIVER STATE CHART OF ACCOUNT 2020

## SOCIAL

### 056500100800 MOI MINISTRY OF INFORMATION

Fund	Administrative	Programme	Func	Geo	Economic	Description	Approved Budget 2020	Approved Provision 2019	Actual Rev./Exp. Jan -Aug 2019
<b>RECURRENT REVENUE</b>							<b>3,000,000.00</b>	<b>17,870,000.00</b>	<b>0.00</b>
<b>12020600 SALES - GENERAL</b>							<b>200,000.00</b>	<b>900,000.00</b>	<b>0.00</b>
02101	056500100800	0000000000000000	00000	50910899	12020664	Sale Of Publication	200,000.00	900,000.00	0.00
<b>12023000 SALES GENERAL (CONT.)</b>							<b>2,800,000.00</b>	<b>16,970,000.00</b>	<b>0.00</b>
02101	056500100800	0000000000000000	00000	50910899	12023102	Payment on Commercial Printing	2,000,000.00	12,470,000.00	0.00
02101	056500100800	0000000000000000	00000	50910899	12023103	Advertisement and Publications	800,000.00	4,500,000.00	0.00
<b>PERSONNEL COST</b>							<b>36,385,706.07</b>	<b>215,228,090.53</b>	<b>0.00</b>
<b>21010100 SALARIES AND WAGES</b>							<b>13,500,032.14</b>	<b>82,160,800.39</b>	<b>0.00</b>
02101	056500100800	0000000000000000	00000	50910899	21010101	Salary	13,500,032.14	82,160,800.39	0.00
<b>21020100 ALLOWANCES</b>							<b>22,885,673.93</b>	<b>133,067,290.14</b>	<b>0.00</b>
02101	056500100800	0000000000000000	00000	50910899	21020105	Rent	10,500,032.14	41,381,046.52	0.00
02101	056500100800	0000000000000000	00000	50910899	21020108	Domestic Servant	1,714,995.40	3,811,423.44	0.00
02101	056500100800	0000000000000000	00000	50910899	21020106	Transport	3,520,286.34	11,151,980.80	0.00
02101	056500100800	0000000000000000	00000	50910899	21020103	Leave Grant	3,022,246.35	6,629,116.58	0.00
02101	056500100800	0000000000000000	00000	50910899	21020104	Meal Subsidy_21020104	2,467,617.60	2,582,381.00	0.00
02101	056500100800	0000000000000000	00000	50910899	21020107	Utility	1,511,596.10	67,294,385.80	0.00
02101	056500100800	0000000000000000	00000	50910899	21020109	Entertainment	148,900.00	216,956.00	0.00
<b>OVERHEAD COST</b>							<b>19,954,990.00</b>	<b>19,121,640.00</b>	<b>0.00</b>
<b>22020100 TRAVEL AND TRANSPORT - GENERAL</b>							<b>2,400,999.00</b>	<b>2,141,499.00</b>	<b>0.00</b>
02101	056500100800	0000000000000000	00000	50910899	22020102	Local Travel and Transport	2,224,999.00	1,965,499.00	0.00
02101	056500100800	0000000000000000	00000	50910899	22020101	Local Travel and Transport	176,000.00	176,000.00	0.00
<b>22020200 UTILITIES - GENERAL</b>							<b>1,093,600.00</b>	<b>1,075,600.00</b>	<b>0.00</b>
02101	056500100800	0000000000000000	00000	50910899	22020205	Water Rates_22020205	122,400.00	122,400.00	0.00
02101	056500100800	0000000000000000	00000	50910899	22020202	Telephone Charges	100,400.00	100,400.00	0.00
02101	056500100800	0000000000000000	00000	50910899	22020201	Electricity Charges	300,000.00	300,000.00	0.00
02101	056500100800	0000000000000000	00000	50910899	22020211	Other Utility	492,800.00	492,800.00	0.00
02101	056500100800	0000000000000000	00000	50910899	22020212	Mails, Courier, Diplomatic Mail	78,000.00	60,000.00	0.00
<b>22020300 MATERIALS AND SUPPLIES - GENERAL</b>							<b>2,846,410.00</b>	<b>2,503,160.00</b>	<b>0.00</b>
02101	056500100800	0000000000000000	00000	50910899	22020316	Computer Materials And Supplies_22020316	100,000.00	100,000.00	0.00
02101	056500100800	0000000000000000	00000	50910899	22020304	Magazines and Periodicals	448,480.00	448,480.00	0.00
02101	056500100800	0000000000000000	00000	50910899	22020315	Office Material And Supplies	2,020,810.00	1,677,560.00	0.00
02101	056500100800	0000000000000000	00000	50910899	22020314	Other Material and Supplies	277,120.00	277,120.00	0.00
<b>22020400 MAINTENANCE SERVICES - GENERAL</b>							<b>9,005,101.00</b>	<b>8,792,501.00</b>	<b>0.00</b>
02101	056500100800	0000000000000000	00000	50910899	22020420	Maintenance -Others Infrastructure (diesel)	500,000.00	500,000.00	0.00
02101	056500100800	0000000000000000	00000	50910899	22020402	Maintenance Of Office Furniture	735,540.00	735,540.00	0.00
02101	056500100800	0000000000000000	00000	50910899	22020404	Maintenance Of Office / It Equipments	884,140.00	884,140.00	0.00
02101	056500100800	0000000000000000	00000	50910899	22020405	Maintenance Of Plants/Generators	787,931.00	787,931.00	0.00
02101	056500100800	0000000000000000	00000	50910899	22020401	Maintenance Of Motor Vehicle/Transport Equipment	2,412,530.00	2,412,530.00	0.00
02101	056500100800	0000000000000000	00000	50910899	22020411	Maintenance Of Communication Equipment	500,000.00	500,000.00	0.00

30-2-2020




# CROSS RIVER STATE CHART OF ACCOUNT 2020

## SOCIAL

### 056500100800 MOI MINISTRY OF INFORMATION

Fund	Administrative	Programme	Functic	Geo	Economic	Description	Approved Budget 2020	Approved Provision 2019	Actual Rev./Exp. Jan -Aug 2019
02101	056500100800	0000000000000000	00000	50910899	22020414	Maintenance Of Computer And It Equipments	1,968,400.00	1,795,800.00	0.00
02101	056500100800	0000000000000000	00000	50910899	22020415	Maintenance Of Office Equipments	628,560.00	588,560.00	0.00
02101	056500100800	0000000000000000	00000	50910899	22020417	Maintenance Of Office Building	588,000.00	588,000.00	0.00
					<b>22020600</b>	<b>OTHER SERVICES - GENERAL</b>	<b>3,077,800.00</b>	<b>3,077,800.00</b>	<b>0.00</b>
02101	056500100800	0000000000000000	00000	50910899	22020629	Hiv/Aids Activities	856,800.00	856,800.00	0.00
02101	056500100800	0000000000000000	00000	50910899	22020632	Unicef Activities	816,000.00	816,000.00	0.00
02101	056500100800	0000000000000000	00000	50910899	22020635	Other Service	1,405,000.00	1,405,000.00	0.00
					<b>22020700</b>	<b>CONSULTING AND PROFESSIONAL SERVICES - GEN</b>	<b>800,000.00</b>	<b>800,000.00</b>	<b>0.00</b>
02101	056500100800	0000000000000000	00000	50910899	22020718	Professional And Consultancy Services	800,000.00	800,000.00	0.00
					<b>22021000</b>	<b>MISCELLANEOUS EXPENSES GENERAL</b>	<b>731,080.00</b>	<b>731,080.00</b>	<b>0.00</b>
02101	056500100800	0000000000000000	00000	50910899	22021047	Servicom	20,000.00	20,000.00	0.00
02101	056500100800	0000000000000000	00000	50910899	22021057	Entertainment at Meetings	711,080.00	711,080.00	0.00
						<b>CONSOLIDATED REVENUE CHARGES</b>	<b>9,895,745.88</b>	<b>9,895,745.88</b>	<b>0.00</b>
02101	056500100800	0000000000000000	00000	50910899	21010103	Consolidated Revenue Fund Charge- Salaries	9,895,745.88	9,895,745.88	0.00
						<b>CAPITAL EXPENDITURE</b>	<b>696,300,000.00</b>	<b>677,258,435.30</b>	
03101	056500100800	099000000015229	71081	50910899	32030107	Acquisition of Software/Hardware	6,000,000.00	6,000,000.00	
03101	056500100800	099000000015214	71081	50910899	23020119	Coverage for film production			
03101	056500100800	099000000015237	71081	50910899	23010140	Kaleidoscope Publication	4,000,000.00	15,000,000.00	
03101	056500100800	099000000015215	71081	50910899	23020119	Village Square weekly productions	5,000,000.00	15,000,000.00	
03101	056500100800	099000000015235	71081	50910899	23050104	Democracy Day Celebration	10,000,000.00	15,000,000.00	
03101	056500100800	099000000015234	71081	50910899	23010106	Procurement of Mobile Advertising Van			
03101	056500100800	099000000015233	71081	50910899	32030109	Quarterly Photonews Board(19 Nos.)	2,000,000.00	2,000,000.00	
03101	056500100800	099000000015232	71081	50910899	32030109	Weekly Ministerial Press Briefings		2,688,000.00	
03101	056500100800	099000000015225	71081	50910899	32010917	Media Relation	20,000,000.00	20,000,000.00	
03101	056500100800	099000000015230	71081	50910899	23030120	Renovation of Office			
03101	056500100800	099000000015213	71081	50910899	32010913	Equiping and Editing and Dubbing Theatre	5,000,000.00	5,000,000.00	
03101	056500100800	099000000015228	71081	50910899	23020127	Construction / Renovation of Information Booths			
03101	056500100800	099000000015226	71081	50910899	32010921	Documentaries	15,000,000.00	15,000,000.00	
03101	056500100800	099000000015224	71081	50910899	32010511	Online Media retainership	5,000,000.00	5,000,000.00	
03101	056500100800	099000000015223	71081	50910899	32010910	National Confrence on Information	2,000,000.00	2,000,000.00	
03101	056500100800	099000000015216	71081	50910899	23010140	Syndication of Media Materials	5,000,000.00	10,000,000.00	
03101	056500100800	099000000015231	71081	50910899	32030109	Ministrial Press Briefings	3,000,000.00	5,000,000.00	
03101	056500100800	099000000015204	71081	50910899	32010925	Printing of Gazettes/Whites papers	4,000,000.00	7,000,000.00	
03101	056500100800	099000000015227	71081	50910899	32030107	Quarterly photo Magazine publication	5,000,000.00	9,000,000.00	
03101	056500100800	099000000015209	71081	50910899	23030120	Renovation of No 86 Marian Road, Calabar Offices			
03101	056500100800	099000000015222	71081	50910899	32010917	Production and Airing of Targeted Behavioral		5,000,000.00	
03101	056500100800	099000000015236	71081	50910899	23030120	Resuscitation of the CRBC Ranch Station	150,000,000.00	238,302,219.00	
03101	056500100800	099000000015208	71081	50910899	23030120	Renovation of No 55 Goldie Street, Calabar Office	15,000,000.00		
03101	056500100800	099000000015207	71081	50910899	23030120	Renovation of Ministry Headquarter			





# CROSS RIVER STATE CHART OF ACCOUNT 2020

## SOCIAL

### 056500100800 MOI MINISTRY OF INFORMATION

Fund	Administrative	Programme	Functic	Geo	Economic	Description	Approved Budget 2020	Approved Provision 2019	Actual Rev./Exp. Jan -Aug 2019
03101	056500100800	099000000015206	71081	50910899	32010511	Installation of Internet System	3,500,000.00	3,500,000.00	
03101	056500100800	099000000015219	71081	50910899	23030120	Reactivation/Establishment of information Offices in LGAs	5,000,000.00	5,000,000.00	
03101	056500100800	099000000015205	71081	50910899	23050140	Independence Anniversary celebrations	10,000,000.00	10,000,000.00	
03101	056500100800	099000000015217	71081	50910899	32010910	Workshop, Conference and Seminar, Production and Airing of Targeted Behavioral Changes, Programmes and	3,000,000.00	5,000,000.00	
03101	056500100800	099000000015202	71081	50910899	32030102	Establishment of CRS Archives	10,000,000.00	23,050,000.00	
03101	056500100800	099000000015201	71081	50910899	32030102	Social Security Scheme			
03101	056500100800	099000000015210	71081	50910899	23010140	Up-Grading of Equipment for CRBC	25,000,000.00	25,000,000.00	
03101	056500100800	099000000015211	71081	50910899	23010140	Ministry of information Publications	5,000,000.00	17,000,000.00	
03101	056500100800	099000000015220	71081	50910899	32030104	Production of National Flag and State Colour	5,000,000.00	5,000,000.00	
03101	056500100800	099000000015218	71081	50910899	32030101	Public consultancy service charge	8,000,000.00	8,000,000.00	
03101	056500100800	099000000015212	71081	50910899	23010140	Mass Mobilization and Orientation	5,000,000.00	10,847,500.00	
03101	056500100800	099000000015203	71081	50910899	32020101	Building of an Ultra Modern Govt. Printing Pree (Phase 1)	20,800,000.00	20,800,000.00	
03101	056500100800	099000000015221	71081	50910899	32010917	Supply and installation of Complete UHF TV/Radio FM Transmitting System Phase 1	100,000,000.00	167,070,716.30	
03101	056500100800	990000000030529	70131	50910899	32010910	Supply of 500 Units of Setup Boxes, Dishes and Accessories	40,000,000.00		
03101	056500100800	990000000030528	70131	50910899	32010910	Supply and installation of 114 KVA Perkins Generator	10,000,000.00		
03101	056500100800	990000000030530	70131	50910899	32010910	Information innovating Activities	80,000,000.00		
03101	056500100800	990000000030527	70131	50910899	32010910	Installation of internet system/weekly production of Bulk SMS on Government Activities	30,000,000.00		
03101	056500100800	990000000030526	70131	50910899	32010910	Monthly subvention of Media aids	80,000,000.00		

#### SUMMARY

<b>Recurrent Revenue</b>	3,000,000.00	17,870,000.00	0.00
<b>Capital Receipts</b>		0.00	0.00
<b>TOTAL</b>	<b>3,000,000.00</b>	<b>17,870,000.00</b>	<b>0.00</b>
<b>Personnel Cost</b>	36,385,706.07	215,228,090.53	0.00
<b>Overhead Cost</b>	19,954,990.00	19,121,640.00	0.00
<b>Consolidated Revenue Charges</b>	9,895,745.88	9,895,745.88	0.00
<b>SUB-TOTAL</b>	66,236,441.95	244,245,476.41	0.00
<b>Capital Expenditure</b>	696,300,000.00	677,258,435.30	
<b>TOTAL</b>	<b>762,536,441.95</b>	<b>921,503,911.71</b>	<b>0.00</b>






# CROSS RIVER STATE CHART OF ACCOUNT 2020

## SOCIAL

### 056500100900 CRSBCC CRSBC CALABAR

Fund	Administrative	Programme	Funcitic	Geo	Economic	Description	Approved Budget 2020	Approved Provision 2019	Actual Rev./Exp. Jan -Aug 2019
<b>RECURRENT REVENUE</b>							<b>154,000,000.00</b>	<b>376,348,860.00</b>	<b>43,385,637.04</b>
<b>12020100 LICENCES - GENERAL</b>							<b>5,500,000.00</b>	<b>21,744,000.00</b>	<b>0.00</b>
02101	056500100900	0000000000000000	00000	50910899	12020145	Trading And Trucking	500,000.00	2,304,000.00	0.00
02101	056500100900	0000000000000000	00000	50910899	12020105	Radio/Television Station Licences	5,000,000.00	19,440,000.00	0.00
<b>12020600 SALES - GENERAL</b>							<b>111,491,500.00</b>	<b>266,285,700.00</b>	<b>37,261,972.04</b>
02101	056500100900	0000000000000000	00000	50910899	12020654	Sale Of Slots On Radio Show	904,700.00	3,845,700.00	0.00
02101	056500100900	0000000000000000	00000	50910899	12020632	Credit Sales (Radio/TV)	103,448,160.00	216,000,000.00	36,064,272.04
02101	056500100900	0000000000000000	00000	50910899	12020607	Sales Of Consultancy Registration Forms	638,640.00	19,440,000.00	0.00
02101	056500100900	0000000000000000	00000	50910899	12020652	Proceeds From Paid Announcement	6,500,000.00	27,000,000.00	1,197,700.00
<b>12023000 SALES GENERAL (CONT.)</b>							<b>37,008,500.00</b>	<b>88,319,160.00</b>	<b>6,123,665.00</b>
02101	056500100900	0000000000000000	00000	50910899	12023146	Sales of Programme	3,300,000.00	12,600,000.00	50,000.00
02101	056500100900	0000000000000000	00000	50910899	12023142	Sponsored Programme (Radio)	5,690,000.00	11,380,000.00	250,000.00
02101	056500100900	0000000000000000	00000	50910899	12023143	Sponsored Programme (TV)	12,980,500.00	25,961,000.00	5,543,625.00
02101	056500100900	0000000000000000	00000	50910899	12023144	News Promotion and Coverage (TV/RD)	4,500,000.00	17,031,600.00	60,000.00
02101	056500100900	0000000000000000	00000	50910899	12023147	Social Diaries and Seasonal Greetings	288,000.00	576,000.00	0.00
02101	056500100900	0000000000000000	00000	50910899	12023145	Request Programme	250,000.00	1,493,280.00	0.00
02101	056500100900	0000000000000000	00000	50910899	12023148	Sports Announcement	5,000,000.00	18,000,000.00	220,040.00
02101	056500100900	0000000000000000	00000	50910899	12023149	Seasonal Greetings/Congratulatory	5,000,000.00	1,277,280.00	0.00
<b>PERSONNEL COST</b>							<b>192,541,211.53</b>	<b>3,806,940,689.49</b>	<b>102,605,716.36</b>
<b>21010100 SALARIES AND WAGES</b>							<b>56,292,983.06</b>	<b>84,843,986.08</b>	<b>43,270,665.48</b>
02101	056500100900	0000000000000000	00000	50910899	21010101	Salary	56,292,983.06	84,843,986.08	43,270,665.48
<b>21020100 ALLOWANCES</b>							<b>136,248,228.47</b>	<b>3,722,096,703.41</b>	<b>59,335,050.88</b>
02101	056500100900	0000000000000000	00000	50910899	21020103	Leave Grant	8,080,693.66	8,478,276.28	5,878,459.98
02101	056500100900	0000000000000000	00000	50910899	21020105	Rent	40,449,523.96	3,602,154,163.00	7,166,838.84
02101	056500100900	0000000000000000	00000	50910899	21020104	Meal Subsidy_21020104	2,952,624.40	3,105,245.20	858,165.78
02101	056500100900	0000000000000000	00000	50910899	21020101	Non Regular Allowances	70,061,797.21	47,219,825.52	15,323,093.40
02101	056500100900	0000000000000000	00000	50910899	21020106	Transport	12,924,827.84	13,602,196.08	19,100,321.02
02101	056500100900	0000000000000000	00000	50910899	21020136	Non Pay Roll Allowance	0.00	45,666,671.73	9,000,000.00
02101	056500100900	0000000000000000	00000	50910899	21020107	Utility	1,778,761.40	1,870,325.60	2,008,171.86
<b>OVERHEAD COST</b>							<b>60,000,018.00</b>	<b>61,874,592.03</b>	<b>11,970,000.00</b>
<b>22020100 TRAVEL AND TRANSPORT - GENERAL</b>							<b>4,391,209.47</b>	<b>4,391,209.47</b>	<b>508,500.00</b>
02101	056500100900	0000000000000000	00000	50910899	22020102	Local Travel and Transport	4,391,209.47	4,391,209.47	508,500.00
<b>22020200 UTILITIES - GENERAL</b>							<b>3,695,637.95</b>	<b>3,695,637.95</b>	<b>378,000.00</b>
02101	056500100900	0000000000000000	00000	50910899	22020212	Mails, Courier, Diplomatic Mail	122,400.00	122,400.00	0.00
02101	056500100900	0000000000000000	00000	50910899	22020201	Electricity Charges	2,662,306.75	2,662,306.75	378,000.00
02101	056500100900	0000000000000000	00000	50910899	22020202	Telephone Charges	810,931.20	810,931.20	0.00
02101	056500100900	0000000000000000	00000	50910899	22020211	Other Utility	100,000.00	100,000.00	0.00
<b>22020300 MATERIALS AND SUPPLIES - GENERAL</b>							<b>5,313,340.40</b>	<b>5,313,340.40</b>	<b>442,500.00</b>
02101	056500100900	0000000000000000	00000	50910899	22020316	Computer Materials And Supplies_22020316	1,315,568.00	1,315,568.00	112,500.00






# CROSS RIVER STATE CHART OF ACCOUNT 2020

## SOCIAL

### 056500100900 CRSBCC CRSBC CALABAR

Fund	Administrative	Programme	Func	Geo	Economic	Description	Approved Budget 2020	Approved Provision 2019	Actual Rev./Exp. Jan -Aug 2019
02101	056500100900	0000000000000000	00000	50910899	22020315	Office Material And Supplies	2,014,240.00	2,014,240.00	170,000.00
02101	056500100900	0000000000000000	00000	50910899	22020309	Uniforms and Other Clothing	163,200.00	163,200.00	0.00
02101	056500100900	0000000000000000	00000	50910899	22020307	Drugs/Laboratory/Medical Supplies	15,438.40	15,438.40	0.00
02101	056500100900	0000000000000000	00000	50910899	22020306	Printing Of Security Documents	277,440.00	277,440.00	0.00
02101	056500100900	0000000000000000	00000	50910899	22020304	Magazines and Periodicals	83,232.00	83,232.00	0.00
02101	056500100900	0000000000000000	00000	50910899	22020305	Printing Of Non Security Documents	1,444,222.00	1,444,222.00	160,000.00
					<b>22020400</b>	<b>MAINTENANCE SERVICES - GENERAL</b>	<b>37,369,985.42</b>	<b>39,244,559.45</b>	<b>10,161,000.00</b>
02101	056500100900	0000000000000000	00000	50910899	22020415	Maintenance Of Office Equipments	1,902,891.08	1,902,891.08	145,000.00
02101	056500100900	0000000000000000	00000	50910899	22020411	Maintenance Of Communication Equipment	97,920.00	97,920.00	0.00
02101	056500100900	0000000000000000	00000	50910899	22020406	Other Maintenance Services	4,380,147.74	5,254,721.77	200,000.00
02101	056500100900	0000000000000000	00000	50910899	22020403	Maintenance Of Office Building / Residential Qtrs	276,624.00	276,624.00	6,500.00
02101	056500100900	0000000000000000	00000	50910899	22020405	Maintenance Of Plants/Generators	3,800,000.00	3,800,000.00	661,500.00
02101	056500100900	0000000000000000	00000	50910899	22020402	Maintenance Of Office Furniture	163,200.00	163,200.00	20,000.00
02101	056500100900	0000000000000000	00000	50910899	22020420	Maintenance -Others Infrastructure (diesel)	25,072,233.00	25,072,233.00	9,000,000.00
02101	056500100900	0000000000000000	00000	50910899	22020401	Maintenance Of Motor Vehicle/Transport Equipment	1,676,969.60	2,676,969.60	128,000.00
					<b>22020500</b>	<b>TRAINING - GENERAL</b>	<b>3,800,000.00</b>	<b>3,800,000.00</b>	<b>300,000.00</b>
02101	056500100900	0000000000000000	00000	50910899	22020501	Local Training	3,800,000.00	3,800,000.00	300,000.00
					<b>22020600</b>	<b>OTHER SERVICES - GENERAL</b>	<b>2,477,875.45</b>	<b>2,477,875.45</b>	<b>50,000.00</b>
02101	056500100900	0000000000000000	00000	50910899	22020679	Research, Monitoring and Evaluation	153,600.00	153,600.00	0.00
02101	056500100900	0000000000000000	00000	50910899	22020633	Marketing Expenses	573,809.60	573,809.60	0.00
02101	056500100900	0000000000000000	00000	50910899	22020639	Press And Public Relation/ Advertisement	90,037.05	90,037.05	0.00
02101	056500100900	0000000000000000	00000	50910899	22020636	Project Monitoring And Evaluation Committee	80,000.00	80,000.00	0.00
02101	056500100900	0000000000000000	00000	50910899	22020601	Security Services	652,800.00	652,800.00	0.00
02101	056500100900	0000000000000000	00000	50910899	22020605	Cleaning and Fumigation Services	193,228.80	193,228.80	50,000.00
02101	056500100900	0000000000000000	00000	50910899	22020609	Board Expenses	734,400.00	734,400.00	0.00
					<b>22020700</b>	<b>CONSULTING AND PROFESSIONAL SERVICES - GEN</b>	<b>1,642,873.60</b>	<b>1,642,873.60</b>	<b>0.00</b>
02101	056500100900	0000000000000000	00000	50910899	22020715	Other Professional Services	1,642,873.60	1,642,873.60	0.00
					<b>22020900</b>	<b>FINANCIAL CHARGES - GENERAL</b>	<b>326,400.00</b>	<b>326,400.00</b>	<b>0.00</b>
02101	056500100900	0000000000000000	00000	50910899	22020901	Bank Charges (Other Than Interest)	326,400.00	326,400.00	0.00
					<b>22021000</b>	<b>MISCELLANEOUS EXPENSES GENERAL</b>	<b>982,695.71</b>	<b>982,695.71</b>	<b>130,000.00</b>
02101	056500100900	0000000000000000	00000	50910899	22021008	Subscription To Professional Bodies	37,536.00	37,536.00	0.00
02101	056500100900	0000000000000000	00000	50910899	22021057	Entertainment at Meetings	795,999.71	795,999.71	110,000.00
02101	056500100900	0000000000000000	00000	50910899	22021047	Servicom	100,200.00	100,200.00	0.00
02101	056500100900	0000000000000000	00000	50910899	22021048	Burial	48,960.00	48,960.00	20,000.00
						<b>CONSOLIDATED REVENUE CHARGES</b>	<b>7,200,000.00</b>	<b>0.00</b>	<b>0.00</b>
02101	056500100900	0000000000000000	00000	50910899	21010103	Consolidated Revenue Fund Charge- Salaries	7,200,000.00	0.00	0.00
						<b>CAPITAL EXPENDITURE</b>	<b>206,609,021.00</b>	<b>206,609,021.00</b>	
03101	056500100900	099000000015402	70831	50910899	23010140	Radio Transmitter upgrading Odukpani/Ikom	5,980,000.00	5,980,000.00	
03101	056500100900	099000000015239		50910899	32010910	Purchase of Radio Transmitter Spare part	5,980,000.00	5,980,000.00	








# CROSS RIVER STATE CHART OF ACCOUNT 2020

## SOCIAL

### 05650010090 CRSBCC CRSBC CALABAR

Fund	Administrative	Programme	Functic	Geo	Economic	Description	Approved Budget 2020	Approved Provision 2019	Actual Rev./Exp. Jan -Aug 2019
03101	056500100900	099000000015238		50910899	32010910	Maintainance of Generator	10,000,000.00	10,000,000.00	
03101	056500100900	099000000015403	70831	50910899	23010140	VHF TV Transmitters upgrading Calabar /Ikom	3,055,000.00	3,055,000.00	
03101	056500100900	099000000015411	70831	50910899	32010910	Annual Subscription on Startime Regional Bouquet	5,000,000.00	5,000,000.00	
03101	056500100900	099000000015401		50910899	23010140	Satellite			
03101	056500100900	099000000015242		50910899	32010910	NBC Licence fee	30,000,000.00	30,000,000.00	
03101	056500100900	099000000015255		50910899	23010140	Quarterly photo Magazine publication			
03101	056500100900	099000000015263		50910899	23010140	Democracy Day Celebration			
03101	056500100900	099000000015244	70831	50910899	32010910	Unpaid V-Sat Airtime	10,500,000.00	10,500,000.00	
03101	056500100900	099000000015407	70831	50910899	23020103	Upgrade of Power Supply/Electricity	4,550,000.00	4,550,000.00	
03101	056500100900	099000000015264		50910899	23010140	Resuscitation of the CRBC Ranch Station			
03101	056500100900	099000000015241		50910899	32010910	Professional Mixer Studio	6,000,000.00	6,000,000.00	
03101	056500100900	099000000015259		50910899	23010140	Ministrial Press Briefings			
03101	056500100900	099000000015243		50910899	32010910	Annual Subscription on GOTV Regional Bouquet	5,000,000.00	5,000,000.00	
03101	056500100900	099000000015261		50910899	23010140	Quarterly Photonews Board(19 Nos.)			
03101	056500100900	099000000015262		50910899	23010140	Procurement of Mobile Advertising Van			
03101	056500100900	099000000015404	70831	50910899	23010140	Digital Exciter Larcan TV 4No.s (Calabar, Odukpani/Obudu)	6,500,000.00	6,500,000.00	
03101	056500100900	099000000015406	70831	50910899	32010910	V-sat Airtime	45,114,021.00	45,114,021.00	
03101	056500100900	099000000015408	70831	50910899	23010106	Upgrade of OB Van	11,154,000.00	11,154,000.00	
03101	056500100900	099000000015409	70831	50910899	32010921	Spare Parts for Radio &Television Studios	2,860,000.00	2,860,000.00	
03101	056500100900	099000000015240		50910899	32010910	purchase of VHF Transmitter Spare part	2,860,000.00	2,860,000.00	
03101	056500100900	099000000015265		50910899	23010140	Kaleidoscope Publication			
03101	056500100900	099000000015257		50910899	23010140	Acquisition of Software/Hardware			
03101	056500100900	099000000015245		50910899	23010140	Workshop, Conference and Seminar, Production and Airing of Targeted Behavioral Changes, Programmes and Public consultancy service charge			
03101	056500100900	099000000015246		50910899	23010140	Reactivation/Establishment of information Offices inLGAs			
03101	056500100900	099000000015248		50910899	23010140	Production of National Flag and State Colour			
03101	056500100900	099000000015249		50910899	23010140	Supply and installation of Complete UHF TV/Radio FM Transmitting System Phase 1			
03101	056500100900	099000000015250		50910899	23010140	Production and Airing of Targeted Behavioral			
03101	056500100900	099000000015251		50910899	23010140	National Confrence on Information			
03101	056500100900	099000000015252		50910899	23010140	Online Media retainership			
03101	056500100900	099000000015260		50910899	23010140	Weekly Minsterial Press Briefings			
03101	056500100900	099000000015254		50910899	23010140	Documentaries			
03101	056500100900	099000000015410	70831	50910899	32010701	Consultancy Services	10,556,000.00	10,556,000.00	
03101	056500100900	099000000015405	70831	50910899	32010910	Digital Exciter Radio 4No.s (Calabar, Odukpani/Obudu)	6,500,000.00	6,500,000.00	
03101	056500100900	099000000015256		50910899	23010140	Construction / Renovation of Information Booths			
03101	056500100900	099000000015416	70831	50910899	32010910	Annual Subscription on GOTV Regional Bouquet	5,000,000.00	5,000,000.00	







# CROSS RIVER STATE CHART OF ACCOUNT 2020

## SOCIAL

### 056500100900 CRSBCC CRSBC CALABAR

<u>Fund</u>	<u>Administrative</u>	<u>Programme</u>	<u>Functic</u>	<u>Geo</u>	<u>Economic</u>	<u>Description</u>	<u>Approved Budget 2020</u>	<u>Approved Provision 2019</u>	<u>Actual Rev./Exp. Jan -Aug 2019</u>
03101	056500100900	099000000015258		50910899	23010140	Renovation of Office			
03101	056500100900	099000000015415	70831	50910899	32010917	Operation Funds for Obudu Sub Station	18,000,000.00	18,000,000.00	
03101	056500100900	099000000015414	70831	50910899	32010921	Production of Programs	12,000,000.00	12,000,000.00	
03101	056500100900	099000000015413		50910899	32010921	INFORMATION (460-01)			
03101	056500100900	099000000015412	70831	50910899	32010910	Digital Television Live Studio Equipment			
03101	056500100900	099000000015253		50910899	23010140	Media Relation			

#### SUMMARY

<b>Recurrent Revenue</b>	154,000,000.00	376,348,860.00	43,385,637.04
<b>Capital Receipts</b>		0.00	0.00
<b>TOTAL</b>	<b>154,000,000.00</b>	<b>376,348,860.00</b>	<b>43,385,637.04</b>
<b>Personnel Cost</b>	192,541,211.53	3,806,940,689.49	102,605,716.36
<b>Overhead Cost</b>	60,000,018.00	61,874,592.03	11,970,000.00
<b>Consolidated Revenue Charges</b>	7,200,000.00	0.00	0.00
<b>SUB-TOTAL</b>	<b>259,741,229.53</b>	<b>3,868,815,281.52</b>	<b>114,575,716.36</b>
<b>Capital Expenditure</b>	206,609,021.00	206,609,021.00	
<b>TOTAL</b>	<b>466,350,250.53</b>	<b>4,075,424,302.52</b>	<b>114,575,716.36</b>

30-2-2020  
 CERTIFIED TRUE COPY




# CROSS RIVER STATE CHART OF ACCOUNT 2020

## SOCIAL

### 056500200100 CRSBCI CRSBC IKOM

Fund	Administrative	Programme	Func	Geo	Economic	Description	Approved Budget 2020	Approved Provision 2019	Actual Rev./Exp. Jan -Aug 2019
<b>RECURRENT REVENUE</b>							<b>7,214,580.00</b>	<b>11,770,000.00</b>	<b>2,867,550.00</b>
<b>12020100 LICENCES - GENERAL</b>							<b>106,667.00</b>	<b>106,667.00</b>	<b>23,400.00</b>
02101	056500200100	0000000000000000	00000	50910899	12020145	Trading And Trucking	106,667.00	106,667.00	23,400.00
<b>12020600 SALES - GENERAL</b>							<b>4,131,114.00</b>	<b>8,131,114.00</b>	<b>1,962,650.00</b>
02101	056500200100	0000000000000000	00000	50910899	12020654	Sale Of Slots On Radio Show	250,000.00	250,000.00	54,500.00
02101	056500200100	0000000000000000	00000	50910899	12020632	Credit Sales (Radio/Tv)	1,833,333.00	3,833,333.00	0.00
02101	056500200100	0000000000000000	00000	50910899	12020652	Proceeds From Paid Announcement	2,047,781.00	4,047,781.00	1,908,150.00
<b>12023000 SALES GENERAL (CONT.)</b>							<b>2,776,799.00</b>	<b>3,332,219.00</b>	<b>843,500.00</b>
02101	056500200100	0000000000000000	00000	50910899	12023142	Sponsored Programme (Radio)	540,000.00	540,000.00	234,700.00
02101	056500200100	0000000000000000	00000	50910899	12023143	Sponsored Programme (TV)	633,333.00	633,333.00	249,000.00
02101	056500200100	0000000000000000	00000	50910899	12023144	News Promotion and Coverage (TV/RD)	776,000.00	776,000.00	175,000.00
02101	056500200100	0000000000000000	00000	50910899	12023146	Sales of Programme	500,000.00	500,000.00	153,500.00
02101	056500200100	0000000000000000	00000	50910899	12023148	Sports Announcement	0.00	555,420.00	0.00
02101	056500200100	0000000000000000	00000	50910899	12023145	Request Programme	327,466.00	327,466.00	31,300.00
<b>14070100 EXTRAORDINARY ITEMS_14070100</b>							<b>200,000.00</b>	<b>200,000.00</b>	<b>38,000.00</b>
02101	056500200100	0000000000000000	00000	50910899	14070106	Miscellaneous Income (Radio)	200,000.00	200,000.00	38,000.00
<b>PERSONNEL COST</b>							<b>39,194,096.73</b>	<b>38,616,303.88</b>	<b>0.00</b>
<b>21010100 SALARIES AND WAGES</b>							<b>15,717,609.12</b>	<b>15,358,582.00</b>	<b>0.00</b>
02101	056500200100	0000000000000000	00000	50910899	21010101	Salary	15,717,609.12	15,358,582.00	0.00
<b>21020100 ALLOWANCES</b>							<b>23,476,487.61</b>	<b>23,257,721.88</b>	<b>0.00</b>
02101	056500200100	0000000000000000	00000	50910899	21020103	Leave Grant	1,571,812.27	1,569,027.00	0.00
02101	056500200100	0000000000000000	00000	50910899	21020109	Entertainment	57,000.00	34,200.00	0.00
02101	056500200100	0000000000000000	00000	50910899	21020107	Utility	302,871.00	324,310.00	0.00
02101	056500200100	0000000000000000	00000	50910899	21020104	Meal Subsidy_21020104	504,845.40	525,140.00	0.00
02101	056500200100	0000000000000000	00000	50910899	21020131	Way - In - Allowances	5,849,490.70	6,404,110.00	0.00
02101	056500200100	0000000000000000	00000	50910899	21020116	Field Allowance	2,758,754.88	2,758,754.88	0.00
02101	056500200100	0000000000000000	00000	50910899	21020105	Rent	7,857,062.08	6,741,980.00	0.00
02101	056500200100	0000000000000000	00000	50910899	21020106	Transport	2,220,158.16	2,839,980.00	0.00
02101	056500200100	0000000000000000	00000	50910899	21020108	Domestic Servant	2,354,493.12	2,060,220.00	0.00
<b>OVERHEAD COST</b>							<b>12,000,000.00</b>	<b>21,844,388.52</b>	<b>0.00</b>
<b>22020100 TRAVEL AND TRANSPORT - GENERAL</b>							<b>1,218,878.12</b>	<b>540,046.64</b>	<b>0.00</b>
02101	056500200100	0000000000000000	00000	50910899	22020101	Local Travel and Transport	1,218,878.12	540,046.64	0.00
<b>22020200 UTILITIES - GENERAL</b>							<b>325,410.14</b>	<b>1,001,710.14</b>	<b>0.00</b>
02101	056500200100	0000000000000000	00000	50910899	22020212	Mails, Courier, Diplomatic Mail	0.00	676,300.00	0.00
02101	056500200100	0000000000000000	00000	50910899	22020202	Telephone Charges	325,410.14	325,410.14	0.00
<b>22020300 MATERIALS AND SUPPLIES - GENERAL</b>							<b>2,009,141.74</b>	<b>5,237,859.74</b>	<b>0.00</b>
02101	056500200100	0000000000000000	00000	50910899	22020316	Computer Materials And Supplies_22020316	660,780.00	1,320,017.74	0.00
02101	056500200100	0000000000000000	00000	50910899	22020315	Office Material And Supplies	738,300.00	1,632,300.00	0.00
02101	056500200100	0000000000000000	00000	50910899	22020314	Other Material and Supplies	300,000.00	2,242,154.00	0.00





# CROSS RIVER STATE CHART OF ACCOUNT 2020


## SOCIAL

### 056500200100 CRSBCI CRSBC IKOM

Fund	Administrative	Programme	Functic	Geo	Economic	Description	Approved Budget 2020	Approved Provision 2019	Actual Rev./Exp. Jan -Aug 2019
02101	056500200100	0000000000000000	00000	50910899	22020302	Books_22020302	310,061.74	43,388.00	0.00
<b>22020400 MAINTENANCE SERVICES - GENERAL</b>							<b>7,108,470.00</b>	<b>14,726,672.00</b>	<b>0.00</b>
02101	056500200100	0000000000000000	00000	50910899	22020405	Maintenance Of Plants/Generators	1,000,000.00	1,421,900.00	0.00
02101	056500200100	0000000000000000	00000	50910899	22020415	Maintenance Of Office Equipments	200,000.00	1,248,800.00	0.00
02101	056500200100	0000000000000000	00000	50910899	22020402	Maintenance Of Office Furniture	308,470.00	108,470.00	0.00
02101	056500200100	0000000000000000	00000	50910899	22020414	Maintenance Of Computer And It Equipments	200,000.00	0.00	0.00
02101	056500200100	0000000000000000	00000	50910899	22020406	Other Maintenance Services	4,000,000.00	9,910,302.00	0.00
02101	056500200100	0000000000000000	00000	50910899	22020401	Maintenance Of Motor Vehicle/Transport Equipment	1,200,000.00	1,037,200.00	0.00
02101	056500200100	0000000000000000	00000	50910899	22020417	Maintenance Of Office Building	200,000.00	0.00	0.00
02101	056500200100	0000000000000000	00000	50910899	22020403	Maintenance Of Office Building / Residential Qtrs	0.00	1,000,000.00	0.00
<b>22020500 TRAINING - GENERAL</b>							<b>1,000,000.00</b>	<b>0.00</b>	<b>0.00</b>
02101	056500200100	0000000000000000	00000	50910899	22020501	Local Training	1,000,000.00	0.00	0.00
<b>22021000 MISCELLANEOUS EXPENSES GENERAL</b>							<b>338,100.00</b>	<b>338,100.00</b>	<b>0.00</b>
02101	056500200100	0000000000000000	00000	50910899	22021057	Entertainment at Meetings	338,100.00	338,100.00	0.00
<b>CAPITAL EXPENDITURE</b>							<b>28,614,912.00</b>	<b>39,614,912.00</b>	
03101	056500200100	099000000015507	70831	50921101	23020119	Construction of 11, 000L Capacity Diesel Tank	1,000,000.00	1,000,000.00	
03101	056500200100	099000000015504	70831	50921101	23030126	Spare Parts/Maintenance of Radio, TV and TX	3,111,741.00	3,111,741.00	
03101	056500200100	099000000015506	70831	50921101	23010129	Purchase and Installation of Industrial KWH Power Meter	1,450,000.00	1,450,000.00	
03101	056500200100	099000000015501	70831	50921101	23010119	Purchase of Diesel	12,000,000.00	18,000,000.00	
03101	056500200100	099000000015502	70831	50921101	32010511	Installation of Internet system	1,680,000.00	1,680,000.00	
03101	056500200100	099000000015505	70831	50921101	32010214	Renovation, Reactivation of TX hall and Borehole	851,171.00	851,171.00	
03101	056500200100	099000000015508	70831	50921101	23010109	Purchase of Lawn Mower and 12 Seater Bus (Mitshibushi)			
03101	056500200100	099000000015509	70831	50921101	23010109	Tools, Electrical, Maintenance and TV Equipment			
03101	056500200100	099000000015510	70831	50921101	23020125	Procurement of Generator	5,000,000.00	10,000,000.00	
03101	056500200100	099000000015503	70831	50921101	32010304	Repair / Maintenance of 2 Generating Plant	3,522,000.00	3,522,000.00	

#### SUMMARY

<b>Recurrent Revenue</b>	7,214,580.00	11,770,000.00	2,867,550.00
<b>Capital Receipts</b>		0.00	0.00
<b>TOTAL</b>	<b>7,214,580.00</b>	<b>11,770,000.00</b>	<b>2,867,550.00</b>
<b>Personnel Cost</b>	39,194,096.73	38,616,303.88	0.00
<b>Overhead Cost</b>	12,000,000.00	21,844,388.52	0.00
<b>Consolidated Revenue Charges</b>		0.00	0.00
<b>SUB-TOTAL</b>	51,194,096.73	60,460,692.40	0.00
<b>Capital Expenditure</b>	28,614,912.00	39,614,912.00	
<b>TOTAL</b>	<b>79,809,008.73</b>	<b>100,075,604.40</b>	<b>0.00</b>






**CROSS RIVER STATE CHART OF ACCOUNT 2020**

**SOCIAL**

**056500200200 CRNC CRS NEWSPAPER CORP. CALABAR**

Fund	Administrative	Programme	Func	Geo	Economic	Description	Approved Budget 2020	Approved Provision 2019	Actual Rev./Exp. Jan -Aug 2019
<b>RECURRENT REVENUE</b>							<b>7,014,000.00</b>	<b>31,000,000.00</b>	<b>0.00</b>
<b>12020700 EARNINGS -GENERAL</b>							<b>3,000,000.00</b>	<b>5,000,000.00</b>	<b>0.00</b>
02101	056500200200	0000000000000000	00000	50910899	12020730	Commercial Printing	3,000,000.00	5,000,000.00	0.00
<b>12023000 SALES GENERAL (CONT.)</b>							<b>4,014,000.00</b>	<b>26,000,000.00</b>	<b>0.00</b>
02101	056500200200	0000000000000000	00000	50910899	12023103	Advertisement and Publications	4,014,000.00	26,000,000.00	0.00
<b>PERSONNEL COST</b>							<b>105,687,326.34</b>	<b>121,626,893.38</b>	<b>0.00</b>
<b>21010100 SALARIES AND WAGES</b>							<b>50,842,023.24</b>	<b>56,893,203.16</b>	<b>0.00</b>
02101	056500200200	0000000000000000	00000	50910899	21010101	Salary	50,842,023.24	56,893,203.16	0.00
<b>21020100 ALLOWANCES</b>							<b>54,845,303.10</b>	<b>64,733,690.22</b>	<b>0.00</b>
02101	056500200200	0000000000000000	00000	50910899	21020106	Transport	7,318,588.68	9,623,674.84	0.00
02101	056500200200	0000000000000000	00000	50910899	21020107	Utility	3,811,109.84	1,248,517.56	0.00
02101	056500200200	0000000000000000	00000	50910899	21020108	Domestic Servant	5,297,609.32	10,006,595.56	0.00
02101	056500200200	0000000000000000	00000	50910899	21020109	Entertainment	148,200.00	262,200.00	0.00
02101	056500200200	0000000000000000	00000	50910899	21020115	Hazard Allowance	6,230,124.04	6,230,124.04	0.00
02101	056500200200	0000000000000000	00000	50910899	21020105	Rent	25,463,506.08	29,136,791.08	0.00
02101	056500200200	0000000000000000	00000	50910899	21020104	Meal Subsidy_21020104	1,485,481.80	2,103,108.00	0.00
02101	056500200200	0000000000000000	00000	50910899	21020103	Leave Grant	5,090,683.34	6,122,679.14	0.00
<b>OVERHEAD COST</b>							<b>27,237,530.97</b>	<b>27,239,530.97</b>	<b>0.00</b>
<b>22020100 TRAVEL AND TRANSPORT - GENERAL</b>							<b>3,714,379.00</b>	<b>3,714,379.00</b>	<b>0.00</b>
02101	056500200200	0000000000000000	00000	50910899	22020102	Local Travel and Transport	3,714,379.00	3,714,379.00	0.00
<b>22020200 UTILITIES - GENERAL</b>							<b>663,000.00</b>	<b>663,000.00</b>	<b>0.00</b>
02101	056500200200	0000000000000000	00000	50910899	22020203	Internet Access Charges	51,000.00	51,000.00	0.00
02101	056500200200	0000000000000000	00000	50910899	22020202	Telephone Charges	612,000.00	612,000.00	0.00
<b>22020300 MATERIALS AND SUPPLIES - GENERAL</b>							<b>14,754,927.00</b>	<b>14,754,927.00</b>	<b>0.00</b>
02101	056500200200	0000000000000000	00000	50910899	22020305	Printing Of Non Security Documents	12,220,020.00	12,220,020.00	0.00
02101	056500200200	0000000000000000	00000	50910899	22020315	Office Material And Supplies	810,934.00	810,934.00	0.00
02101	056500200200	0000000000000000	00000	50910899	22020316	Computer Materials And Supplies_22020316	1,161,294.00	1,161,294.00	0.00
02101	056500200200	0000000000000000	00000	50910899	22020302	Books_22020302	379,440.00	379,440.00	0.00
02101	056500200200	0000000000000000	00000	50910899	22020314	Other Material and Supplies	183,239.00	183,239.00	0.00
<b>22020400 MAINTENANCE SERVICES - GENERAL</b>							<b>6,104,619.00</b>	<b>6,106,619.00</b>	<b>0.00</b>
02101	056500200200	0000000000000000	00000	50910899	22020402	Maintenance Of Office Furniture	618,788.00	618,788.00	0.00
02101	056500200200	0000000000000000	00000	50910899	22020405	Maintenance Of Plants/Generators	1,742,706.00	1,742,706.00	0.00
02101	056500200200	0000000000000000	00000	50910899	22020404	Maintenance Of Office / It Equipments	192,252.00	192,252.00	0.00
02101	056500200200	0000000000000000	00000	50910899	22020420	Maintenance -Others Infrastructure (diesel)	620,310.00	620,310.00	0.00
02101	056500200200	0000000000000000	00000	50910899	22020415	Maintenance Of Office Equipments	827,449.00	829,449.00	0.00
02101	056500200200	0000000000000000	00000	50910899	22020406	Other Maintenance Services	908,784.00	908,784.00	0.00
02101	056500200200	0000000000000000	00000	50910899	22020401	Maintenance Of Motor Vehicle/Transport Equipment	1,194,330.00	1,194,330.00	0.00
<b>22020700 CONSULTING AND PROFESSIONAL SERVICES - GEN</b>							<b>760,247.00</b>	<b>760,247.00</b>	<b>0.00</b>
02101	056500200200	0000000000000000	00000	50910899	22020702	Information Technology Consulting	394,290.00	394,290.00	0.00





# CROSS RIVER STATE CHART OF ACCOUNT 2020

## SOCIAL

### 056500200200 CRNC CRS NEWSPAPER CORP. CALABAR

Fund	Administrative	Programme	Func	Geo	Economic	Description	Approved Budget 2020	Approved Provision 2019	Actual Rev./Exp. Jan -Aug 2019
02101	056500200200	0000000000000000	00000	50910899	22020711	Commission To Agents	80,117.00	80,117.00	0.00
02101	056500200200	0000000000000000	00000	50910899	22020713	Web Management	285,840.00	285,840.00	0.00
<b>22021000 MISCELLANEOUS EXPENSES GENERAL</b>							<b>1,240,358.97</b>	<b>1,240,358.97</b>	<b>0.00</b>
02101	056500200200	0000000000000000	00000	50910899	22021057	Entertainment at Meetings	547,098.97	547,098.97	0.00
02101	056500200200	0000000000000000	00000	50910899	22021048	Burial	693,260.00	693,260.00	0.00
<b>CONSOLIDATED REVENUE CHARGES</b>							<b>5,357,692.00</b>	<b>5,357,592.00</b>	<b>0.00</b>
02101	056500200200	0000000000000000	00000	50910899	21010103	Consolidated Revenue Fund Charge- Salaries	5,357,692.00	5,357,592.00	0.00
<b>CAPITAL EXPENDITURE</b>							<b>119,040,000.00</b>	<b>119,040,000.00</b>	
03101	056500200200	099000000015601	71071	50910899	23030120	Renovation of Newspaper Corporation(Factory)	50,000,000.00	50,000,000.00	
03101	056500200200	099000000015607	71071	50910899	23010112	Rent/Furnishing of 2 Area Offices			
03101	056500200200	099000000015603	71071	50910899	23010117	Purchase of Simax three way printing machine	55,500,000.00	55,500,000.00	
03101	056500200200	099000000015606	71071	50910899	23010112	Furnishing	3,430,000.00	3,430,000.00	
03101	056500200200	099000000015605	71071	50910899	23010131	Purchase of Air Conditioners	1,250,000.00	1,250,000.00	
03101	056500200200	099000000015602	71071	50910899	23010119	Purchase of 1No 250KVA Generator	7,860,000.00	7,860,000.00	
03101	056500200200	099000000015604	71071	50910899	23010113	Purchase of Computers	1,000,000.00	1,000,000.00	

#### SUMMARY

<b>Recurrent Revenue</b>	7,014,000.00	31,000,000.00	0.00
<b>Capital Receipts</b>		0.00	0.00
<b>TOTAL</b>	<b>7,014,000.00</b>	<b>31,000,000.00</b>	<b>0.00</b>
<b>Personnel Cost</b>	105,687,326.34	121,626,893.38	0.00
<b>Overhead Cost</b>	27,237,530.97	27,239,530.97	0.00
<b>Consolidated Revenue Charges</b>	5,357,692.00	5,357,592.00	0.00
<b>SUB-TOTAL</b>	138,282,549.31	154,224,016.35	0.00
<b>Capital Expenditure</b>	119,040,000.00	119,040,000.00	
<b>TOTAL</b>	<b>257,322,549.31</b>	<b>273,264,016.35</b>	<b>0.00</b>





# CROSS RIVER STATE CHART OF ACCOUNT 2020

## SOCIAL

### 056500200300 MDI MANAGEMENT DEVELOPMENT INSTITUTE

Fund	Administrative	Programme	Functic	Geo	Economic	Description	Approved Budget 2020	Approved Provision 2019	Actual Rev./Exp. Jan -Aug 2019
<b>RECURRENT REVENUE</b>							<b>3,915,200.00</b>	<b>3,915,200.00</b>	<b>0.00</b>
<b>12022000 FEES - GENERAL (CONT.)</b>							<b>3,915,200.00</b>	<b>3,915,200.00</b>	<b>0.00</b>
02101	056500200300	0000000000000000	00000	50910899	12022334	Other Fees	328,000.00	328,000.00	0.00
02101	056500200300	0000000000000000	00000	50910899	12022147	Fees from the Training School	3,587,200.00	3,587,200.00	0.00
<b>PERSONNEL COST</b>							<b>37,560,482.04</b>	<b>40,074,213.48</b>	<b>21,155,605.79</b>
<b>21010100 SALARIES AND WAGES</b>							<b>19,572,692.40</b>	<b>20,906,212.48</b>	<b>10,796,988.90</b>
02101	056500200300	0000000000000000	00000	50910899	21010101	Salary	19,572,692.40	20,906,212.48	10,796,988.90
<b>21020100 ALLOWANCES</b>							<b>17,987,789.64</b>	<b>19,168,001.00</b>	<b>10,358,616.89</b>
02101	056500200300	0000000000000000	00000	50910899	21020103	Leave Grant	1,967,067.56	2,004,216.00	1,129,173.52
02101	056500200300	0000000000000000	00000	50910899	21020106	Transport	2,698,143.36	2,971,114.00	1,515,660.84
02101	056500200300	0000000000000000	00000	50910899	21020109	Entertainment	68,400.00	68,400.00	36,100.00
02101	056500200300	0000000000000000	00000	50910899	21020108	Domestic Servant	2,943,116.40	2,941,316.00	1,475,886.12
02101	056500200300	0000000000000000	00000	50910899	21020107	Utility	368,033.04	501,358.00	206,757.46
02101	056500200300	0000000000000000	00000	50910899	21020105	Rent	9,328,854.88	9,995,731.00	5,645,865.37
02101	056500200300	0000000000000000	00000	50910899	21020104	Meal Subsidy_21020104	614,174.40	685,866.00	349,173.58
<b>OVERHEAD COST</b>							<b>13,823,233.56</b>	<b>8,415,240.00</b>	<b>0.00</b>
<b>22020200 UTILITIES - GENERAL</b>							<b>55,951.56</b>	<b>9,000.00</b>	<b>0.00</b>
02101	056500200300	0000000000000000	00000	50910899	22020202	Telephone Charges	55,200.00	0.00	0.00
02101	056500200300	0000000000000000	00000	50910899	22020212	Mails, Courier, Diplomatic Mail	751.56	9,000.00	0.00
<b>22020300 MATERIALS AND SUPPLIES - GENERAL</b>							<b>2,357,172.00</b>	<b>684,800.00</b>	<b>0.00</b>
02101	056500200300	0000000000000000	00000	50910899	22020314	Other Material and Supplies	616,110.00	18,000.00	0.00
02101	056500200300	0000000000000000	00000	50910899	22020315	Office Material And Supplies	305,856.00	36,800.00	0.00
02101	056500200300	0000000000000000	00000	50910899	22020306	Printing Of Security Documents	890,000.00	610,000.00	0.00
02101	056500200300	0000000000000000	00000	50910899	22020305	Printing Of Non Security Documents	300,000.00	20,000.00	0.00
02101	056500200300	0000000000000000	00000	50910899	22020316	Computer Materials And Supplies_22020316	245,206.00	0.00	0.00
<b>22020400 MAINTENANCE SERVICES - GENERAL</b>							<b>1,899,502.00</b>	<b>601,840.00</b>	<b>0.00</b>
02101	056500200300	0000000000000000	00000	50910899	22020401	Maintenance Of Motor Vehicle/Transport Equipment	639,334.00	177,840.00	0.00
02101	056500200300	0000000000000000	00000	50910899	22020420	Maintenance -Others Infrastructure (diesel)	221,544.00	162,000.00	0.00
02101	056500200300	0000000000000000	00000	50910899	22020415	Maintenance Of Office Equipments	817,080.00	100,000.00	0.00
02101	056500200300	0000000000000000	00000	50910899	22020406	Other Maintenance Services	221,544.00	162,000.00	0.00
<b>22020600 OTHER SERVICES - GENERAL</b>							<b>489,600.00</b>	<b>402,000.00</b>	<b>0.00</b>
02101	056500200300	0000000000000000	00000	50910899	22020639	Press And Public Relation/ Advertisement	489,600.00	402,000.00	0.00
<b>22020700 CONSULTING AND PROFESSIONAL SERVICES - GEN</b>							<b>4,944,508.00</b>	<b>6,155,000.00</b>	<b>0.00</b>
02101	056500200300	0000000000000000	00000	50910899	22020718	Professional And Consultancy Services	1,700,000.00	977,500.00	0.00
02101	056500200300	0000000000000000	00000	50910899	22020701	Financial Consulting	184,500.00	977,500.00	0.00
02101	056500200300	0000000000000000	00000	50910899	22020702	Information Technology Consulting	3,060,008.00	4,200,000.00	0.00
<b>22021000 MISCELLANEOUS EXPENSES GENERAL</b>							<b>1,616,500.00</b>	<b>60,000.00</b>	<b>0.00</b>
02101	056500200300	0000000000000000	00000	50910899	22021057	Entertainment at Meetings	1,616,500.00	60,000.00	0.00
<b>22030100 OTHER SERVICES - GENERAL (CONT.)</b>							<b>2,460,000.00</b>	<b>502,600.00</b>	<b>0.00</b>





# CROSS RIVER STATE CHART OF ACCOUNT 2020

## SOCIAL

### 056500200300 MDI MANAGEMENT DEVELOPMENT INSTITUTE

Fund	Administrative	Programme	Func	Geo	Economic	Description	Approved Budget 2020	Approved Provision 2019	Actual Rev./Exp. Jan -Aug 2019
02101	056500200300	0000000000000000	00000	50910899	22030119	Conduct of examination and print of certificate	2,460,000.00	502,600.00	0.00
<b>CONSOLIDATED REVENUE CHARGES</b>							<b>25,130,546.88</b>	<b>20,353,697.88</b>	<b>3,184,565.60</b>
02101	056500200300	0000000000000000	00000	50910899	21010103	Consolidated Revenue Fund Charge- Salaries	25,130,546.88	20,353,697.88	3,184,565.60

#### SUMMARY

<b>Recurrent Revenue</b>	3,915,200.00	3,915,200.00	0.00
<b>Capital Receipts</b>		0.00	0.00
<b>TOTAL</b>	<b>3,915,200.00</b>	<b>3,915,200.00</b>	<b>0.00</b>
<b>Personnel Cost</b>	37,560,482.04	40,074,213.48	21,155,605.79
<b>Overhead Cost</b>	13,823,233.56	8,415,240.00	0.00
<b>Consolidated Revenue Charges</b>	25,130,546.88	20,353,697.88	3,184,565.60
<b>SUB-TOTAL</b>	<b>76,514,262.48</b>	<b>68,843,151.36</b>	<b>24,340,171.39</b>
<b>Capital Expenditure</b>			
<b>TOTAL</b>	<b>76,514,262.48</b>	<b>68,843,151.36</b>	<b>24,340,171.39</b>

30-2-2020






# CROSS RIVER STATE CHART OF ACCOUNT 2020

## SOCIAL

### 056500200400 MCT Ministry of Culture and Tourism Development, Calabar

Fund	Administrative	Programme	Func	Geo	Economic	Description	Approved Budget 2020	Approved Provision 2019	Actual Rev./Exp. Jan -Aug 2019
<b>PERSONNEL COST</b>							<b>31,776,093.20</b>	<b>15,985,336.96</b>	<b>0.00</b>
<b>21010100 SALARIES AND WAGES</b>							<b>17,689,119.72</b>	<b>9,736,242.72</b>	<b>0.00</b>
02101	056500200400	0000000000000000	00000	50910899	21010101	Salary	17,689,119.72	9,736,242.72	0.00
<b>21020100 ALLOWANCES</b>							<b>14,086,973.48</b>	<b>6,249,094.24</b>	<b>0.00</b>
02101	056500200400	0000000000000000	00000	50910899	21020103	Leave Grant	1,766,548.56	546,751.52	0.00
02101	056500200400	0000000000000000	00000	50910899	21020108	Domestic Servant	2,060,181.48	1,147,246.56	0.00
02101	056500200400	0000000000000000	00000	50910899	21020109	Entertainment	57,000.00	34,200.00	0.00
02101	056500200400	0000000000000000	00000	50910899	21020106	Transport	1,910,884.68	696,512.72	0.00
02101	056500200400	0000000000000000	00000	50910899	21020146	Medical And Security	648,000.00	0.00	0.00
02101	056500200400	0000000000000000	00000	50910899	21020104	Meal Subsidy_21020104	1,095,246.60	326,164.80	0.00
02101	056500200400	0000000000000000	00000	50910899	21020131	Way - In - Allowances	600,023.00	600,023.00	0.00
02101	056500200400	0000000000000000	00000	50910899	21020107	Utility	685,947.96	112,766.28	0.00
02101	056500200400	0000000000000000	00000	50910899	21020105	Rent	5,263,141.20	2,785,429.36	0.00
<b>OVERHEAD COST</b>							<b>6,000,000.00</b>	<b>5,095,791.36</b>	<b>0.00</b>
<b>22020100 TRAVEL AND TRANSPORT - GENERAL</b>							<b>3,200,000.00</b>	<b>4,125,615.36</b>	<b>0.00</b>
02101	056500200400	0000000000000000	00000	50910899	22020101	Local Travel and Transport	3,200,000.00	4,125,615.36	0.00
<b>22020300 MATERIALS AND SUPPLIES - GENERAL</b>							<b>550,000.00</b>	<b>551,930.88</b>	<b>0.00</b>
02101	056500200400	0000000000000000	00000	50910899	22020315	Office Material And Supplies	350,000.00	466,077.44	0.00
02101	056500200400	0000000000000000	00000	50910899	22020304	Magazines and Periodicals	200,000.00	85,853.44	0.00
<b>22020400 MAINTENANCE SERVICES - GENERAL</b>							<b>1,850,000.00</b>	<b>309,496.32</b>	<b>0.00</b>
02101	056500200400	0000000000000000	00000	50910899	22020415	Maintenance Of Office Equipments	400,000.00	15,884.80	0.00
02101	056500200400	0000000000000000	00000	50910899	22020414	Maintenance Of Computer And It Equipments	290,000.00	15,884.80	0.00
02101	056500200400	0000000000000000	00000	50910899	22020402	Maintenance Of Office Furniture	300,000.00	6,767.36	0.00
02101	056500200400	0000000000000000	00000	50910899	22020401	Maintenance Of Motor Vehicle/Transport Equipment	560,000.00	221,932.80	0.00
02101	056500200400	0000000000000000	00000	50910899	22020405	Maintenance Of Plants/Generators	300,000.00	49,026.56	0.00
<b>22020600 OTHER SERVICES - GENERAL</b>							<b>50,000.00</b>	<b>36,249.60</b>	<b>0.00</b>
02101	056500200400	0000000000000000	00000	50910899	22020639	Press And Public Relation/ Advertisement	50,000.00	36,249.60	0.00
<b>22021000 MISCELLANEOUS EXPENSES GENERAL</b>							<b>350,000.00</b>	<b>72,499.20</b>	<b>0.00</b>
02101	056500200400	0000000000000000	00000	50910899	22021057	Entertainment at Meetings	350,000.00	72,499.20	0.00
<b>CONSOLIDATED REVENUE CHARGES</b>							<b>9,895,742.16</b>	<b>11,457,803.40</b>	<b>0.00</b>
02101	056500200400	0000000000000000	00000	50910899	21010103	Consolidated Revenue Fund Charge- Salaries	9,895,742.16	11,457,803.40	0.00
<b>CAPITAL EXPENDITURE</b>							<b>3,483,839,500.00</b>	<b>483,839,500.00</b>	
03101	056500200400	099000000016716	70861	50910899	23050104	Cultural Programme through Information Channel (Brochures Flyers, Print Media, Nigerian Chronicle)	2,000,000.00	2,000,000.00	
03101	056500200400	099000000016711	70861	50910899	32010911	Production of Costumes	1,000,000.00	1,000,000.00	
03101	056500200400	099000000016721	70861	50910899	32010914	Cultural Parade	3,000,000.00	3,000,000.00	
03101	056500200400	099000000016713	70861	50910899	32010007	DVD Documentation	1,000,000.00	1,000,000.00	
03101	056500200400	099000000016706	70861	50910899	23050104	State Festival of Arts and Culture in 18 LGA	5,000,000.00	5,000,000.00	
03101	056500200400	099000000016715	70861	50910899	23050104	International Cultural Exchange	4,000,000.00	4,000,000.00	





# CROSS RIVER STATE CHART OF ACCOUNT 2020

## SOCIAL

### 056500200400 MCT Ministry of Culture and Tourism Development, Calabar

Fund	Administrative	Programme	Functic	Geo	Economic	Description	Approved Budget 2020	Approved Provision 2019	Actual Rev./Exp. Jan -Aug 2019
03101	056500200400	099000000016717	70861	50910899	32010213	Tour of Heritage Site in 18 LGA/Culture Festival	1,950,000.00	1,950,000.00	
03101	056500200400	099000000016701	70861	50910899	23010125	Establishment of Deck Offices in Calabar, Abuja and Lagos	3,136,250.00	3,136,250.00	
03101	056500200400	099000000016718	70861	50910899	32010917	Studio Equipment	1,950,000.00	1,950,000.00	
03101	056500200400	099000000016702	70861	50910899	23010125	Upgrading of Library, Games/Museum	1,215,500.00	1,215,500.00	
03101	056500200400	099000000016723	70861	50910899	23050104	Renovation of Cultural Centre			
03101	056500200400	099000000016714	70861	50910899	32010905	Experimental Tour of the Benchmark Entities	2,000,000.00	2,000,000.00	
03101	056500200400	990000000030330	70161	50910899	23050115	Development & Rehabilitation of Obudu Cattle Ranch	3,000,000,000.00		
03101	056500200400	099000000016709	70861	50910899	32010914	Equiping of the Cultural Shop for the Sales of Arts	2,703,000.00	2,703,000.00	
03101	056500200400	099000000016712	70861	50910899	32010911	Purchase of Band Equipment	5,000,000.00	5,000,000.00	
03101	056500200400	099000000016708	70861	50910899	23050104	Participating in the Leboku New Yam Festival	2,000,000.00	2,000,000.00	
03101	056500200400	099000000016707	70861	50910899	23050104	Drama Presentation Based on School Syllabus	2,000,000.00	2,000,000.00	
03101	056500200400	099000000016724	70861	50910899	23050104	Annual Abuja Carnival			
03101	056500200400	099000000016719	70861	50910899	32010308	Creation of Awareness	5,000,000.00	5,000,000.00	
03101	056500200400	099000000016703	70861	50910899	23010112	Furnishing of Culture Office	3,000,000.00	3,000,000.00	
03101	056500200400	099000000016720	70861	50910899	32010213	World Heritage Day	5,000,000.00	5,000,000.00	
03101	056500200400	099000000016704	70861	50910899	32010914	Cultural AFAC	5,000,000.00	5,000,000.00	
03101	056500200400	099000000016705	70861	50910899	23050104	State Trophy Participating in Abuja Carnival -NAFEST	4,000,000.00	4,000,000.00	
03101	056500200400	099000000016725	70861	50910899	23050104	Love Festival	5,000,000.00	5,000,000.00	
03101	056500200400	099000000016726	70861	50910899	32010907	State Iconic Symbol-Conceptual Design	16,884,750.00	16,884,750.00	
03101	056500200400	099000000016722	70861	50910899	23020124	Design and Construction of Amusement park	400,000,000.00	400,000,000.00	
03101	056500200400	099000000016710	70861	50910899	32010910	Purchase of TV/DVD	2,000,000.00	2,000,000.00	

#### SUMMARY

<b>Recurrent Revenue</b>			0.00
<b>Capital Receipts</b>		0.00	0.00
<b>TOTAL</b>			<b>0.00</b>
<b>Personnel Cost</b>	31,776,093.20	15,985,336.96	0.00
<b>Overhead Cost</b>	6,000,000.00	5,095,791.36	0.00
<b>Consolidated Revenue Charges</b>	9,895,742.16	11,457,803.40	0.00
<b>SUB-TOTAL</b>	47,671,835.36	32,538,931.72	0.00
<b>Capital Expenditure</b>	3,483,839,500.00	483,839,500.00	
<b>TOTAL</b>	<b>3,531,511,335.36</b>	<b>516,378,431.72</b>	<b>0.00</b>





# CROSS RIVER STATE CHART OF ACCOUNT 2020

## SOCIAL

### 056500200500 ECPOB CRS Eye Care Programme, Obanliku

Fund	Administrative	Programme	Funcit	Geo	Economic	Description	Approved Budget 2020	Approved Provision 2019	Actual Rev./Exp. Jan -Aug 2019
<b>RECURRENT REVENUE</b>							<b>5,851,556.00</b>	<b>5,851,556.00</b>	<b>0.00</b>
<b>12020400 FEES - GENERAL</b>							<b>746,600.00</b>	<b>746,600.00</b>	<b>0.00</b>
02101	056500200500	0000000000000000	00000	50910899	12020440	Medical Consultancy Fees	746,600.00	746,600.00	0.00
<b>12020600 SALES - GENERAL</b>							<b>2,877,000.00</b>	<b>2,877,000.00</b>	<b>0.00</b>
02101	056500200500	0000000000000000	00000	50910899	12020612	Proceeds From Sales Of Drugs And Medications	462,000.00	462,000.00	0.00
02101	056500200500	0000000000000000	00000	50910899	12020603	Sales Of ID Cards	1,179,000.00	1,179,000.00	0.00
02101	056500200500	0000000000000000	00000	50910899	12020655	Proceeds From Refraction	696,000.00	696,000.00	0.00
02101	056500200500	0000000000000000	00000	50910899	12020645	Sale Of Eye Glasses	540,000.00	540,000.00	0.00
<b>12020700 EARNINGS -GENERAL</b>							<b>173,156.00</b>	<b>173,156.00</b>	<b>0.00</b>
02101	056500200500	0000000000000000	00000	50910899	12020745	Revenue From Marine Safety And Sanitation	173,156.00	173,156.00	0.00
<b>12022000 FEES - GENERAL (CONT.)</b>							<b>2,054,800.00</b>	<b>2,054,800.00</b>	<b>0.00</b>
02101	056500200500	0000000000000000	00000	50910899	12022311	Operation Fee	2,054,800.00	2,054,800.00	0.00
<b>OVERHEAD COST</b>							<b>1,886,120.00</b>	<b>1,886,120.00</b>	<b>0.00</b>
<b>22020100 TRAVEL AND TRANSPORT - GENERAL</b>							<b>104,000.00</b>	<b>104,000.00</b>	<b>0.00</b>
02101	056500200500	0000000000000000	00000	50910899	22020101	Local Travel and Transport	104,000.00	104,000.00	0.00
<b>22020200 UTILITIES - GENERAL</b>							<b>200,000.00</b>	<b>200,000.00</b>	<b>0.00</b>
02101	056500200500	0000000000000000	00000	50910899	22020205	Water Rates_22020205	180,000.00	180,000.00	0.00
02101	056500200500	0000000000000000	00000	50910899	22020202	Telephone Charges	20,000.00	20,000.00	0.00
<b>22020300 MATERIALS AND SUPPLIES - GENERAL</b>							<b>425,320.00</b>	<b>425,320.00</b>	<b>0.00</b>
02101	056500200500	0000000000000000	00000	50910899	22020314	Other Material and Supplies	125,320.00	125,320.00	0.00
02101	056500200500	0000000000000000	00000	50910899	22020319	Reagent And Dressing	300,000.00	300,000.00	0.00
<b>22020400 MAINTENANCE SERVICES - GENERAL</b>							<b>806,400.00</b>	<b>806,400.00</b>	<b>0.00</b>
02101	056500200500	0000000000000000	00000	50910899	22020402	Maintenance Of Office Furniture	100,000.00	100,000.00	0.00
02101	056500200500	0000000000000000	00000	50910899	22020404	Maintenance Of Office / It Equipments	149,000.00	149,000.00	0.00
02101	056500200500	0000000000000000	00000	50910899	22020401	Maintenance Of Motor Vehicle/Transport Equipment	444,000.00	444,000.00	0.00
02101	056500200500	0000000000000000	00000	50910899	22020405	Maintenance Of Plants/Generators	113,400.00	113,400.00	0.00
<b>22020500 TRAINING - GENERAL</b>							<b>150,000.00</b>	<b>150,000.00</b>	<b>0.00</b>
02101	056500200500	0000000000000000	00000	50910899	22020505	Workshops, Conference And Seminar	150,000.00	150,000.00	0.00
<b>22020900 FINANCIAL CHARGES - GENERAL</b>							<b>50,000.00</b>	<b>50,000.00</b>	<b>0.00</b>
02101	056500200500	0000000000000000	00000	50910899	22020901	Bank Charges (Other Than Interest)	50,000.00	50,000.00	0.00
<b>22021000 MISCELLANEOUS EXPENSES GENERAL</b>							<b>150,400.00</b>	<b>150,400.00</b>	<b>0.00</b>
02101	056500200500	0000000000000000	00000	50910899	22021057	Entertainment at Meetings	100,000.00	100,000.00	0.00
02101	056500200500	0000000000000000	00000	50910899	22021047	Servicom	50,400.00	50,400.00	0.00





**CROSS RIVER STATE CHART OF ACCOUNT 2020**

**SOCIAL**

**056500200500 ECPOB CRS Eye Care Programme, Obanliku**

<u>Fund</u>	<u>Administrative</u>	<u>Programme</u>	<u>Funcitc</u>	<u>Geo</u>	<u>Economic</u>	<u>Description</u>	<u>Approved Budget 2020</u>	<u>Approved Provision 2019</u>	<u>Actual Rev./Exp.</u> <u>Jan -Aug 2019</u>
<b>SUMMARY</b>									
						<b>Recurrent Revenue</b>	5,851,556.00	5,851,556.00	0.00
						<b>Capital Receipts</b>		0.00	0.00
						<b>TOTAL</b>	<b>5,851,556.00</b>	<b>5,851,556.00</b>	<b>0.00</b>
						<b>Personnel Cost</b>			0.00
						<b>Overhead Cost</b>	1,886,120.00	1,886,120.00	0.00
						<b>Consolidated Revenue Charges</b>			0.00
						<b>SUB-TOTAL</b>	1,886,120.00	1,886,120.00	0.00
						<b>Capital Expenditure</b>			
						<b>TOTAL</b>	<b>1,886,120.00</b>	<b>1,886,120.00</b>	<b>0.00</b>

30-2-2020




# CROSS RIVER STATE CHART OF ACCOUNT 2020

## SOCIAL

### 056500200600 MSC MINISTRY OF SPORTS AND CINEMATOGRAPHY

Fund	Administrative	Programme	Functic	Geo	Economic	Description	Approved Budget 2020	Approved Provision 2019	Actual Rev./Exp. Jan -Aug 2019
<b>RECURRENT REVENUE</b>							<b>10,000,000.00</b>	<b>10,000,000.00</b>	<b>0.00</b>
<b>12020900 RENT ON LAND AND OTHERS - GENERAL</b>							<b>6,390,000.00</b>	<b>6,390,000.00</b>	<b>0.00</b>
02101	056500200600	0000000000000000	00000	50910899	12020913	Rent From Shops	6,390,000.00	6,390,000.00	0.00
<b>12022000 FEES - GENERAL (CONT.)</b>							<b>3,470,000.00</b>	<b>3,470,000.00</b>	<b>0.00</b>
02101	056500200600	0000000000000000	00000	50910899	12022162	Hire of Stadium	1,920,000.00	1,920,000.00	0.00
02101	056500200600	0000000000000000	00000	50910899	12022165	fee for the Use of Space	500,000.00	500,000.00	0.00
02101	056500200600	0000000000000000	00000	50910899	12022166	Football Engagements (5% Gate fee)	50,000.00	50,000.00	0.00
02101	056500200600	0000000000000000	00000	50910899	12022167	Gate Takings from Swimming Pool_12022167	1,000,000.00	1,000,000.00	0.00
<b>14070100 EXTRAORDINARY ITEMS_14070100</b>							<b>140,000.00</b>	<b>140,000.00</b>	<b>0.00</b>
02101	056500200600	0000000000000000	00000	50910899	14070102	Unspecified Revenue	140,000.00	140,000.00	0.00
<b>CAPITAL RECIEPTS</b>							<b>1,580,000,000.00</b>	<b>1,580,000,000.00</b>	<b>0.00</b>
<b>14020200 OTHER CAPITAL RECEIPTS_14020200</b>							<b>1,580,000,000.00</b>	<b>1,580,000,000.00</b>	<b>0.00</b>
02101	056500200600	0000000000000000	00000	50910899	14020207	1% Of Monies Acruing To Local Government Joint Account	240,000,000.00	240,000,000.00	0.00
02101	056500200600	0000000000000000	00000	50910899	14020208	1% State Contribution	200,000,000.00	200,000,000.00	0.00
02101	056500200600	0000000000000000	00000	50910899	14020219	Sponsorship	1,140,000,000.00	1,140,000,000.00	0.00
<b>PERSONNEL COST</b>							<b>127,067,001.00</b>	<b>135,182,626.00</b>	<b>67,514,116.00</b>
<b>21010100 SALARIES AND WAGES</b>							<b>66,236,303.00</b>	<b>70,248,512.00</b>	<b>29,736,775.00</b>
02101	056500200600	0000000000000000	00000	50910899	21010101	Salary	66,236,303.00	70,248,512.00	29,736,775.00
<b>21020100 ALLOWANCES</b>							<b>60,830,698.00</b>	<b>64,934,114.00</b>	<b>37,777,341.00</b>
02101	056500200600	0000000000000000	00000	50910899	21020105	Rent	33,118,151.00	35,124,255.00	20,489,154.00
02101	056500200600	0000000000000000	00000	50910899	21020108	Domestic Servant	5,297,610.00	6,474,866.00	3,777,004.00
02101	056500200600	0000000000000000	00000	50910899	21020106	Transport	11,296,484.00	11,859,144.00	6,917,834.00
02101	056500200600	0000000000000000	00000	50910899	21020104	Meal Subsidy_21020104	2,567,382.00	2,695,259.00	1,541,218.00
02101	056500200600	0000000000000000	00000	50910899	21020103	Leave Grant	6,623,630.00	7,038,034.00	4,035,640.00
02101	056500200600	0000000000000000	00000	50910899	21020107	Utility	1,813,441.00	1,617,156.00	943,341.00
02101	056500200600	0000000000000000	00000	50910899	21020109	Entertainment	114,000.00	125,400.00	73,150.00
<b>OVERHEAD COST</b>							<b>556,569,600.00</b>	<b>552,000,000.00</b>	<b>66,103,050.00</b>
<b>22020100 TRAVEL AND TRANSPORT - GENERAL</b>							<b>5,000,000.00</b>	<b>5,000,000.00</b>	<b>0.00</b>
02101	056500200600	0000000000000000	00000	50910899	22020101	Local Travel and Transport	5,000,000.00	5,000,000.00	0.00
<b>22020200 UTILITIES - GENERAL</b>							<b>400,000.00</b>	<b>400,000.00</b>	<b>0.00</b>
02101	056500200600	0000000000000000	00000	50910899	22020201	Electricity Charges	200,000.00	200,000.00	0.00
02101	056500200600	0000000000000000	00000	50910899	22020202	Telephone Charges	200,000.00	200,000.00	0.00
<b>22020300 MATERIALS AND SUPPLIES - GENERAL</b>							<b>1,600,000.00</b>	<b>1,600,000.00</b>	<b>0.00</b>
02101	056500200600	0000000000000000	00000	50910899	22020316	Computer Materials And Supplies_22020316	400,000.00	400,000.00	0.00
02101	056500200600	0000000000000000	00000	50910899	22020314	Other Material and Supplies	400,000.00	400,000.00	0.00
02101	056500200600	0000000000000000	00000	50910899	22020315	Office Material And Supplies	400,000.00	400,000.00	0.00
02101	056500200600	0000000000000000	00000	50910899	22020305	Printing Of Non Security Documents	400,000.00	400,000.00	0.00
<b>22020400 MAINTENANCE SERVICES - GENERAL</b>							<b>3,000,000.00</b>	<b>3,000,000.00</b>	<b>0.00</b>





# CROSS RIVER STATE CHART OF ACCOUNT 2020

## SOCIAL

### 056500200600 MSC MINISTRY OF SPORTS AND CINEMATOGRAPHY

Fund	Administrative	Programme	Functic	Geo	Economic	Description	Approved Budget 2020	Approved Provision 2019	Actual Rev./Exp. Jan -Aug 2019
02101	056500200600	0000000000000000	00000	50910899	22020405	Maintenance Of Plants/Generators	400,000.00	400,000.00	0.00
02101	056500200600	0000000000000000	00000	50910899	22020402	Maintenance Of Office Furniture	200,000.00	200,000.00	0.00
02101	056500200600	0000000000000000	00000	50910899	22020414	Maintenance Of Computer And It Equipments	400,000.00	400,000.00	0.00
02101	056500200600	0000000000000000	00000	50910899	22020415	Maintenance Of Office Equipments	500,000.00	500,000.00	0.00
02101	056500200600	0000000000000000	00000	50910899	22020417	Maintenance Of Office Building	600,000.00	600,000.00	0.00
02101	056500200600	0000000000000000	00000	50910899	22020420	Maintenance -Others Infrastructure (diesel)	300,000.00	300,000.00	0.00
02101	056500200600	0000000000000000	00000	50910899	22020401	Maintenance Of Motor Vehicle/Transport Equipment	600,000.00	600,000.00	0.00
					<b>22020500</b>	<b>TRAINING - GENERAL</b>	<b>2,000,000.00</b>	<b>2,000,000.00</b>	<b>0.00</b>
02101	056500200600	0000000000000000	00000	50910899	22020501	Local Training	2,000,000.00	2,000,000.00	0.00
					<b>22040100</b>	<b>LOCAL GRANTS AND CONTRIBUTIONS</b>	<b>544,569,600.00</b>	<b>540,000,000.00</b>	<b>66,103,050.00</b>
02101	056500200600	0000000000000000	00000	50910899	22040125	Subvention	544,569,600.00	540,000,000.00	66,103,050.00
						<b>CONSOLIDATED REVENUE CHARGES</b>	<b>9,895,742.16</b>	<b>9,895,742.16</b>	<b>0.00</b>
02101	056500200600	0000000000000000	00000	50910899	21010103	Consolidated Revenue Fund Charge- Salaries	9,895,742.16	9,895,742.16	0.00
						<b>CAPITAL EXPENDITURE</b>	<b>2,337,921,725.00</b>	<b>1,087,921,725.00</b>	
03101	056500200600	099000000016314	71091	50910899	32010918	Cannan Table Tennis Clubs	20,000,000.00		
03101	056500200600	9900000000030520	70133	50910899	23030117	Court room for legal services/theatre	300,000,000.00		
03101	056500200600	9900000000030397	70137	50910899	23030106	Sustenance of Pelicians Star	60,000,000.00		
03101	056500200600	9900000000030398	70137	50910899	32010600	Furnishing of Office	20,000,000.00		
03101	056500200600	9900000000030399	70137	50910899	23010513	Studio Set up	20,000,000.00		
03101	056500200600	9900000000030400	70137	50910899	23010601	Chairs Equipment	15,000,000.00		
03101	056500200600	9900000000030519	70161	50910899	23020119	Movie Academy	300,000,000.00		
03101	056500200600	099000000016324	71091	50910899	32010918	The Calabar Gulf club	5,000,000.00	5,000,000.00	
03101	056500200600	9900000000030395	70137	50910899	23030120	Revamping of Stadium Hostel	65,000,000.00		
03101	056500200600	099000000016313	71091	50910899	23020112	Establishment of (6) Six Sport Centres	20,000,000.00	20,000,000.00	
03101	056500200600	9900000000030394	70137	50910899	23030120	Repairs of Stadium Hostel	25,000,000.00		
03101	056500200600	099000000016315	71091	50910899	23020112	Management of Sports Facilities	50,000,000.00	50,000,000.00	
03101	056500200600	099000000016316	71091	50910899	23020112	Take off Grant/Sign on Fees (Ayade Stars)	40,000,000.00	40,000,000.00	
03101	056500200600	099000000016317	71091	50910899	23020112	Take Off Grant/Sign on Fees(Linda Ayade)	40,000,000.00	40,000,000.00	
03101	056500200600	099000000016318	71091	50910899	32010918	Super (6) Six Competition	7,000,000.00	7,000,000.00	
03101	056500200600	099000000016319	71091	50910899	23010126	CRS Football Association	7,000,000.00	7,000,000.00	
03101	056500200600	099000000016320	71091	50910899	23010126	Governor Ben Ayade UN 15 Football Championship for Secondary Schools	10,000,000.00	10,000,000.00	
03101	056500200600	099000000016321	71091	50910899	23030111	Hosting of 2018 National Sports Festival(Proper)			
03101	056500200600	099000000016322	71091	50910899	23030111	Hosting of National Sports Festival(Team CRS)			
03101	056500200600	099000000016312	71091	50910899	23010130	2018 NSF-Facilities	200,000,000.00		
03101	056500200600	099000000016308	71091	50910899	32010918	Athletic Clubs	15,000,000.00		
03101	056500200600	099000000016310	71091	50910899	32010918	Cross River Wrestling Clubs	10,000,000.00		
03101	056500200600	099000000016131	71081	50910899	23050115	Youth Sports Federation Football Competitions	20,000,000.00		
03101	056500200600	099000000016301	70811	50910899	23010130	2020 NSF - Facilities	300,000,000.00	300,000,000.00	

**CERTIFIED TRUE COPY**



# CROSS RIVER STATE CHART OF ACCOUNT 2020

## SOCIAL

### 056500200600 MSC MINISTRY OF SPORTS AND CINEMATOGRAPHY

Fund	Administrative	Programme	Functic	Geo	Economic	Description	Approved Budget 2020	Approved Provision 2019	Actual Rev./Exp. Jan -Aug 2019
03101	056500200600	099000000016302	70811	50910899	23020112	Sport Competitions	150,000,000.00	150,000,000.00	
03101	056500200600	099000000016303	70811	50910899	23020112	Nation Sport Festival(Bidding)	85,000,000.00	85,000,000.00	
03101	056500200600	099000000016304	70811	50910899	23010126	Purchase of Equipment	150,000,000.00	150,000,000.00	
03101	056500200600	099000000016305	70811	50910899	23030123	Marketing and Provide incentives to Talented Sport Men and Women	10,000,000.00	10,000,000.00	
03101	056500200600	990000000030396	70137	50910899	23030106	Sustenance of Rover's Football Club	75,000,000.00		
03101	056500200600	099000000016307	70811	50910899	32020207	Porvision of Electricity in U.J.Stadium	16,000,000.00	16,000,000.00	
03101	056500200600	990000000030521	70133	50910899	23020101	Obudu solar powered stadium/Upgrade of Ogoja stadium	50,000,000.00		
03101	056500200600	099000000016311	71091	50910899	32010918	School Sport Competition	140,000,000.00	140,000,000.00	
03101	056500200600	099000000016326	70651	50910899	23010126	Rent Of Quarter for Canaan United Men FC	5,000,000.00	5,000,000.00	
03101	056500200600	099000000016323	71091	50910899	23020112	Comprehensive sport development programme	20,000,000.00	20,000,000.00	
03101	056500200600	099000000016309	71091	50910899	32010918	Basket Ball Clubs	15,000,000.00		
03101	056500200600	099000000016325	70651	50910899	23010126	Pelican Quarter Rent	5,000,000.00	5,000,000.00	
03101	056500200600	099000000016327	70651	50910899	23010126	Rent of Quarter for Canaan United Women FC	5,000,000.00	5,000,000.00	
03101	056500200600	990000000030392	70137	50910899	23030120	Repairs of Leaking Concrete Costed Roof-Stadium	25,000,000.00		
03101	056500200600	990000000030393	70137	50910899	23030120	Repairs of Administrative Building-Stadium	15,000,000.00		
03101	056500200600	099000000016306	70811	50910899	23030111	Multi - Purpose Sport Hall	22,921,725.00	22,921,725.00	

#### SUMMARY

<b>Recurrent Revenue</b>	10,000,000.00	10,000,000.00	0.00
<b>Capital Receipts</b>	1,580,000,000.00	1,580,000,000.00	0.00
<b>TOTAL</b>	<b>1,590,000,000.00</b>	<b>1,590,000,000.00</b>	<b>0.00</b>
<b>Personnel Cost</b>	127,067,001.00	135,182,626.00	67,514,116.00
<b>Overhead Cost</b>	556,569,600.00	552,000,000.00	66,103,050.00
<b>Consolidated Revenue Charges</b>	9,895,742.16	9,895,742.16	0.00
<b>SUB-TOTAL</b>	693,532,343.16	697,078,368.16	133,617,166.00
<b>Capital Expenditure</b>	2,337,921,725.00	1,087,921,725.00	
<b>TOTAL</b>	<b>3,031,454,068.16</b>	<b>1,785,000,093.16</b>	<b>133,617,166.00</b>

