

ABIA STATE OF NIGERIA

**THE ABIA STATE OF NIGERIA 2020
REVISED APPROPRIATION LAW**

LAW NO. 5 OF 2020

ABIA STATE OF NIGERIA

THE ABIA STATE OF NIGERIA 2020 REVISED APPROPRIATION LAW

ARRANGEMENT OF SECTIONS

GENERAL PROVISIONS

Long Title

Enactment

Sections

Part I: Preliminaries


1. Citation and Commencement
2. Interpretation

Part II: Previous Appropriation of .., Revised Appropriation of..., Issue of ..., Appropriation of ..., Transfer from....., Expenditure of ..., Appropriation of ..., and no Issue after 31st December, 2020.

3. Previous Appropriation of ₦137,440,123,116
4. Revised Appropriation of ₦102,660,432,904
5. Issue of ₦55,280,341,384
6. Appropriation of ₦55,280,341,384.
7. Transfer from the Consolidated Revenue Fund to Capital
Development Fund of ₦47,380,091,520
8. Expenditure of ₦47,380,091,520
9. Appropriation of ₦47,380,091,520
10. No Issue after 31st December, 2020.

FIRST SCHEDULE

SECOND SCHEDULE



**ABIA STATE OF NIGERIA
THE ABIA STATE OF NIGERIA 2020 REVISED
APPROPRIATION LAW**

GENERAL PROVISIONS

Long Title	A Law to make provision for the Revised Appropriation of the Sum of One Hundred and Two Billion, Six Hundred and Sixty Million, Four Hundred and Thirty-Two Thousand, Nine Hundred and Four Naira (₦102, 660, 432, 904) only for the services of the Government of Abia State of Nigeria for the year ending 31 st December, 2020 and for other related purposes.
Enactment	BE IT ENACTED by the House of Assembly of Abia State of Nigeria as follows:
	<u>Part I: Preliminaries</u>
Citation and Commencement	1. This Law may be cited as the Abia State of Nigeria 2020 Revised Appropriation Law and shall come into force on this 22 nd Day of July, 2020.
Interpretation	2. In this Law, except the context otherwise requires: “ Accountant – General ”, means Accountant – General of Abia State; “ Governor ”, means Governor of Abia State; “ State ”, means Abia State of Nigeria
	<u>Part II: Previous Appropriation of ..., Revised Appropriation of ..., Issue of ..., Appropriation of ..., Transfer from..., Expenditure of ..., Appropriation of ..., and no Issue after 31st December, 2020.</u>
Previous Appropriation of ₦ 137, 440, 123, 116	3. Whereas by the Abia State of Nigeria Appropriation Law, 2020, the sum not exceeding One Hundred and Thirty-Seven Billion, Four Hundred and Forty Million, One Hundred and Twenty-Three Thousand, One Hundred and Sixteen Naira (₦137, 440, 123, 116) only was appropriated for the services of the Government of Abia State of Nigeria for the year ended 31 st day of December, 2020.
Revised Appropriation of ₦102,660,432,904	4. It is deemed necessary that due to the effect of COVID – 19 Pandemic on the economy, the sum of One Hundred and Two Billion, Six Hundred and Sixty Million, Four Hundred and Thirty-Two Thousand, Nine Hundred and Four Naira (₦102, 660, 432, 904) only shall be expended on the services set forth in the Schedules to this Law.

Issue of
₦55,280,341,384

5. The **Accountant-General** shall when authorized to do so by Warrants signed by the Governor, pay out of the Consolidated Fund of the State, the sums not exceeding in aggregate the sum of **Fifty-Five Billion, Two Hundred and Eighty Million, Three Hundred and Forty-One Thousand, Three Hundred and Eighty Four Naira (₦55, 280, 341, 384)** only.

Appropriation of
₦55,280,341,384

6. The sum mentioned in Section 5 shall be appropriated to the Heads of Expenditure as indicated in the First Schedule to this Law.

Transfer from the consolidated
Revenue Fund to Capital
Development Fund of
₦47,380,091,520

7. The **Accountant-General** shall when authorized to do so by Warrants signed by the Governor, transfer from the Consolidated Revenue Fund of the State to the Capital Development Fund, the sums not exceeding in the aggregate, the sum of **Forty-Seven Billion, Three Hundred and Eighty Million, Ninety-One Thousand, Five Hundred and Twenty Naira (₦47, 380, 091, 520)** only.

Expenditure of
₦47,380,091,520

8. The **Accountant-General** shall when authorized to do so by Warrants signed by the Governor, transfer from the Consolidated Revenue Fund of the State to the Capital Development Fund, the sums not exceeding in the aggregate, the sum of **Forty-Seven Billion, Three Hundred and Eighty Million, Ninety-One Thousand, Five Hundred and Twenty Naira (₦47, 380, 091, 520)** only.

Appropriation of
₦47,380,091,520

9. The sum mentioned in Section 8 shall be appropriated to the Heads of Expenditure mentioned in the Second Schedule to this Law.

No Issue after
31st December, 2020.

10. No part of the sums in Sections 5 and 8 of this Law shall be issued out of the Consolidated Revenue Fund or Capital Development Fund of the State after 31st December, 2020.

FIRST SCHEDULE
REVISED BUDGET OF ABIA STATE OF NIGERIA, 2020
SUMMARY OF RECURRENT EXPENDITURE BY ORGANIZATION.

SECTOR o1	ORGANIZATION CODE	ORGANIZATION NAME	ORIG. PERS. COST	REV. PERS. COST	ORIGINAL OVERH. COST	REVISED OVERH.COST	ORIGINAL C.R.F.C	REVISED C.R.F.C	ORIGINAL TOTAL REC. EXPENDITURE	REVISED TOTAL REC. EXP
ADMIN	11001001	OFFICE OF THE GOVERNOR - GOVERNMENT HOUSE	688,066,770	688,066,770	8,383,000,000	5,032,328,001			9,071,066,770	5,720,394,771
SECTOR	11001002	OFFICE OF THE DEPUTY GOVERNOR-GOVERNMENT H.	101,454,340	101,454,340	593,000,000	451,800,000			694,454,340	553,254,340
	11008001	ABIA STATE EMERGENCY MANAGEMENT AGENCY			8,000,000	4,800,000			8,000,000	4,800,000
	11010001	BUREAU OF PUBLIC PROCUREMENT (DUE PROCESS)	20,700,000	20,700,000	10,150,000	6,090,000			30,850,000	26,790,000
	11013001	OFFICE OF THE SECRETARY TO THE STATE GOVERNMENT	282,540,940	282,540,940	90,000,000	117,010,000			372,540,940	399,550,940
	11014001	BUREAU OF POLITICAL AFFAIRS	18,382,430	18,382,430	90,000,000	54,000,000			108,382,430	72,382,430
	11016001	BUREAU OF ECONOMIC AFFAIRS	24,915,120	24,915,120	4,000,000	2,400,000			28,915,120	27,315,120
	11017001	EXECUTIVE COUNCIL SECRETARIAT	16,044,950	16,044,950	7,350,000	4,410,000			23,394,950	20,454,950
	11018001	BUREAU OF SPECIAL SERVICES	29,500,500	29,500,500	125,000,000	75,000,000			154,500,500	104,500,500
	11021001	ABIA STATE LIAISON OFFICE, LAGOS	43,970,560	43,970,560	22,500,000	13,500,000			66,470,560	57,470,560
	11021001	ABIA STATE LIAISON OFFICE, ABUJA	50,490,440	50,490,440	53,400,000	32,040,000			103,890,440	82,530,440
	11033001	ABIA STATE AGENCY FOR CONTROL OF HIV/AIDS	5,900,090	5,900,090	40,500,000	24,300,000			46,400,090	30,200,090
	11035001	ABIA STATE PENSIONS BOARD			6,000,000	3,600,000	6,000,000,000	6,000,000,000	6,006,000,000	6,003,600,000
	11037001	CHRISTIAN PILGRIMS WELFARE BOARD			125,000,000	75,000,000			125,000,000	75,000,000
	11037002	MUSLIM PILGRIMS WELFARE BOARD			50,000,000	30,000,000			50,000,000	30,000,000
	11039001	ABIA STATE PHY. PLANNING/INFR. DEVELOPMENT FUND	35,500,000	35,500,000	3,850,000	2,320,000			39,350,000	37,820,000
	11101001	ABIA STATE OIL PRODUCING AREAS DEVELOPMENT COM	174,999,990	174,999,990	80,000,000	80,000,000			254,999,990	254,999,990
	11101002	ABIA STATE MARKETING AGENCY			3,100,000	3,100,000			3,100,000	3,100,000
	11101003	ABIA STATE INFR. DEVELOPMENT INITIATIVE (ASTIDI)			10,000,000	6,000,000			10,000,000	6,000,000
	11101004	ABIA STATE SIGNAGE AND ADVERTISEMENT AGENCY	17,058,220	17,058,220	6,000,000	3,600,000			23,058,220	20,658,220
	1101005	PUBLIC PRIVATE PARTNERSHIP & INVESTMENT P. OFF.	20,000,000	20,000,000	18,000,000	10,800,000			38,000,000	30,800,000
	12003001	ABIA STATE HOUSE OF ASSEMBLY (LEGISLATURE)	768,638,170	768,638,170	4,509,000,000	3,575,400,000			5,277,638,170	4,294,038,170
	12004001	ABIA STATE HOUSE OF ASSEMBLY SERVICE COMMISSION	20,000,000	20,000,000	150,000,000	89,998,560			170,000,000	109,998,560
	23001001	MINISTRY OF INFORMATION AND STRATEGY	190,052,950	190,052,950	6,000,000	3,599,990			196,052,950	193,652,949
	23003001	BROADCASTING CORPORATION OF ABIA STATE	291,997,180	291,997,180	81,500,000	48,900,000	90,000,000	90,000,000	463,497,180	430,897,180
	23013001	GOVERNMENT PRINTING PRESS			4,500,000	2,700,000			4,500,000	2,700,000
	23055001	ABIA STATE PRINTING & PUBLISHING CORPORATION	72,069,900	72,069,900	6,000,000	3,600,000			78,069,900	75,669,900
	25001001	OFFICE OF THE HEAD OF SERVICE	85,000,000	85,000,000	60,450,000	36,270,000			145,450,000	121,270,000
	25005001	BUREAU OF TRAINING	37,665,900	37,665,900	10,000,000	6,000,000			47,665,900	43,665,900
	25005002	BUREAU OF COMMON SERVICES AND SERVICE MON.	41,197,750	41,197,750	12,000,000	7,200,000			53,197,750	48,397,750
	25005003	BUREAU OF SERVICE WELFARE	65,001,390	65,001,390	10,000,000	5,999,999			125,001,390	121,001,389
	25005004	BUREAU OF ADMINISTRATION	111,468,157	111,468,157	10,000,000	6,000,000			121,468,157	117,468,157
	25005005	BUREAU OF ESTABLISHMENT & PENSIONS	87,111,430	87,111,430	14,000,000	8,400,000			101,111,430	95,511,430
	25007001	LOCAL GOVERNMENT STAFF PENSIONS BOARD	2,060,830	2,060,830	8,150,000	4,890,000	250,000,000	250,000,000	260,210,830	256,950,830
	40001001	OFFICE OF THE AUDITOR GENERAL (STATE)	166,454,010	166,454,010	40,350,000	24,210,000			206,804,010	190,664,010
	47001001	CIVIL SERVICE COMMISSION	118,614,810	118,614,810	20,250,000	12,150,000			138,864,810	130,764,810
	48001001	ABIA STATE INDEPENDENT ELECTORAL COMMISSION	263,062,253	263,062,253	14,000,000	8,400,000			277,062,250	271,462,250

FIRST SCHEDULE
REVISED BUDGET OF ABIA STATE OF NIGERIA, 2020
SUMMARY OF RECURRENT EXPENDITURE BY ORGANIZATION.

SECTOR	ORGANIZATION CODE	ORGANIZATION NAME	ORIG. PERS. COST	REV. PERS. COST	ORIGINAL OVERH. COST	REVISED OVERH.COST	ORIGINAL C.R.F.C	REVISED C.R.F.C	ORIGINAL TOTAL REC. EXPENDITURE	REVISED TOTAL REC. EXP
ADMINISTRAT	63001001	OFFICE OF THE AUDITOR GENERAL (LG)	75,510,300	75,510,300	30,904,630	18,542,778			106,414,930	94,053,078
CONT'D	64001001	LOCAL GOVERNMENT SERVICE COMMISSION	30,405,730	30,405,730	5,100,000	3,060,000			35,505,730	33,465,730
	65001001	MINISTRY OF BOUNDARY MATTERS & CONFLICT RESOLU	18,563,140	18,563,140	25,000,000	15,000,000			43,563,140	33,563,140
	66001001	MINISTRY OF SPECIAL DUTIES (ESTAB & TRANINIG)	6,866,620	6,866,620	19,730,000	11,838,000			26,596,620	18,704,620
	68001001	MINISTRY OF INTERSTATE AFFAIRS	21,050,000	21,050,000	7,420,000	4,452,000			28,470,000	25,502,000
	73001001	MINISTRY OF HOMELAND SECURITY	96,000,000	96,000,000	10,550,000	6,330,000			106,550,000	102,330,000
									25,272,069,497	20,373,354,204

FIRST SCHEDULE
REVISED BUDGET OF ABIA STATE OF NIGERIA, 2020
SUMMARY OF RECURRENT EXPENDITURE BY ORGANIZATION.

SECTOR 2	ORGANIZATION CODE	ORGANIZATION NAME	ORIG. PERS. COST	REV. PERS. COST	ORIGINAL OVERH. COST	REVISED OVERH.COST	ORIGINAL C.R.F.C	REVISED C.R.F.C	ORIGINAL TOTAL REC. EXPENDITURE	REVISED TOTAL REC. EXP
ECONOMIC SECTOR	15001001	MINISTRY OF AGRICULTURE	443,382,020	443,382,020	10,050,000	6,029,900			453,432,020	449,411,920
	15102001	ABIA AGRICULTURAL DEVELOPMENT PROGRAM (AADP)	408,710,340	408,710,340	3,845,000	2,236,957			412,555,340	410,947,297
	15111001	ABIA GOLDEN CHICKEN OKOKO ITEM			3,600,000	2,160,008			3,600,000	2,160,008
	15111002	SMALL HOLDERS OIL PALM								
	20001001	MINISTRY OF FINANCE	257,025,310	257,025,310	30,000,000	17,999,702			287,025,310	275,025,012
	20007001	OFFICE OF THE ACCOUNTANT GENERAL	204,880,890	204,880,890	142,096,000	85,256,226	10,603,023,110	5,611,712,007	10,950,000,000	5,901,849,193
	20008001	BOARD OF INTERNAL REVENUE	202,123,740	202,123,740	320,506,000	179,997,112			522,629,740	382,120,852
	20009001	ABIA STATE GAMING AND CONTROL BOARD			4,850,000	2,909,950			4,850,000	2,909,950
	22001001	MINISTRY OF TRADE AND INVESTMENT	249,409,350	249,409,350	8,000,000	4,799,832			257,409,350	254,209,182
	22005001	METERLURGICAL COMPLEX	18,150,360	18,150,360	8,000,000	3,599,938			26,150,360	21,750,298
	28001001	MINISTRY OF SCIENCE AND TECHNOLOGY	99,359,400	99,359,400	10,000,000	5,999,899			109,359,400	105,359,299
	29001001	MINISTRY OF TRANSPORT	76,489,250	76,489,250	8,650,000	5,189,909			85,139,250	81,679,159
	29001002	ABIA STATE FIRE SERVICE	36,063,660	36,063,660	4,500,000	2,699,954			40,563,660	38,763,614
	29007001	ABIA STATE PASSENGERS INTEGRATED MANIFEST SCHEM	30,200,000	30,200,000	4,000,000	2,399,957			34,200,000	32,599,957
	29053001	ABIA TRANSPORT CORPORATION	168,787,570	168,787,570	25,200,000	15,119,755			193,987,570	183,907,325
	29056001	ABIA STATE TRANSPORT LOAN SCHEME			3,000,000	1,799,967			3,000,000	1,799,967
	29056002	ABIA STATE TRAFFIC MANAGEMENT AGENCY	72,000,000	72,000,000	4,600,000	2,759,950			76,600,000	74,759,950
	31001001	MINISTRY OF ENERGY AND MINERAL RESOURCES	37,307,270	37,307,270	8,500,000	5,099,913			45,807,270	42,407,183
	32001001	MINISTRY OF PET & MINERAL RESOURCES	56,883,815	56,883,815	8,150,000	4,889,917			65,033,815	61,773,732
	34001001	MINISTRY OF WORKS	149,361,920	149,361,920	10,600,000	6,359,893			159,961,920	155,721,813
	34004001	ABIA STATE ROADS MAINTENANCE AGENCY	21,950,840	21,950,840	7,000,000	4,199,928			28,950,840	26,150,768
	36001001	MINISTRY OF TOURISM, ARTS AND CULTURE	45,523,660	45,523,660	13,000,000	7,799,869			58,523,660	53,323,529
	36004001	ABIA STATE COUNCIL FOR ARTS AND CULTURE	60,823,950	60,823,950	7,500,000	4,499,922			68,323,950	65,323,872
	36052001	ABIA STATE TOURISM BOARD	9,962,080	9,962,080	4,200,000	2,519,955			14,162,080	12,482,035
	38002001	ABIA STATE PLANNING COMMISSION	173,496,488	173,496,488	101,267,430	61,459,743			274,763,918	234,956,231
	38004001	ABIA STATE BUREAU OF STATISTICS	61,544,070	61,544,070	14,361,220	8,736,629			75,905,290	70,280,699
	38005001	ABIA STATE COMMUNITY & SOCIAL DEV. AGENCY	91,482,000	91,482,000	19,950,000	11,969,801			111,432,000	103,451,801
	52001001	MINISTRY OF PUBLIC UTILITIES & WATER RESOURCES	119,584,650	119,584,650	53,000,000	31,799,482			172,584,650	151,384,132
	52102001	ABIA STATE WATER AND SEWERAGE CORPORATION	63,568,210	63,568,210	30,000,000	17,999,703			93,568,210	81,567,913
	52103001	ABIA STATE RURAL WATER SANITATION AGENCY	31,727,130	31,727,130	4,000,000	2,399,954			35,727,130	34,127,084
	53001001	MINISTRY OF HOUSING	117,087,827	117,087,827	100,000,000	59,999,034			217,087,827	177,086,861
	53010001	ABIA STATE HOUSING AND PROPERTY DEV. CORP	52,968,420	52,968,420	15,000,000	9,239,842			67,968,420	62,208,262
	53056001	UMUAHIA CAPITAL DEVELOPMENT AUTHORITY	37,536,070	37,536,070	10,000,000	6,119,898			47,536,070	43,655,968
	54001001	MIN. OF RURAL DEV. COOPERATIVES & POV. REDUCTION	164,998,110	164,998,110	7,600,000	4,649,921			172,598,110	169,648,031
	60001001	MINISTRY OF LANDS, SURVEY AND URBAN PLANNING	197,000,000	197,000,000	30,000,000	17,919,703			227,000,000	214,919,703
	60001002	ABIA STATE ESTATE DEVELOPMENT AGENCY	52,962,840	52,962,840	46,000,000	27,599,548			98,962,840	80,562,388
	62001001	MIN. OF PHYSICAL URBAN PLANNING & INF. DEV.								
	62001002	OPEN SPACES DEV. COMMISSION	12,372,160	12,372,160	3,750,000	2,249,960			16,122,160	14,622,120
	71001001	MINISTRY OF INDUSTRY	26,372,680	26,372,680	8,650,380	5,190,136			35,023,060	31,562,816
	72001001	MIN. OF SMALL & MEDIUM ENTERPRISE DEVELOPMENT	26,420,749	26,420,749	10,500,000	6,869,922			36,920,749	33,290,671
									15,584,465,969	10,139,760,595

FIRST SCHEDULE
REVISED BUDGET OF ABIA STATE OF NIGERIA, 2020
SUMMARY OF RECURRENT EXPENDITURE BY ORGANIZATION.

SECTOR O3	ORGANIZATION CODE	ORGANIZATION NAME	ORIG. PERS. COST	REV. PERS. COST	ORIGINAL OVERH. COST	REVISED OVERH.COST	ORIGINAL C.R.F.C	REVISED C.R.F.C	ORIGINAL TOTAL REC. EXPENDITURE	REVISED TOTAL REC. EXP
LAW AND JUSTICE	18011001	JUDICIAL SERVICE COMMISSION	112,361,550	112,361,550	20,000,000	12,000,000			132,361,550	124,361,550
	26001001	MINISTRY OF JUSTICE	286,920,660	286,920,660	90,000,000	54,000,000			376,920,660	340,920,660
SECTOR	26002001	ABIA STATE LAW REVIEW AND REFORM COMMISSION	19,367,890	19,367,890	5,500,000	3,300,000			24,867,890	22,667,890
	26051001	JUDICIARY-HIGH COURT	1,036,540,459	1,036,540,459	120,000,000	72,000,000			1,156,540,459	1,108,540,459
	26052001	JUDICIARY-CUSTOMARY COURT OF APPEAL	1,349,592,920	1,349,592,920	60,600,000	36,360,000			1,410,192,920	1,385,952,920
									3,100,883,479	2,982,443,479

FIRST SCHEDULE
REVISED BUDGET OF ABIA STATE OF NIGERIA, 2020
SUMMARY OF RECURRENT EXPENDITURE BY ORGANIZATION.

SECTOR O5	ORGANIZATION CODE	ORGANIZATION NAME	ORIG. PERS. COST	REV. PERS. COST	ORIGINAL OVERH. COST	REVISED OVERH. COST	ORIGINAL C.R.F.C	REVISED C.R.F.C	ORIGINAL TOTAL REC. EXPENDITURE	REVISED TOTAL REC. EXP
SOCIAL SECTOR	13001001	MINISTRY OF YOUTH & SPORTS DEVELOPMENT	87,843,680	87,843,680	8,500,000	5,099,913			96,343,680	92,943,593
	14001001	MINISTRY OF WOMEN AFFAIRS & SOCIAL DEV.	104,801,640	104,801,640	80,000,000	47,999,227			184,801,640	152,800,867
	14002001	SKILL ACQUISITION CENTRE		0	2,500,000	1,499,976			2,500,000	1,499,976
	17001001	MINISTRY OF EDUCATION	779,427,530	779,427,530	43,500,000	26,109,982			822,927,530	805,537,512
	17001002	ABIA STATE EDUCATION 4EMPLOYMENT AGENCY		0	20,000,000	11,999,801			20,000,000	11,999,801
	17003001	ABIA STATE UNIVERSAL BASIC EDUCATION (ASUBEB)	340,198,940	340,198,940	17,500,000	10,499,870			357,698,940	350,698,810
	17003002	ABIA STATE CONTINUING TEACHERS TRAINING BOARD	38,385,941	38,385,941	10,000,000	5,999,897			48,385,941	44,385,838
	17008001	ABIA STATE LIBRARY BOARD	78,986,910	78,986,910	6,000,000	3,599,934			84,986,910	82,586,844
	17008002	E-LIBRARY		0	5,100,000	3,059,946			5,100,000	3,059,946
	17010001	AGENCY FOR MASS LITERACY, ADULT & NON FORMAL ED	981,250	981,250	17,550,000	10,529,827			18,531,250	11,511,077
	17018001	ABIA STATE POLYTECHNIC ABA	1,634,011,140	1,634,011,140	375,400,000	225,236,385	100,000,000	100,000,000	2,109,411,140	1,959,247,525
	17019001	ABIA STATE COLLEGE OF EDUCATION (TECHNICAL) ARO	419,000,000	419,000,000	48,000,000	28,799,528			467,000,000	447,799,528
	17021001	ABIA STATE UNIVERSITY UTURU	3,366,458,680	3,366,458,680	1,900,000,000	939,981,751	450,000,000	450,000,000	5,716,458,680	4,756,440,431
	17051001	SECONDARY EDUCATION MANAGEMENT BOARD	3,932,329,120	3,932,329,120	109,400,000	65,638,942			4,041,729,120	3,997,968,062
	17056001	ABIA STATE SCHOLARSHIP BOARD		0	10,000,000	5,999,903			10,000,000	5,999,903
	17064001	ABIA STATE EXAMINATION DEV. COMM.	236,828,870	236,828,870	89,500,000	53,699,137			326,328,870	290,528,007
	21001001	MINISTRY OF HEALTH	1,145,290,100	1,699,570,100	26,000,680	21,840,209			1,171,290,780	1,721,410,309
	21002001	ABIA STATE HEALTH INSURANCE AGENCY		0	8,950,000	5,369,908			8,950,000	5,369,908
	21003001	ABIA STATE PRIMARY HEALTH CARE MGT AGENCY		0	21,750,000	13,049,784			21,750,000	13,049,784
	21026001	ABIA STATE UNIVERSITY TEACHING HOSPITAL ABA	2,082,624,060	2,082,624,060	300,000,000	179,997,108			2,382,624,060	2,262,621,168
	21026002	ABIA STATE COLLEGE OF HEALTH SCIENCE, TECH, & MGT	351,673,520	354,673,520	75,250,000	45,149,263			426,923,520	399,822,783
	21027010	ABIA STATE SPECIALIST HOSP. & DIAGNOSTIC CENTRE	174,789,170	174,789,170	55,110,000	33,065,457			229,899,170	207,854,627
	21102001	ABIA STATE HOSPITAL MANAGEMENT BOARD	1,288,354,970	1,288,354,970	66,500,000	39,899,349			1,354,854,970	1,328,254,319
	35001001	MINISTRY OF ENVIRONMENT	175,269,990	175,269,990	55,728,000	33,436,307			230,997,990	208,706,297
	35016001	ABIA STATE ENVIRONMENTAL PROTECTION AGENCY	173,899,020	173,899,020	19,860,000	11,915,801			193,759,020	185,814,821
	39001001	MINISTRY OF SPORTS	66,442,380	66,442,380	9,050,000	5,429,906			75,492,380	71,872,286
	39002001	ENYIMBA FOOTBALL CLUB	700,000,000	700,000,000	338,000,000	202,796,750			1,038,000,000	902,796,750
	39002002	ABIA WARRIORS FOOTBALL CLUB	400,000,000	400,000,000	330,000,000	194,976,971			730,000,000	594,976,971
	39002003	ABIA COMET FOOTBALL CLUB	170,000,000	170,000,000	40,000,000	23,999,614			210,000,000	193,999,614
	39051001	ABIA STATE SPORTS COUNCIL	278,603,600	278,603,600	13,000,000	7,799,868			291,603,600	286,403,468
	39051002	YOUTH SPORTS FEDERATION OF NIGERIA	18,000,000	18,000,000	6,000,000	3,599,940			24,000,000	21,599,940
	39051003	ABIA ANGELS FOOTBALL CLUB	120,000,000	120,000,000	20,150,000	12,089,802			140,150,000	132,089,802
	51001001	MINISTRY OF LOCAL GOVT & CHIEFTAINCY AFFAIRS	104,109,430	104,109,430	14,900,000	8,939,996			119,009,430	113,049,426
	69001001	MINISTRY OF STRATEGY & SOCIAL DEVELOPMENT	75,000,000	75,000,000	10,150,000	6,089,897			85,150,000	81,089,897
	70001001	MINISTRY OF JOINT PROJECTS.	15,515,550	15,515,550	39,130,000	23,477,666			54,645,550	38,993,216
									23,101,304,171	21,784,783,106
									GRAND TOTAL	67,058,723,116
										55,280,341,384

SECOND SCHEDULE
REVISED BUDGET OF ABIA STATE OF NIGERIA, 2020
SUMMARY OF CAPITAL EXPENDITURE BY ORGANIZATION

SECTOR O1	ORGANIZATION CODE	ORGANIZATION NAME	2020 ORIGINAL BUDGET	2020 REVISED BUDGET
ADMINISTRATIVE SECTOR	11001001	OFFICE OF THE GOVERNOR-GOVERNMENT HOUSE	2,600,000,000	1,114,290,200
	11001002	OFFICE OF THE DEPUTY GOVERNOR-GOVERNMENT HOUSE	254,000,000	237,700,000
	11008001	ABIA STATE EMERGENCY MANAGEMENT AGENCY	22,000,000	12,100,000
	11010001	BUREAU OF PUBLIC PROCUREMENT (DUE PROCESS)	50,000,000	10,500,000
	11013001	OFFICE OF THE SECRETARY TO THE STATE GOVERNMENT	27,000,000	132,850,000
	11014001	BUREAU OF POLITICAL AFFAIRS	9,000,000	4,950,000
	11016001	BUREAU OF ECONOMIC AFFAIRS	4,000,000	2,200,000
	11017001	EXECUTIVE COUNCIL SECRETARIAT	7,000,000	3,850,000
	11018001	BUREAU OF SPECIAL SERVICES	4,800,000	2,640,000
	11021001	ABIA STATE LIASON OFFICE, LAGOS	15,000,000	8,250,000
	11021002	ABIA STATE LIASON OFFICE, ABUJA	10,000,000	5,500,000
	11033001	ABIA STATE AGENCY FOR THE CONTROL OF HIV/AIDS	160,000,000	88,000,000
	11035001	ABIA STATE PENSIONS BOARD	2,500,000	1,375,000
	11037001	PILGRIMS WELFARE BOARD	5,000,000	2,750,000
	11101001	ABIA STATE OIL PRODUCING AREAS DEV, COMM.	1,600,000,000	1,500,000,000
	11101002	ABIA STATE MARKETING AGENCY	3,500,000	101,925,000

SECOND SCHEDULE
REVISED BUDGET OF ABIA STATE OF NIGERIA, 2020
SUMMARY OF CAPITAL EXPENDITURE BY ORGANIZATION

SECTOR	ORGANIZATION CODE	ORGANIZATION NAME	2020 ORIGINAL BUDGET	2020 REVISED BUDGET
ADMIN.	11101003	ABIA STATE INFRASTRUCTURE DEVELOPMENT INITIATIVE	200,000,000	60,000,000
SECTOR	11101004	ABIA STATE SIGNANGE AND ADVERTISEMENT AGENCY (ABSAA)	7,000,000	3,850,000
CONT'D	11101005	PUBLIC PRIVATE PARTNERSHIP & INVEST. PROMOTIONS OFFICE	5,000,000	950,000
	12003001	ABIA STATE HOUSE OF ASSEMBLY (THE LEGISLATURE)	2,060,000,000	1,108,000,000
	12004001	ABIA STATE HOUSE OF ASSEMBLY SERCIVE COMMISSION	200,000,000	110,000,000
	23001001	MINISTRY OF INFORMATION AND STRATEGY	100,000,000	55,000,000
	23003001	BROADCASTING CORPORATION OF ABIA STATE	150,000,000	82,500,000
	23055001	ABIA STATE PRINTING AND PUBLISHING CORPORATION	22,000,000	12,100,000
	25001001	OFFICE OF THE HEAD OF SERVICE	90,000,000	49,500,000
	25005001	BUREAU OF TRAINING	17,500,000	9,625,000
	25005002	BUREAU OF COMMON SERVICES AND SERVICE MONITORING	3,000,000	1,650,000
	25005003	BUREAU OF SERVICE WELFARE	5,000,000	8,250,000
	25005004	BUREAU OF ADMINISTRATION	4,500,000	2,475,000
	25005007	BUREAU OF ESTABLISHMENT AND PENSIONS	27,000,000	14,850,000
	36052001	ABIA STATE TOURISM BOARD	70,000,000	38,500,000
	40001001	OFFICE OF THE AUDITOR GENERAL (STATE)	30,000,000	16,500,000
	47001001	CIVIL SERVICE COMMISSION	10,000,000	6,500,000
	48001001	ABIA STATE INDEPENDENT ELECTORAL COMMISSION (ABSIEC)	460,000,000	253,000,000
	63001001	OFFICE OF THE AUDITOR GENERAL (LOCAL GOVT)	4,000,000	2,500,000
	64001001	LOCAL GOVERNMENT SERVICE COMMISSION	95,000,000	33,250,000
	65001001	MINISTRY OF BOUNDARY MATTERS& CONFLICT RESOLUTION	20,000,000	
	66001001	MISNISTRY OF SPECIAL DUTIES (ESTABLISHMENT AND TRAINING)	4,000,000	2,200,000
	68001001	MINISTRY OF INTER STATE AFFAIRS	4,000,000	
	73001001	MINISTRY OF HOMELAND SECURITY	600,000,000	330,000,000
		TOTAL ADMINISTRATIVE SECTOR	8,961,800,000	5,430,080,200

SECOND SCHEDULE
REVISED BUDGET OF ABIA STATE OF NIGERIA, 2020
SUMMARY OF CAPITAL EXPENDITURE BY ORGANIZATION

SECTOR O2	ORGANIZATION CODE	ORGANIZATION NAME	2020 ORIGINAL BUDGET	2020 REVISED BUDGET
ECONOMIC	15001001	MINISTRY OF AGRICULTURE	730,000,000	1,464,220,000
SECTOR	15102001	ABIA AGRICULTURAL DEVELOPMENT PROGRAM (AADP)	35,000,000	231,805,346
	20001001	MINISTRY OF FINANCE	130,000,000	71,500,000
	20007001	OFFICE OF THE ACCOUNTANT - GENERAL	90,000,000	582,500,000
	20008001	BOARD OF INTERNAL REVENUE	100,000,000	52,800,000
	22001001	MINISTRY OF TRADE AND INVESTMENT	1,200,600,000	560,330,000
	22005001	METALLURGICAL COMPLEX	10,000,000	5,500,000
	28001001	MINISTRY OF SCIENCE AND TECHNOLOGY	60,000,000	33,000,000
	29001001	MINISTRY OF TRANSPORT	40,000,000	22,000,000
	29001002	ABIA STATE FIRE SERVICE	140,000,000	77,500,000
	29007001	ABIA STATE PASSENGERS INTERGRATED MANIFEST SCHEME	100,000,000	55,000,000
	29053001	ABIA TRANSPORT CORPORATION (ABIA LINE NETWORK)	300,000,000	165,000,000
	29056003	ABIA STATE TRAFFIC AND INDISCIPLINE MGT AGENCY (TIMASS)	30,000,000	16,500,000
	31001001	MINISTRY OF ENERGY AND MINERAL RESOURCES	300,000,000	165,000,000
	32001001	MINISTRY OF PETROLEUM AND MINERAL RESOURCES	20,000,000	11,000,000
	34001001	MINISTRY OF WORK	16,500,000,000	9,030,000,000
	34004001	ABIA STATE ROADS MAINTENANCE AGENCY	250,000,000	137,500,000
	36001001	MINISTRY OF TOURISM, ARTS AND CULTURE	40,000,000	40,000,000
	36004001	ABIA STATE COUNCIL FOR ARTS AND CULTURE	15,000,000	8,250,000
	38002001	ABIA STATE PLANNING COMMISSION	10,500,500,000	4,387,855,000
	38004001	ABIA STATE BUREAU OF STATISTICS	20,000,000	65,500,000
	38005001	ABIA STATE COMMUNITY & SOCIAL DEVELOPMENT AGENCY	250,000,000	250,000,000
	38006001	ABIA STATE SOCIAL SAFETY NET PROGRAMME	30,000,000	340,000,000
	52001001	MINISTRY OF PUBLIC UTILITIES AND WATER RESOURCES	2,100,000,000	893,530,000
	52102001	ABIA STATE WATER AND SEWAGE CORPORATION	2,220,000,000	1,171,000,000
	52103001	ABIA STATE RURAL WATER SANITATION AGENCY	90,000,000	257,500,000
	53001001	MINISTRY OF HOUSING	3,730,000,000	1,549,500,000

SECOND SCHEDULE
REVISED BUDGET OF ABIA STATE OF NIGERIA, 2020
SUMMARY OF CAPITAL EXPENDITURE BY ORGANIZATION

SECTOR	ORGANIZATION CODE	ORGANIZATION NAME	2020 ORIGINAL BUDGET	2020 REVISED BUDGET
ECONOMIC	53010001	ABIA STATE HOUSING AND PROPERTY DEVELOPMENT CORPORATION	400,000,000	220,000,000
SECTOR	53056001	UMUAHIA CAPITAL DEVELOPMENT AUTHORITY (UCDA)	45,000,000	24,750,000
CONT'D	54001001	MINISTRY OF RURAL DEVELOPMENT, COOPERATIVES & POVERTY REDUCTION	570,000,000	1,290,598,110
	60001001	MINISTRY OF LANDS, SURVEY AND URBAN PLANNING	1,615,000,000	887,640,149
	60001002	ABIA STATE ESTATE DEVELOPMENT AGENCY	70,000,000	38,500,000
	62001002	OPEN SPACES DEVELOPMENT COMMISSION	180,000,000	99,000,000
	71001001	MINISTRY OF INDUSTRY	140,000,000	157,000,000
	72001001	MINISTRY OF SMALL AND MEDIUM ENTERPRISES DEVELOPMENT	250,000,000	384,500,000
		TOTAL ECONOMIC SECTOR	42,301,100,000	24,746,278,605

SECOND SCHEDULE
REVISED BUDGET OF ABIA STATE OF NIGERIA, 2020
SUMMARY OF CAPITAL EXPENDITURE BY ORGANIZATION

SECTOR O3	ORGANIZATION CODE	ORGANIZATION NAME	2020 ORIGINAL BUDGET	2020 REVISED BUDGET
LAW AND	18011001	JUDICIAL SERVICE COMMISSION	4,000,000	2,200,000
JUSTICE	26001001	MINISTRY OF JUSTICE	20,000,000	51,000,000
SECTOR	26002001	ABIA STATE LAW REFORMS AND REFORM COMMISSION	5,000,000	2,750,000
	26051001	JUDICIARY - HIGH COURT	160,000,000	88,000,000
	26025001	JUDICIARY- CUSTOMARY COURT OF APPEAL	145,000,000	79,750,000
		<u>TOTAL LAW AND JUSTICE SECTOR</u>	<u>334,000,000</u>	<u>223,700,000</u>

SECOND SCHEDULE
REVISED BUDGET OF ABIA STATE OF NIGERIA, 2020
SUMMARY OF CAPITAL EXPENDITURE BY ORGANIZATION

SECTOR O5	ORGANIZATION CODE	ORGANIZATION NAME	2020 ORIGINAL BUDGET	2020 REVISED BUDGET
SOCIAL	13001001	MINISTRY OF YOUTH AND SPORTS DEVELOPMENT	40,000,000	22,000,000
SECTOR	14001001	MINISTRY OF WOMEN AFFAIRS AND SOCIAL DEVELOPMENT	130,000,000	291,500,000
	17001001	MINISTRY OF EDUCATION	6,000,000,000	5,273,900,000
	17003001	ABIA STATE UNIVERSAL BASIC EDUCATION BOARD (ASUBEB)	280,000,000	154,000,000
	17003002	ABIA STATE CONTINUING TEACHERS TRAINING BOARD	74,000,000	40,700,000
	17008001	ABIA STATE LIBRARY BOARD	130,000,000	71,500,000
	17010001	AGENCY FOR MASS LITERACY, ADULT AND NON-FORMAL EDUCATION	40,000,000	22,000,000
	17018001	ABIA STATE POLYTECHNIC, ABA	950,000,000	522,500,000
	17019001	ABIA STATE COLLEGE OF EDUCATION (TECHNICAL), AROCHUKWU	185,000,000	101,750,000
	17021001	ABIA STATE UNIVERSITY, UTURU	1,700,000,000	3,549,532,715
	17051001	SECONDARY EDUCATION MANAGEMENT BOARD (SEMB)	61,000,000	33,550,000
	17056001	ABIA STATE SCHOLARSHIP BOARD	100,000,000	55,000,000
	17064001	ABIA STATE EXAMINATION DEVELOPMENT COMMISSION	200,000,000	110,000,000
	21001001	MINISTRY OF HEALTH	3,000,000,000	2,550,900,000
	21002001	ABIA STATE HEALTH INSURANCE AGENCY	1,000,000,000	550,000,000
	21003001	ABIA STATE PRIMARY HEALTH CARE MANAGEMENT AGENCY	700,000,000	502,725,000
	21026001	ABIA STATE UNIVERSITY TEACHING HOSPITAL, ABA	700,000,000	489,000,000
	21026002	ABIA STATE COLLEGE OF HEALTH SCIENCE & MGT. TECH. ABA	259,500,000	268,725,000
	21027010	ABIA STATE SPECIALIST HOSPITAL & DIAGNOSTIC CENTER, UMUAHIA	470,000,000	694,500,000
	21102001	ABIA STATE HOSPITALS MANAGEMENT BOARD	675,000,000	371,250,000
	35001001	MINISTRY OF ENVIRONMENT	1,600,000,000	960,000,000
	35016001	ABIA STATE ENVIRONMENTAL PROTECTION AGENCY	300,000,000	165,000,000
	39001001	MINISTRY OF SPORTS	140,000,000	77,000,000
	51001001	MINISTRY OF LOCAL GOVERNMENT & CHIEFTAINCY AFFAIRS	50,000,000	27,500,000
	70001001	MINISTRY OF JOINT PROJECTS	-	75,500,000
		TOTAL SOCIAL SECTOR	18,784,500,000	16,980,032,715
		GRAND TOTAL	70,381,400,000	47,380,091,520

REVISED BUDGET OF ABIA STATE OF NIGERIA, 2020

SUMMARY OF REVISED BUDGET OF ABIA STATE, 2020

<u>TOTAL RECURRENT EXPENDITURE</u>	=	<u>55,280,341,384</u>
<u>TOTAL CAPITAL EXPENDITURE</u>	=	<u>47,380,091,520</u>
<u>TOTAL REVISED BUDGET, 2020</u>		<u>102,660,432,904</u>

SCHEDULE

FORM A


This printed impression has been carefully compared by me with the Bill which has been passed by the Abia State House of Assembly and found by me to be a true and correctly printed copy of the said Bill.

.....
JOHNPEDRO NNAMDI IROKANSI (KSJI)
Clerk of the House of Assembly
Abia State of Nigeria

DATED this day of2020

FORM B

I ASSENT



.....
OKEZIE VICTOR IKPEAZU Ph.D
Governor
Abia State of Nigeria

DATED this day of2020

FORM C

I WITHHOLD MY ASSENT



.....
OKEZIE VICTOR IKPEAZU Ph.D
Governor
Abia State of Nigeria

DATED this day of2020

FORM D

This Law to which the Governor has by a letter Reference No.dated the day of, 2020 signified the Withholding of his Assent, has again been passed by the Abia State House of Assembly by a two-third majority this day of, 2020.

.....
JOHNPEDRO NNAMDI IROKANSI (KSJI)
Clerk of the House of Assembly
Abia State of Nigeria

DATED at Umuahia this day of, 2020

FORM E

Assented to on the day of, 2020

OR

Passed by the Abia State House of Assembly by a two-third majority this day of, 2020

This printed impression has been carefully compared by me with the Bill which has been passed by the Abia State House of Assembly and found by me a true and correctly printed copy of the Bill.

.....
JOHNPEDRO NNAMDI IROKANSI (KSJI)
Clerk of the House of Assembly
Abia State of Nigeria


Dated day of, 2020

B.

SCHEDULE

FORM A

This printed impression has been carefully compared by me with the Bill which has been passed by the Abia State House of Assembly and found by me to be a true and correctly printed copy of the said Bill.



.....
JOHNPEDRO NNAMDI IROKANSI (KSJI)
Clerk of the House of Assembly
Abia State of Nigeria

DATED this 28th day of July 2020

FORM B

I ASSENT



.....
OKEZIE VICTOR IKPEAZU Ph.D
Governor
Abia State of Nigeria

DATED this 23 day of July 2020

C.