

FEDERATION ACCOUNT INCOME DISTRIBUTION FOR THE YEAR 2014

<i>MONTH</i>	<i>FED ACCT</i>	<i>AUGEMENTATION FROM EXCESS CRUDE ACCT</i>	<i>TRANSFER TO OIL NON OIL REVENUE</i>	<i>TOTAL ACTUAL</i>	<i>BUDGET</i>	<i>SUBSIDY REIMBURSEMT EMPOWERMENT PROGRAMME</i>	<i>DIFFERENCE</i>	<i>CUMMULATIVE DIFF</i>
01 January	473,606,977,237.13	N0.00	N0.00	473,606,977,237.13	582,934,000,000.00		-109,327,022,762.87	-109,327,022,762.87
02 February	503,685,251,412.94	N0.00	N0.00	503,685,251,412.94	582,934,000,000.00		-79,248,748,587.06	-188,575,771,349.93
03 March	531,332,894,791.38	N0.00	N0.00	531,332,894,791.38	582,934,000,000.00		-51,601,105,208.62	-240,176,876,558.55
04 April	534,907,248,682.42	N0.00	N0.00	534,907,248,682.42	582,934,000,000.00		-48,026,751,317.58	-288,203,627,876.13
05 May	533,746,063,939.67	N0.00	N0.00	533,746,063,939.67	582,934,000,000.00		-49,187,936,060.33	-337,391,563,936.46
06 June	742,622,002,573.51	N0.00	N159,688,002,573.51	582,934,000,000.00	582,934,000,000.00		0.00	-337,391,563,936.46
07 July	712,956,286,196.91	N0.00	N130,022,286,196.91	582,934,000,000.00	582,934,000,000.00		0.00	-337,391,563,936.46
08 August	548,568,524,184.92	N0.00	N0.00	548,568,524,184.92	582,934,000,000.00		-34,365,475,815.08	-371,757,039,751.54
09 September	504,705,131,331.17	N0.00	N0.00	504,705,131,331.17	582,934,000,000.00		-78,228,868,668.83	-449,985,908,420.37
10 October	463,779,359,076.44	N0.00	N0.00	463,779,359,076.44	582,934,000,000.00		-119,154,640,923.56	-569,140,549,343.93
11 November	484,321,446,855.98	N0.00	N0.00	484,321,446,855.98	582,934,000,000.00		-98,612,553,144.02	-667,753,102,487.95
12 December	427,653,288,130.04	N0.00	N0.00	427,653,288,130.04	582,934,000,000.00		-155,280,711,869.96	-823,033,814,357.91
TOTAL	6,461,884,474,412.51	N0.00	289,710,288,770.42	6,172,174,185,642.09	6,995,208,000,000.00		-823,033,814,357.91	



Office of the Accountant-General of the Federation
Federal Ministry of Finance, Abuja


TRANSFER TO EXCESS CRUDE, PPT AND ROYALTY ACCOUNT FOR THE MONTH: November, 2014

S/NO	DATE	DESCRIPTION	FOREIGN EXCESS CRUDE	EXCESS PPT & ROYALTY	TOTAL	CUMM BALANCE
			US\$	US\$	US\$	US\$
1	1-Oct-14	Balance b/f	2,064,524,144.72	2,024,971,540.02	4,089,495,684.74	4,089,495,684.74
2	14-Oct-14	Exchange Rate Gain on transfer of =N=85,000,000,000.00 to Domestic Excess Crude for payment of subsidy		71,025.15	71,025.15	4,089,566,709.89
3	14-Oct-14	Exchange Rate Loss on transfer or equivalent of =N=35,549,235,691.43 for payment of SURE-P to the three tiers of Government		(14,849.41)	(14,849.41)	4,089,551,860.48
4	14-Oct-14	Exchange Rate loss on transfer of equivalent of =N=140,000,000,000.00 to Domestic Excess Crude for payment of subsidy to Oil Marketers	(175,462.56)		(175,462.56)	4,089,376,397.92
5	14-Oct-14	Exchange Rate Gain on transfer or equivalent of =N=35,549,235,691.43 for payment of SURE-P to the three tiers of Government		59,401.49	59,401.49	4,089,435,799.41
6	14-Oct-14	Exchange Rate loss on transfer of equivalent of =N=16,500,000,000.00 to Domestic Excess Crude for payment of subsidy to Oil Marketers		(13,781.89)	(13,781.89)	4,089,422,017.52
7	14-Oct-14	Accrued Interest on Funds Investments - July, 2014	31,264.66	36,575.77	67,840.43	4,089,489,857.95
8	14-Oct-14	Accrued Interest on Funds Investments - August, 2014	81,427.83	67,242.86	148,670.69	4,089,638,528.64
9	14-Oct-14	September, 2014 Account		17,897,803.44	17,897,803.44	4,107,536,332.09
10	22-Oct-14	Distribution of =N=2.769billion from Foreign Excess Crude Savings Account to the three tiers of Government in October, 2014 (September, 2014)		(17,897,803.44)	(17,897,803.44)	4,089,638,528.65
11	5-Dec-14	Transfer of \$1,000,000,000.00 to Domestic Crude Naira Account for payment of subsidy to Oil Marketers	(1,000,000,000.00)		(1,000,000,000.00)	3,089,638,528.65
		Total	1,064,461,374.65	2,025,177,154.00	3,089,638,528.65	
				Check1	-	
				Check2	-	

TABLE 5
CENTRAL BANK OF NIGERIA, ABUJA.
VAT POOL ACCOUNT COLLECTIONS
JANUARY - DECEMBER 2014

MONTHS	NCS VAT N	FIRS VAT. N	TOTAL N
JANUARY	15,322,780,295.59	66,953,911,753.00	82,276,692,048.59
FEBRUARY	13,772,802,377.93	53,028,421,457.30	66,801,223,835.23
MARCH	12,188,770,690.08	51,118,691,682.56	63,307,462,372.64
APRIL	16,219,039,198.50	49,206,667,683.04	65,425,706,881.54
MAY	17,752,800,374.69	47,662,607,635.50	65,415,408,010.19
JUNE	16,390,408,004.35	50,023,624,675.27	66,414,032,679.62
JULY	16,442,645,540.52	49,024,794,117.01	65,467,439,657.53
AUGUST	16,068,355,283.55	45,444,542,614.62	61,512,897,898.17
SEPTEMBER	16,257,457,334.23	48,844,791,096.84	65,102,248,431.07
OCTOBER	16,408,117,212.10	50,729,147,788.56	67,137,265,000.66
NOVEMBER	13,586,748,678.61	47,051,842,291.35	60,638,590,969.96
DECEMBER			0.00
TOTAL	170,409,924,990.15	559,089,042,795.05	729,498,967,785.20

Prepared by:  Checked by: 

Authorised by: 

Source: Banking and Payments System Dept., CBN, Abuja

45