


SECTORAL ACCOUNT OF
STEWARDSHIP
Oct., 2007- Sept., 2009



2

YEARS AFTER
...a lot more to do!


RT. HON. CHIBUIKE ROTIMI AMAECHI
GOVERNOR RIVERS STATE



MISSION STATEMENT

Our Mission is to serve our people with humility and render transparent and accountable stewardship anchored on integrity and good governance. We shall use our God given resources to improve the quality of life of our present and future generations, and empower our people in a peaceful, just and harmonious society under God.

RT. HON. CHIBUIKE ROTIMI AMAECHI
GOVERNOR, RIVERS STATE



2nd ANNIVERSARY ACCOUNT OF STEWARDSHIP

...a lot more to do!

By God's divine providence, I assumed office as Governor of Rivers State on the 26th of October 2007. I had, during the wilderness period preceding the landmark judgment of the Supreme Court (the instrumentality by which my mandate was restored), vowed to God that I will dedicate everyday of my four year tenure to the service of the people of Rivers State. I have, to the best of my abilities strived to keep this vow.

If I had any ambition before coming to office as Governor, it was for an opportunity to serve. I never desired power for personal aggrandizement. Instead I saw it as a tool in the hands of a servant to do good for the people who entrusted the power into my hands.

Like every of life's endeavours, the challenges of governance are far more arduous than you ever imagine before you embark on it. In the course of the past twenty four months, each day has revealed new challenges and new obstacles. Because of our commitment to serve, we have taken each challenge or obstacle as an opportunity to explore possibilities for improved service delivery.

On the occasion of the first anniversary of my administration, I said that;

"Consistent with my abiding faith that power belongs to the people; this occasion provides me with the opportunity to account for our twelve months stewardship. It is also an opportunity to share our vision with you, to seek your understanding of our limitations and renew our appeal for the cooperation of all in the task of rebuilding our great state."

It is now one year since that anniversary and two years since we came to office. It is, in my view, imperative that we come together again as stakeholders in the Rivers State

project to review our performance, to intimate you of the grounds we have covered in the past two years, to share our challenges with you and reason together on the way forward.

The period under review has been eventful. We have, in our modest way given it a good shot, but, much more remains to be done. Let me restate our commitment to the rebuilding of our State through massive urban regeneration programmes, infrastructural development by way of the construction and maintenance of roads, schools, hospitals and health centres as well as the provision of water, electricity and security of lives and property for our people.

The foregoing presentation is a fair, objective and balanced financial account of our stewardship in the past two years: it comprises of a complete disclosure of the revenue profile of the State and details of receipts and expenditure by the various Ministries, Departments, and Agencies:

The Greater Port Harcourt City project is now on stream. The vision is to transform the Greater Port Harcourt area into a world-class city, internationally recognized for excellence and the preferred destination for investors and tourist. Pursuant to this, its primary task is to build a well-planned city, through the implementation and enforcement of policies that will ensure the provision of first rate infrastructure and delivery of quality services to enhance the standard of living and well-being of the people. The sum N50,000,000,000.00 (Fifty Billion Naira) is provided for the Authority in this years fiscal appropriation.

As we all know too well, the educational sector in the State witnessed a tremendous infrastructural decay over time. This informed our declaration of a State of Emergency in the sector. We are currently building 250 Model Primary Schools across the State. When completed, the Model Primary Schools will provide modern facilities and equipment for use by pupils and teachers in the State, some of which include, but not limited to classrooms(14), Libraries, Auditoriums, Toilets(16), Staff Common Rooms, Headmaster's offices. Let me also say that the construction of the first phase of the 250 Model Schools are at advanced stages, with the work plan for each being pursued vigorously.

TABLE OF CONTENTS

PAGE

Ministry of Finance	1
Ministry of Agriculture	8
Ministry of Budget and Economic Planning	19
Ministry of Chieftaincy and Community Affairs	25
Ministry of Commerce and Industry	37
Ministry of Culture and Tourism	41
Ministry of Education	47
Ministry of Employment Generation & Empowerment	68
Ministry of Energy and Natural Resources	70
Ministry of Environment	72
Ministry of Health	85
Ministry of Housing	101
Ministry of Information	106
Ministry of Lands and Surveys	110
Ministry of Power	113
Ministry of Special Duties	124
Ministry of Social Welfare and Rehabilitation	127
Ministry of Sports	138

TABLE OF CONTENTS

PAGE

Ministry of Transport

151

Ministry of Urban Development

159

Ministry of Water Resources & Rural Development

170

Ministry of Works

192

Ministry of Youth Development

235

Office of The Special Adviser on Beautification, Parks and Gardens

239

Rivers State Bureau For Special Projects

241

Rivers State Christian Pilgrims Welfare Board

243

Greater Port Harcourt City

247

Office of the Head of Service

251

Office of the Special Assistant on Information & Communication Technology

261

Office of the Special Assistant on Millennium Development Goals

265

Rivers State Muslim Pilgrims Welfare Board

267

Rivers State Post Primary Schools Board

272

Office of The Special Adviser on Project Monitoring and Evaluation

274

Rivers State Road Maintenance & Rehabilitation Agency

278

Office of The Special Adviser on Statistics & Strategic Planning

290

Rivers State Sustainable Development Agency

294

—S T E W A R D S H I P

2 years after, ...a lot more to do

MANDATE

- (1) Generation of Revenue through various forms of Taxes.
- (2) The Ministry appoints Body of Appeal Commissioners whose function is to hear appeal from the tax payers who are aggrieved
- (3) Receipts custody and disbursement of Government Funds.
- (4) Preparation of workers salaries and pensions' entitlements through the Computerized Payroll System.
- (5) Rendering Computerized Services to other Ministries Extra-Ministerial Department.
- (6) Preparation of letter on the Release of funds on Recurrent and Capital Estimates.
- (7) To issue clearance letters to Ministries, Departments and Parastatals on the submission of Revenue receipts
- (8) The Ministry Monitors Multilateral programmes, Donor Agencies assisted projects in the state (PFMU)
- (9) Preparation of the States' Final Account and Balance sheet.
- (10) To advice Government on Investments, Divestments, Privatization and Capitalization proposal.
- (11) To hold and manage Government Investment in Equities and Other securities for the purposes of generating revenue for the Government.

VISION/MISSION STATEMENT

- To run an effective and efficient public finance management system which ensures optimal exploitation of revenues/income sources, safe custody and prudent deployment of funds to meet recurrent and capital expenditure needs of the state in a sustainable manner.

POLICY

As a matter of policy, this ministry will continue to ensure that the Government is able to meet all her financial obligations that have been properly entered into by the Government.

ACHIEVEMENTS

- (1) Staff salaries were regularly paid each month.
- (2) The 15% consolidated salary structure for civil servants was implemented with effect from 1st January, 2008.
- (3) N20,000.00 Christmas bonus was paid to each civil Servant yearly.
- (4) Pension arrears and gratuities outstanding for the period 1983-2007 amounting to N2,555,109,137.38 were cleared.
- (5) A credit rating of the state is currently being carried out by International Rating Agencies Standard and Poors (S & P) and Fitch Ratings Agencies.
- (6) Contractors and Projects certified completed were paid for during the period under review.
- (7) Staff salaries preparation have been computerized.

STATE'S RECURRENT EXPENDITURE

	PERSONNEL COST	PENSION / GRATUITY	OVERHEAD	OTHER RECURRENT	TOTAL
007	2,233,486,771.18	106,005,841.95	904,583,725.26	335,978,121.05	3,580,054,459.44
007	3,017,121,934.72	105,416,896.00	880,950,552.96	436,749,294.44	4,440,238,678.12
	5,250,608,705.90	211,422,737.95	1,785,534,278.22	772,727,415.49	8,020,293,137.56
8	2,528,034,646.40	2,308,485,289.95	676,727,241.29	351,962,364.59	5,865,209,542.23
008	2,571,321,316.19	103,734,369.07	700,859,064.43	643,399,143.14	4,019,313,892.83
	2,564,241,797.57	102,651,166.06	700,859,064.43	428,917,798.01	3,796,669,826.07
	2,607,215,552.61	109,165,260.50	700,859,064.43	505,867,489.21	3,923,107,366.75
	2,853,981,732.74	106,095,393.25	700,859,064.43	192,652,165.66	3,853,588,356.08
	2,875,482,766.72	114,578,325.15	654,477,563.60	498,105,426.70	4,142,644,082.17
	2,878,190,092.09	373,439,641.75	816,613,687.00	118,208,824.29	4,186,452,245.13
	2,869,976,697.11	127,338,912.70	1,022,241,935.06	241,995,001.05	4,261,552,545.92
008	3,030,778,724.94	129,916,903.01	1,044,327,347.07	237,905,117.16	4,442,928,092.08
3	3,941,364,004.65	132,338,274.23	1,044,327,347.07	365,826,451.20	5,483,856,077.15
008	3,816,110,890.76	149,550,070.93	1,044,327,347.07	786,202,772.14	5,796,191,080.90
08	3,729,003,070.23	375,833,951.59	1,044,327,347.07	603,303,154.97	5,752,467,523.86
PAYMENTS	2,323,240,883.42				2,323,240,883.42
	38,588,942,175.43	4,133,127,558.19	10,150,806,072.95	4,974,345,708.12	57,847,221,514.69
09	3,795,360,576.87	150,646,621.87	1,044,327,347.07	234,223,467.83	5,224,558,013.64
	3,761,107,020.11	150,150,061.70	1,044,327,347.07	191,457,080.99	5,147,041,509.87
	3,764,933,975.95	153,507,548.91	1,044,327,347.07	1,025,621,670.13	5,988,390,542.06
	3,745,454,585.13	158,963,640.77	1,044,327,347.07	127,990,528.04	5,076,736,101.01
	3,942,003,427.75	155,686,013.41	1,087,768,919.00	82,914,034.92	5,268,372,395.08

R D S H I P

2 years after, ...a lot more to

STATE'S RECURRENT EXPENDITURE

MONTHS	PERSONNEL COST	PENSION / GRATUITY	OVERHEAD	OTHER RECURRENT	TOTAL
NOVEMBER 2007	2,253,485,771.28	106,005,841.95	614,487,212.26	158,076,121.05	3,580,054,459.44
DECEMBER 2007	3,017,121,504.77	92,412,896.00	688,860,532.56	435,799,294.44	4,440,238,678.12
SUB TOTAL	5,270,608,708.90	201,422,737.95	1,303,347,744.82	172,727,415.49	8,020,293,137.56
JANUARY 2008	2,527,512,745.42	103,405,289.95	676,727,241.29	351,962,364.59	5,865,209,542.23
FEBRUARY 2008	2,571,321,318.19	103,754,369.07	700,859,064.43	643,399,143.14	4,019,313,892.83
MARCH 2008	2,564,241,797.57	102,651,166.06	700,859,064.43	428,917,798.01	3,796,669,826.07
APRIL 2008	2,607,215,552.61	109,165,260.50	700,859,064.43	505,867,489.21	3,923,107,366.75
MAY 2008	2,853,981,732.74	106,095,393.25	700,859,064.43	192,652,165.66	3,853,588,356.08
JUNE 2008	2,875,482,766.72	114,578,325.15	654,477,563.60	498,105,426.70	4,142,644,082.17
JULY 2008	2,878,190,092.09	373,439,641.75	816,613,687.00	118,208,824.29	4,186,452,245.13
AUGUST 2008	2,869,976,697.11	127,338,912.70	1,022,241,935.06	241,995,001.05	4,261,552,545.92
SEPTEMBER 2008	3,030,778,724.94	129,916,903.01	1,044,327,347.07	237,905,117.16	4,442,928,092.08
OCTOBER 2008	3,941,364,004.65	132,338,274.23	1,044,327,347.07	365,826,451.20	5,483,856,077.15
NOVEMBER 2008	3,816,110,890.76	149,550,070.93	1,044,327,347.07	786,202,772.14	5,796,191,080.90
DECEMBER 2008	3,729,003,070.23	375,833,951.59	1,044,327,347.07	603,303,154.97	5,752,467,523.86
ADDITIONAL PAYMENTS	2,323,240,883.42				2,323,240,883.42
SUB TOTAL 2	38,588,942,175.43	4,133,127,558.19	10,150,806,072.95	4,974,345,708.12	57,847,221,514.69
JANUARY 2009	3,795,360,576.87	150,646,621.87	1,044,327,347.07		
FEBRUARY 2009	3,761,107,020.11	150,150,061.70	1,044,327,347.07	234,223,467.83	5,224,558,013.64
MARCH 2009	3,764,933,975.95	153,507,548.91	1,044,327,347.07	191,457,080.99	5,147,041,509.87
APRIL 2009	3,745,454,585.13	158,963,640.77	1,044,327,347.07	1,025,621,670.13	5,988,390,542.06
MAY 2009	3,942,003,427.75	155,686,013.41	1,087,768,919.00	127,990,528.04	5,076,736,101.01
STEWARDSHIP				82,914,034.92	5,268,372,395.08

MONTHS	PERSONNEL COST	PENSION / GRATUITY	OVERHEAD	OTHER RECURRENT	TOTAL
JUNE 2009	3,810,747,470.37	159,050,585.50	1,069,573,284.00	104,723,205.50	5,144,094,545.37
JULY 2009	3,753,187,813.90	167,009,741.20	1,069,616,127.00	213,591,331.38	5,203,405,013.48
AUGUST 2009	3,585,447,358.20	163,693,885.58	1,069,616,127.00	88,096,263.78	4,759,853,634.56
ADDITIONAL PAYMENTS	208,229,537.63				208,229,537.63
SUB TOTAL 3	30,348,471,765.91	1,258,708,098.94	8,473,883,845.28	3,068,617,882.57	42,149,681,592.70
	74,188,022,647.24	5,603,258,395.08	20,410,224,196.45	7,813,490,706.18	108,015,195,944.95
NOV – DEC 2007 – MDAS				9,664,238,505.80	9,664,238,505.80
JAN– DEC 2008 – MDAS				4,959,069,187.49	4,959,061,187.49
JAN – AUG 2009 – MDAS				22,889,789,689.01	22,889,789,689.01
	74,188,022,647.24	5,603,258,395.08	20,410,224,196.45	45,328,788,088.48	145,530,293,327.25

SUMMARY OF RECURRENT REVENUE (2007 - AUGUST, 2009)

MONTH	FAAC	IGR	OTHER REVENUE	TOTAL
NOV.' 07	13,287,897,008.92	2,690,658,891.87	1,705,256.11	15,980,261,156.90
DEC., 07	16,579,704,012.66	2,386,867,387.70	2,776,077.01	18,969,347,477.37
TOTALS	29,867,601,021.58	5,077,526,279.57	4,481,333.12	34,949,608,634.27
JAN.'08	14,196,063,697.98	2,860,130,342.50	34,897,821.24	17,091,091,861.72
FEB. '08	12,664,441,029.03	2,053,977,480.30	4,803,481.19	14,723,221,990.52
MAR '08	26,159,996,600.83	2,646,373,104.41	7,397,364.05	28,813,767,069.29
APR '08	20,526,319,273.31	3,547,361,002.91	5,442,003.21	24,079,122,279.43
MAY '08	38,768,336,524.65	2,594,555,579.79	34,346,491.77	41,397,238,596.21

Summary of Recurrent Revenue (cont.)

MONTH	FAAC	IGR	OTHER REVENUE	TOTAL
JUN '08	18,366,356,785.26	2,367,171,500.00	19,516,634.82	103,753,245,218.21
JUL '08	19,246,449,010.56	2,079,456,085.00	37,445,700.91	22,363,351,699.49
AUG '08	18,760,177,826.82	3,204,998,692.50	150,525,547.03	23,115,702,066.18
SEP '08	19,830,035,071.75	2,518,840,467.15	11,988,381.84	22,360,863,920.74
OCT '08	20,422,276,390.33	2,714,664,073.92	103,788,381.84	23,240,729,240.12
NOV '08	19,842,333,406.33	2,958,152,603.24	1,950,091,109.45	24,750,577,119.02
DEC '08	19,487,544,443.45	2,318,112,061.27	9,294,560.72	21,814,951,065.44
TOTALS	333,270,530,060.30	31,863,794,193.97	2,369,537,872.10	367,503,862,126.37
JAN '09	20,692,145,339.66	4,038,779,469.14	1,386,983,045.26	26,117,907,854.06
FEB '09	11,224,143,240.41	1,827,471,614.31	519,585,799.68	13,571,200,654.40
MAR '09	39,062,235,171.58	3,361,062,213.33	158,048,700.78	42,581,346,085.69
APR '09	7,410,205,322.05	3,846,457,456.75	2,036,572.87	11,258,699,351.67
MAY '09	10,234,636,563.90	3,786,216,785.08	139,194,017.89	14,160,047,366.87
JUN '09	10,335,748,134.23	2,452,651,940.42	1,276,934,356.29	14,065,334,430.94
JUL '09	9,539,439,686.99	2,773,399,360.74	103,289,446.74	12,416,128,494.47
AUG '09	30,426,478,848.92	2,366,041,418.47	7,585,437.76	32,800,105,705.15
TOTALS	138,925,032,308.24	24,452,080,258.24	3,593,657,376.77	
Paris Club Refund April '09				569,872,655.58
GRAND TOTAL	502,063,163,390.12	61,393,400,731.78	5,967,676,581.99	167,540,642,598.83
Paris Club Refund (Dec. '07)				569,994,113,359.47
				USD 63,793,867.68

CAPITAL EXPENDITURE (RELEASES TO MDAs)

S/N	MINISTRY/MDA	NOV.'07- DEC.'08	NOV.'08 - AUG.'09	TOTAL
1	OFFICE OF THE SSG	14,723,018,285.99	4,817,363,208.12	19,540,381,494.11
2	MINISTRY OF LANDS, HOUSING AND URBAN	6,933,216,611.40	1,508,572,523.46	8,441,789,134.86
3	OFFICE OF THE HOS	1,608,127,318.00	71,958,104.78	1,680,085,422.78
4	MINISTRY OF HEALTH	14,844,276,006.52	7,268,053,015.08	22,712,329,021.60
5	MINISTRY OF POWER	16,049,122,152.00	6,019,102,319.58	22,068,124,471.58
6	R/S HOUSE OF ASSEMBLY	1,954,740,000.00		1,954,740,000.00
7	MINISTRY OF WATER RESOURCES	417,111,404.02	265,370,000.00	682,481,404.02
8	SPECIAL PROJECTS BUREAU	5,442,157,072.53	9,661,572,783.60	15,103,729,856.13
9	MINISTRY OF EDUCATION	26,419,175,778.00	9,077,980,536.91	35,497,156,314.91
10	R/S ENVIRON. SANITATION AUTHORITY	1,656,400,000.00		1,656,400,000.00
11	CIVIL SERVICE COMMISSION	28,200,000.00	3,000,000.00	31,200,000.00
12	MIN. OF LOCAL GOVT. AFFAIRS	233,085,277.00		233,085,277.00
13	MINISTRY OF WORKS	88,073,077,050.13	45,719,051,701.27	133,792,128,751.40
14	GOVERNMENT HOUSE	20,558,038,879.46	3,305,361,197.41	23,863,400,076.87
15	MINISTRY OF JUSTICE	2,520,207,164.88	1,760,389,748.00	4,280,596,912.88
16	RIVERS CCU	256,175,920.70		256,175,920.70
17	CHIEF OF STAFF (GOVT HOUSE)	3,224,615,875.00		3,224,615,875.00
18	MINISTRY OF ENERGY	248,352,857.00	79,728,000.00	328,080,857.00
19	MINISTRY OF WOMEN AFFAIRS	725,654,560.00		725,654,560.00
20	MINISTRY OF TRANSPORT	728,629,930.00	2,574,625,799.14	3,303,255,729.14
21	SA - INVESTMENT	2,897,769,685.00	8,000,000.00	2,905,769,685.00

S/N	MINISTRY/MDA	NOV.'07- DEC.'08	NOV.'08 - AUG.'09	TOTAL
		5,450,000.00		5,450,000.00
22	SA- ADMINISTRATION			706,557,870.00
23	MINISTRY OF AGRICULTURE	706,557,870.00		3,609,176,847.69
24	MINISTRY OF ENVIRONMENT	3,426,768,448.00	182,408,399.69	82,558,000.00
25	MIN. OF SOCIAL WELFARE AND REHAB.	82,558,000.00		154,806,674.00
26		154,806,674.00		533,898,082.00
27	URBAN BEAUTIFICATION & PARKS	523,295,987.00	10,602,095.00	1,038,284,850.00
28	MIN. OF INFORMATION	670,784,850.00	367,500,000.00	407,179,294.00
29	MIN. OF COMM & IND	407,179,294.00		1,745,318,000.00
30		1,745,318,000.00		4,037,456,209.80
31	MIN OF FINANCE	3,976,824,303.00	60,631,906.80	1,072,436,842.00
32	MIN. OF CULTURE & TOURISM	1,072,436,842.00		904,956,748.31
33	DEPUTY GOV. OFFICE	705,688,139.00	199,268,609.31	158,260,615.00
34	MIN. OF BUDGET & ECON. PLANNING	158,260,615.00		2,007,384,568.00
35	MIN. OF SPORTS	1,668,323,155.00	339,061,413.00	7,497,000.00
36	SA- MILL. DEV. GOALS	7,497,000.00		2,500,000,000.00
37	SA-R/S MICRO FINANCE	2,500,000,000.00		15,216,436,505.00
38	R/S SUSTAINABLE DEV. AGENCY	11,216,436,505.00	4,000,000,000.00	406,152,253.00
39	MIN. OF EMPLOYMENT AND EMPOWERMENT	386,152,253.00	20,000,000.00	1,290,838,907.78
40	MIN. OF SPECIAL DUTIES	296,061,206.00	994,777,701.78	1,370,000,000.00
41	R/S SCHOLARSHIP BOARD	1,370,000,000.00		2,510,000.00
42	SA- WASTE MANAGEMENT	2,510,000.00		1,178,655,500.00
43	R/S CHRISTIAN PILGRIMS WELFARE	1,178,655,500.00		1,178,655,500.00

STEWARDSHIP

S/N	MINISTRY/MDA	NOV.'07- DEC.'08	NOV.'08 – AUG.'09	TOTAL
44	R/S JUDICIARY	9,267,915,050.00	999,000,000.00	10,266,915,050.00
45	R/S INDEPENDENT ELECT, COMMISSION	250,000,000.00	105,500,000.00	355,500,000.00
46	MIN. OF YOUTH DEV.	64,292,200.00		64,292,200.00
47	GREATER PH CITY DEV. AUTHORITY		4,750,000,000.00	4,750,000,000.00
48	BUREAU ON PUBLIC PROCUREMENT		400,000,000.00	400,000,000.00
49	SA- AQUA CULTURE		2,000,000.00	2,000,000.00
50	SA- PARASTATALS		3,325,000.00	3,325,000.00
51	R/S TASK FORCE ON ROAD MAINTENANCE		1,500,000,000.00	1,500,000.00
52	SA- SKILL ACQUISITION		140,000,000.00	140,000,000.00
53	SA- WATERFRONT DEV.		6,000,000.00	6,000,000.00
54	LOCAL SERVICE COMM.		4,500,000.00	4,500,000.00
TOTALS		251,402,925,718.63	106,824,604,062.93	358,227,529,781.56

SUMMARY OF EXPENDITURE


RECURRENT EXPENDITURE

N145,530,293,327.97

CAPITAL EXPENDITURE

N358,227,529,781.56

N503,757,823,109.53





RIVERS STATE, NIGERIA

Rivers of possibilities

ID Image Diary

of

RT. HON. CHIBUIKE ROTIMI AMAECHI, CON

NIGERIA GOVERNORS' FORUM
LIBRARY



RIVERS STATE, NIGERIA
Rivers of possibilities



RT. HON. CHIBUIKE ROTIMI AMAECHI, CON
GOVERNOR, RIVERS STATE



ENGR. TELE IKURU, FNSE
DEPUTY GOVERNOR, RIVERS STATE



RIVERS STATE, NIGERIA
Rivers of possibilities

OUR BRAND MESSAGE

Come to an unexpected place, a place where untapped potential thrives, with a welcoming culture that's fresh and dynamic. It's a place where you will be inspired to be a part of something big, with one vision – to make tomorrow's dreams, today reality. Change today.

OUR BRAND IDENTITY

Our new identity is a multiple definition of our vibrant state. A symbol of hope, potentials and a promise of a new day, a new way – today. The various icons creating the logo symbolize the components or elements that make up the uniqueness and richness of the people of the land. It is not one thing but many, it is not limited but defined by limitless potentials. Being a State that is not only defined by tourism, the State is represented by elements that make it successful – such as business, community, trade, resources and people.

OUR MISSION

Our mission is to serve our people with humility and render transparent and accountable stewardship anchored on integrity and good governance. We shall use our God given resources to improve the quality of life of our present and future generations, and empower our people in a peaceful, just and harmonious under God.

**-Rt. Hon. Chibuike Rotimi Amaechi, CON
Governor, Rivers State**

FOREWARD

For Governor Chibuike Rotimi Amaechi, governance is about change. Real and evident change that touches every sector, age group and gender. When he took over the reins of leadership in October 2007, the challenges were daunting but not insurmountable. What it required was vision, courage and the will to dare. The Chibuike Amaechi administration clearly had its work cut out. All that remained was for someone to show the necessary political will and become the catalyst to ignite change.

This image diary showcases the progress that is possible when a leader dreams and acts. Change births new possibilities; possibilities inspire and inspiration is the fuel for advancement.

In Rivers state, change is here to stay and there are new opportunities waiting to be explored. For Governor Amaechi this new Rivers State is an exciting one brimming with numerous possibilities.

As you journey through the pages of this image diary, imagine a future rising from the present transformation of a fast disappearing inelegant past.

Welcome to our **Rivers of possibilities.**

IBIM SEMENITARI


HON COMMISSIONER OF INFORMATION AND COMMUNICATIONS

FEBRUARY 2014

Roads

...the road map to change we can see

FOR HARBOUR AT NIGHT




...the road map to change we can see



Monorial Under Construction



Rivers Monorail




A section of the Elomo junction/Elyover Complete

Agip flyover under Construction



... the new Agip junction/ flyover



During Construction





...the road map to change we can see


Chief G. U. Ake/Elioizu Road





 **PROJECT: ADA GEORGE ROAD DUALIZATION PHASE 1 & 2.**



CLIENT: RIVERS STATE MINISTRY OF WORKS
CONTRACTOR:  CONSTRUCTION GENERALE NIGERIA LIMITED

...the road map to change we can see

The new Obiri-Ikwerre East/West Road Flyover/Interchange Under Construction



...the road map to change we can see









Completed Rumuola Road at Night




OGINIGBA-SLAUGHTER ROAD

•DayTime•



...the road map to change we can see

Stadium Road At Night



...the road map to change we can see

Okrika Ring Road During Construction



Okrika Ring Road After Construction





...the new
NKPOGU ROAD
under Construction



Opobo/Nkor




Land

Reclamation





The New Games city




level of completion as at 2011












Sports Field 2



the road map to change we can see



...the road map to change we can see





Trans-Amadi Gas Turbine/Power plant



the road map to change we can see



Newly installed Power Sub-Stations





the roadmap to change we can see

Schools







Gov. Chibuike Rotimi Amaechi

a loving father at home and outside

.....the new face of education



**Every Child
Has a Right to
Quality Education**







The New State of Educational Infrastructure in Rivers State



Governor Amaechi Cares for The Rivers Child







Where we are now



...the road map to change we can see

State School I & II Ban Ogoi, Tai L.G.A







...the road map to change we can see





the road map to change we can see






Rivers Secondary School in the past





“Unfavourable Learning Environment

SCIENCE LABORATORY BLOCK






Dilapidated secondary School structures



...the road map to change we can see



Staff room in the past



**Morning Assembly
In Ambassador Nne-Furo
Kurubo Model Secondary School**




...the road map to change we can see



...the road map to change we can see






...the road map to change we can see



Secondary Education Rebranded



...the road map to change we can see

Image Diary

THE ULTRA MODERN MAXILO FACIAL HOSPITAL




...the road map to change we can see



The New Primary Health Care Centre



...the road map to change we can see



and map to change we can see

PRIMARY HEALTH CENTER OGOLOMA



...the road map to change we can see



MINISTRY OF HEALTH
PRIMARY HEALTH CENTRE
OODUMA

...the road map to change we can see

Primary Health Care Centre, Churchill.





PRIMARY HEALTH CENTRE



...the road map to change we can see



...the road map to change we can see



NEW LIFE BROTHERHOOD OF GOD
PRIMARY HEALTH CENTRE
IPO



...the road map to change we can see

Ipo Health Centre



THE NEW KELSEY HARRISON HOSPITAL WITH STATE-OF- THE- ART EQUIPMENT

SECONDARY HEALTH CENTRE






MediLux600


...the road map to change we can



...the road map to change we can see



Gov. Amaechi Provides Security Gadgets for the Police



...the road map to change we can see



...the road map to change we can see



...the road map to change we can see



...the road map to change we can see







POLICE

POLICE



...the road map to change we can see

Agriculture In Rivers


“

Based on His Excellency's drive towards change, He invested massively in Agriculture knowing that Agriculture is one of the main stream of growth in the state's Economy. By so doing, He has been able to create employment and wealth for the youth and people of Rivers State ”







...the road map to change we can see



...the road map to change we can see



Waste Storage




...the road map to change we can see



the road map to change the world

Songhai Processing



Fishery



Buguma Fish Farm Project







Lifestyle



...the road map to change we can see





...the road map to change we can see




...the road map to change we can see

Image Diary

RIVERS & Lifestyles









A joy for all Rivers People At Christmas








non map to see















...the road map to change we can see




...the road map to change we can see



...the road map to change we can see








...the road map to change we can see





...the road map to change we can see






...the road map to change can see



...go we can see



AQUATIC FIES

...the road map to change we can see



...the road map to change we can see



GREATER PORT
CITY DEVELOPMENT



...the road map to change we can see



...the road man to change we can see





...the road map to change we can see





the road men



