

# UPDATE ON POLIO ERADICATION INITIATIVE IN NIGERIA



NDA COA

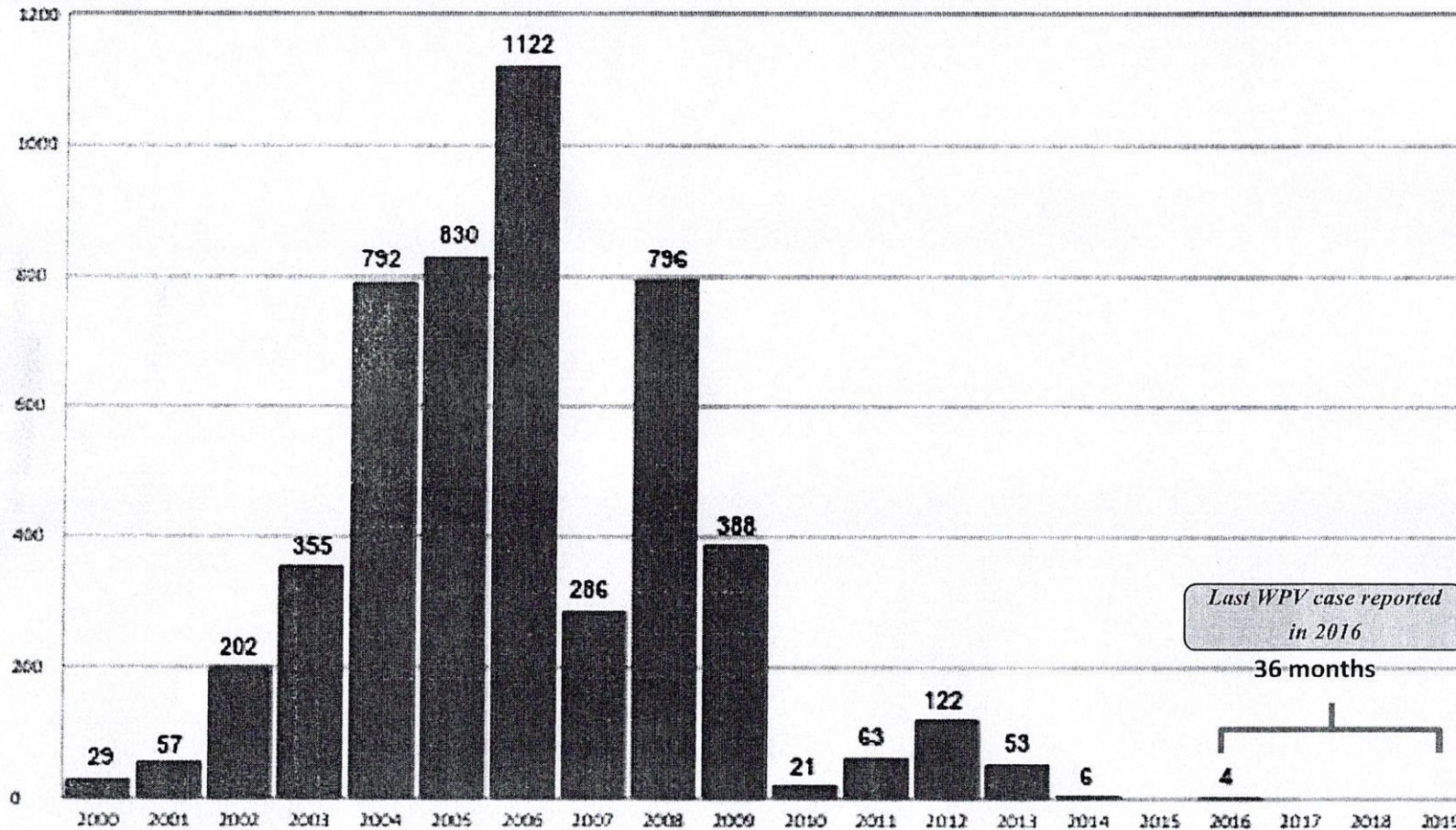


*Meeting of the 96<sup>th</sup> National Economic Council*  
*Thursday 22<sup>nd</sup> August, 2019*

## Presentation Outline

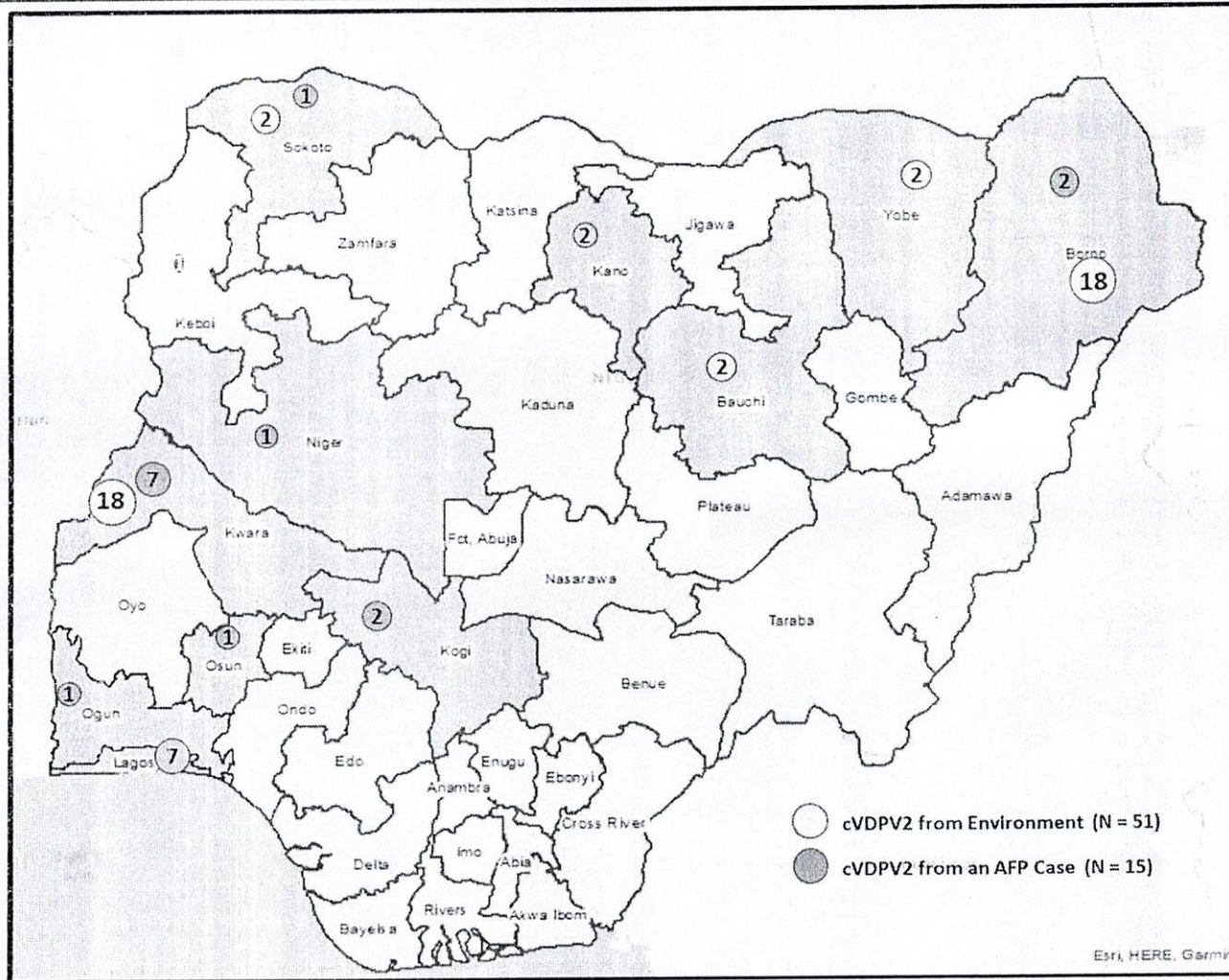
- Background
- What Has Been Done (2018 to date)
- LQAS Performance Trend Overtime (Jan 17 to July 19)
- Overview of Abuja Commitment Indicators
- Remaining Challenges
- Requests to NEC

# Nigeria is steadily progressing towards Certification



Yesterday, 21st August, 2019 marks exactly 3 years milestone without a case of Wild Polio Virus (WPV) in Nigeria

# However, there is still work to be done to sustain the current gains



State	AFP	ES	Total (AFP + ES)
Bauchi		2	2
Borno	2	18	20
Kano		2	2
Kogi	2		2
Kwara	7	18	25
Lagos		7	7
Niger	1		1
Ogun	1		1
Osun	1		1
Sokoto	1	2	3
Yobe		2	2
<b>Total</b>	<b>15</b>	<b>51</b>	<b>66</b>

## What is cVDPV2

- Circulating vaccine-derived poliovirus
- It's a product of Oral Polio Vaccine (OPV)
  - OPV is a live weakened virus that is administered orally
  - The virus replicates in the mucosal part of the intestines which causes the body to produce antibodies against the Polio virus hence protection from future infections
  - On rare occasions, in seriously under-immunized communities, an excreted vaccine-virus can continue to circulate for an extended period of time.
  - The longer it is allowed to survive, the more genetic changes it undergoes.
  - In rare instances, the vaccine-virus can genetically change into a form that can paralyse – this is what is known as a circulating vaccine-derived poliovirus (cVDPV)
- Nigeria switched from using tOPV to bOPV on 18 April 2016
  - Children born after this and have not received IPV are vulnerable to cVDPV2 paralysis (Outbreaks we are seeing today)

cVDPV2 only affects children with very low Population immunity arising from Poor

RI

## Presentation Outline

- Background
- What Has Been Done (2018 to date)**
- LQAS Performance Trend Overtime (Jan 17 to July 19)
- Overview of Abuja Commitment Indicators
- Remaining Challenges
- Requests to NEC

**Since the beginning of cVDPV2 Outbreaks in 2018, Nigeria has had 12 mOPV2 Responses**

OBR/Campaign	Dates	# States/ LGAs	children vaccinated	Type	% LGAs with ≥90% LQAS	Remark
1 <sup>st</sup> cVDPV2 OBR	10 – 13 May 2018	4/54	3.6 mln	mOPV2	84%	Bauchi, Gombe, Jigawa, Sokoto
2 <sup>nd</sup> cVDPV2 OBR	26 – 29 May 2018	4/54	3.6 mln	mOPV2	83%	
Immediate cVDPV2 OBR	28th Jul - 1st Aug 2018	1/7	0.4 mln	mOPV2	90%	Yobe
1 <sup>st</sup> cVDPV2 OBR	01 – 04 Sep 2018	7/92	6.4 mln	mOPV2	65%	Bauchi, Borno, Jigawa, Kano, Sokoto, Yobe, and Katsina
2 <sup>nd</sup> cVDPV2 OBR	06 – 09 Oct 2018	7/92	6.4 mln	mOPV2	81%	
Dec-18 OBR	08 – 12 Dec 2018	16/289	24.1 mln	mOPV2	81%	All states in Northern part Except Jigawa, Yobe, Kogi and Kwara
Intensified RI	07 - 12 June 2018	2/8	437,362	IPV		Gombe & Jigawa
Intensified RI	15- 20 July 2018	1/4	117,280	IPV+RI		Sokoto
fIPV + bOPV	03 – 13 Nov 2018	7/93	6.0 mln	fIPV + bOPV	56%	Borno, Jigawa, Katsina, Yobe, Sokoto, Bauchi, and Gombe

## Since the beginning of cVDPV2 Outbreaks in 2018, Nigeria has had 12 mOPV2 Responses

OBR/Campaign	Dates	# States/ LGAs	children vaccinated	Type	% LGAs with ≥90% LQAS	Remark
Jan-19 OBR	26-30 Jan 2019	19/299	24.7 mln	mOPV2	77%	All states in Northern part Except Jigawa, Yobe, Kogi (Kwara and Oyo partially)
Feb-19 OBR	09 -12 Feb 2019	2/10	0.49 mln	mOPV2	80%	Kwara 5 LGAs and Oyo 5 LGAs
Apr/May-19 OBR (Phase 1-3)	Phase 1: 13 – 16 Apr Phase 2: 27 -30 Apr Phase 3: 4 – 7 May	16/351	27.5 mln	mOPV2	88%	Phase 1: 6 states Phase 2: 4 states Phase 3: 6 states
May-19 OBR (SWZ)	18 – 21 May 2019	6/137	9.9 mln	mOPV2	64%	Lagos, Ogun, Ekiti, Ondo, Osun and Oyo
May- 19 OBR (Breakthrough States)	25 -28 May 2019	4/82	5.8 mln	mOPV2	82%	Borno, Kwara, Yobe, Niger and Kano (Tarauni)
June-19 OBR (SWZ)	15 – 18 June 2019	6/137	Pending	mOPV2	86%	Lagos, Ogun, Ekiti, Ondo, Ogun, Osun and Oyo
July-19 NIPDs (staggered)	30th July-till date	36/774	Pending	bOPV+fIPV	Pending	Nationwide bOPV & fIPV in selected LGAs
Intensified RI	30 July-till date	16/153	Ongoing	IPV	Pending	Bauchi, Borno, Kaduna, Kano, Katsina, Kebbi, Kwara, Lagos Niger, Ogun, Osun, Oyo, Sokoto, Yobe and Zamfara



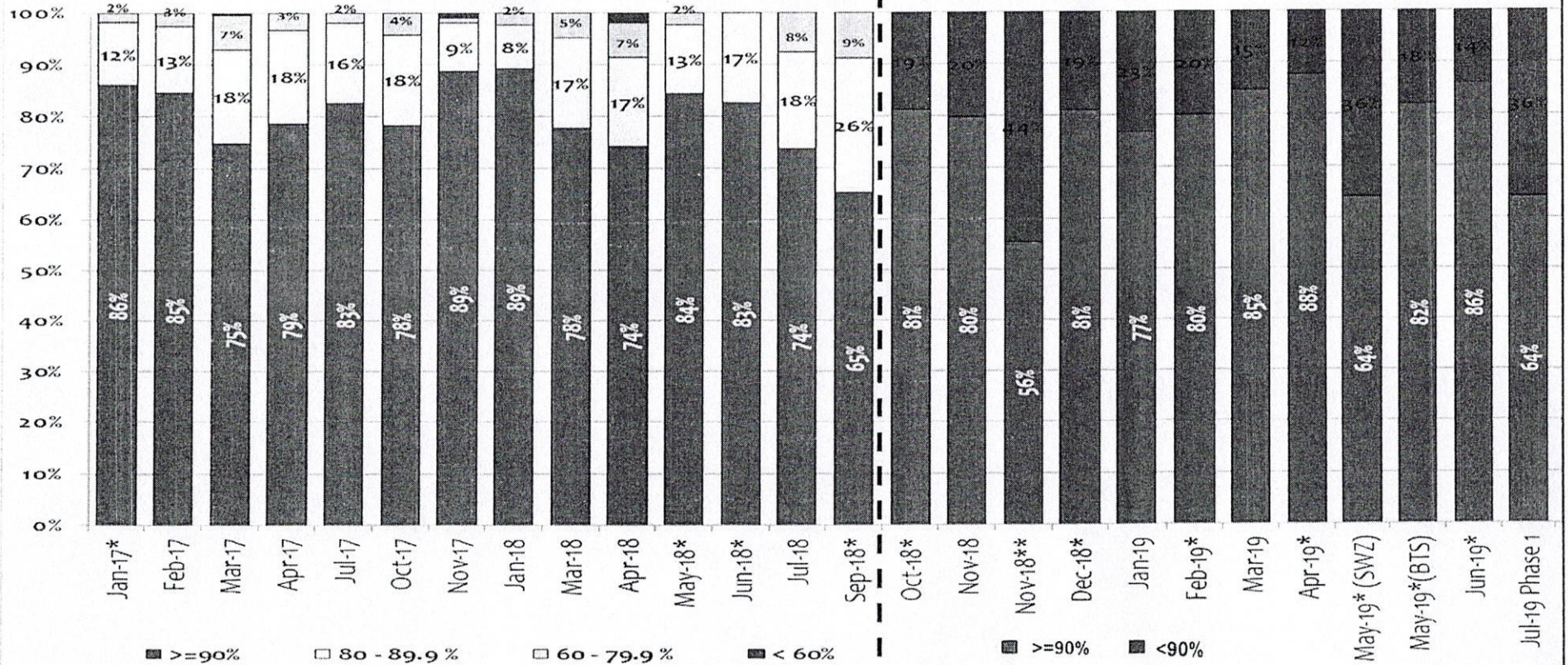
## Presentation Outline

- Background
- What Has Been Done (2018 to date)
- LQAS Performance Trend Overtime (Jan 17 to July 19)**
- Overview of Abuja Commitment Indicators
- Remaining Challenges
- Requests to NEC

# Trend of LQAS Result by Round January-17 to July-19

# LGAs  
Surveyed

294	239	346	329	270	262	106	215	63	428	45	52	368	92	91	208	90	217	237	10	112	252	64	50	64	150
-----	-----	-----	-----	-----	-----	-----	-----	----	-----	----	----	-----	----	----	-----	----	-----	-----	----	-----	-----	----	----	----	-----




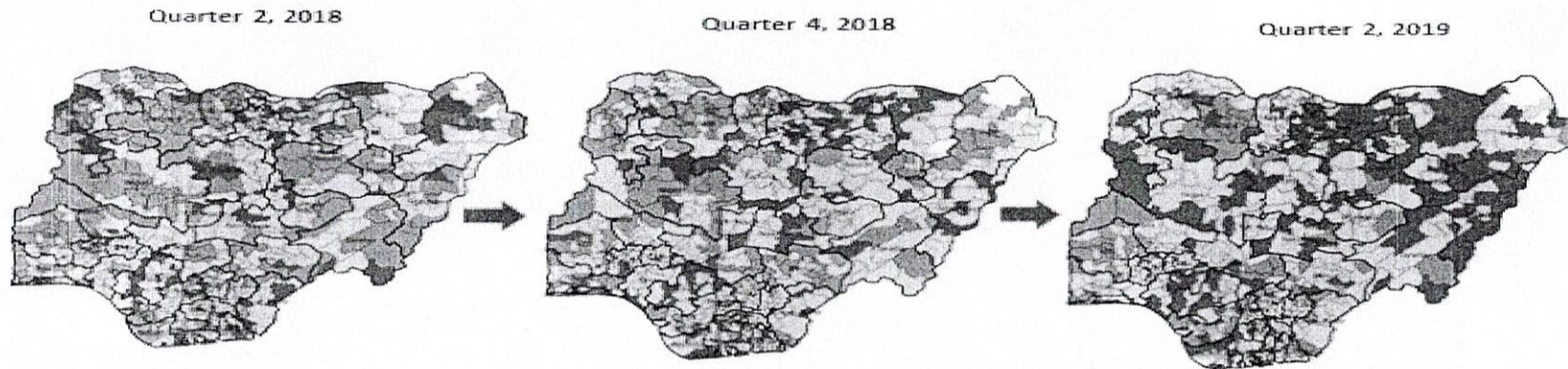




Fig 1: Maps showing improvement in the quality of RI performance from quarter 2 in 2018 to quarter 2 of 2019




**Note:** PAPA LQAS results showing the improvement in RI as evidenced by increasing numbers of LGAs in green and decreasing numbers of LGAs in yellow and red.

**Legend:**

Colour Code	Description
Green	At least 52 out of the 60 children sampled in the LGA were appropriately immunized. The color green stands for an accepted lot for the LGA
Yellow	Only 28 to 51 out of 60 children sampled in the LGA were appropriately immunized. This is a failed lot
Orange	Only 4 to 27 out of 60 children sampled in the LGA were appropriately immunized. This is a failed lot
Red	Only 0 to 3 out of 60 children sampled in the LGA were appropriately immunized. This is a failed lot
White	No data due to security concerns



Fig. 2: Chart showing improvement in the quality of RI performance from quarter 2 in 2018 to quarter 2 of 2019



Legend:

Number of children immunized

- At least 52 out of 60
- 28 - 51 out of 60
- 4 - 27 out of 60
- 0 - 3 out of 60

## Presentation Outline

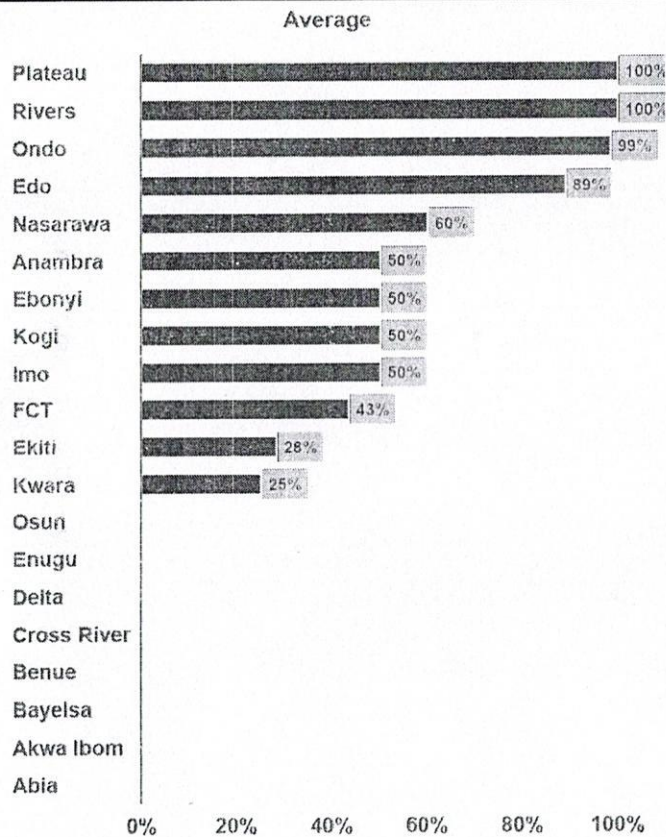
- Background
- What Has Been Done (2018 to date)
- LQAS Performance Trend Overtime (Jan 17 to July 19)
- Overview of Abuja Commitment Indicators**
- Remaining Challenges
- Requests to NEC

## Abuja Commitments

- On 2<sup>nd</sup> February 2009, the first Abuja Commitments was signed by Governors' Forum with support from BMGF.
- The Governors' commitments were reaffirmed by the Governors on 25<sup>th</sup> September 2011
- On 20th January 2016, the revised Abuja Commitments signed
  - Chairman of NGF signed the commitments on behalf of the 36 Governors
- ① Governors committed themselves to actions aimed at ensuring
  - a polio-free Nigeria,
  - strengthening routine immunization and
  - improving Primary Health Care.
- Implementation of Abuja Commitment indicators is being monitored every quarter.

# Trend on Timely Release of Counterpart Fund by LGAs (3 Days to Campaign)

Trend of % of LGAs that received Counterpart Funds in states that participated in Phase 1, July 2019 NIPDs (as at three days to campaign)



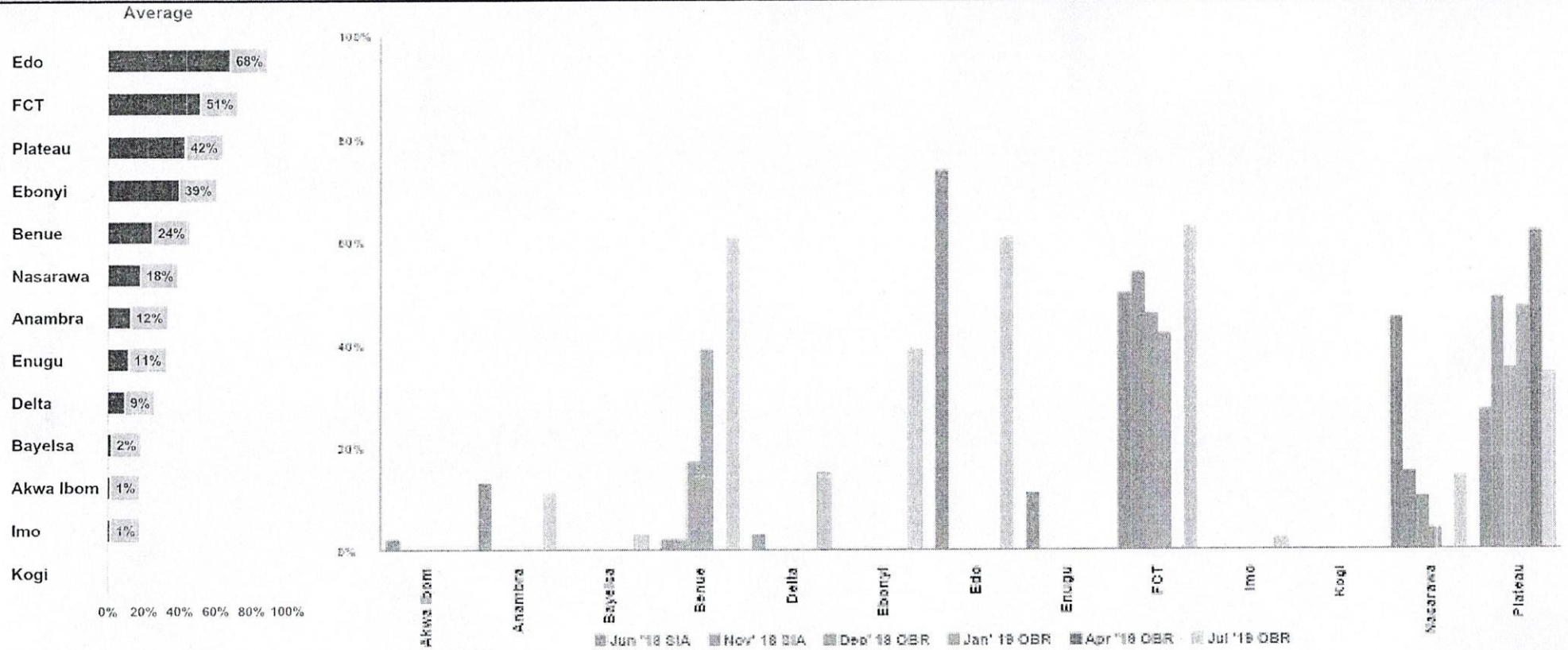
State	Jul' 18 SIA	Nov' 18 SIA	Dec' 18 OBR	Jan' 19 OBR	May' 19 OBR	Jun' 19 SIA	Jul' 19 OBR*
Abia	0%				N/A	N/A	0%
Akwa Ibom	0%				N/A	N/A	0%
Anambra	0%				N/A	N/A	100%
Bayelsa	0%				N/A	N/A	0%
Benue	0%			0%	N/A	N/A	0%
Cross River	0%				N/A	N/A	0%
Delta	0%				N/A	N/A	0%
Ebonyi	0%				N/A	N/A	100%
Edo	89%				N/A	N/A	89%
Ekiti	13%				0%	0%	100%
Enugu	0%				N/A	N/A	0%
FCT	83%	50%	0%	17%	N/A	N/A	67%
Imo	0%				N/A	N/A	100%
Kogi	0%				N/A	N/A	100%
Kwara*	0%			0%	0%	N/A	100%
Nasarawa	0%	100%	0%	100%	N/A	N/A	100%
Ondo	100%				100%	94%	100%
Osun	0%				0%	0%	0%
Plateau	100%				N/A	N/A	100%
Rivers	100%				N/A	N/A	100%

\*Kwara: July 2019 - mOPV2 OBR



# Trend of Evening Review Meeting Chaired by LGA Chairmen, July NIPDs

Trend of % of LGA Evening Review Meetings chaired by LGA Chairmen in states that participated in Phase 1, July 2019 NIPDs



## Presentation Outline

- Background
- What Has Been Done (2018 to date)
- LQAS Performance Trend Overtime (Jan 17 to July 19)
- Overview of Abuja Commitment Indicators
- Remaining Challenges**
- Requests to NEC

## Challenges

- Insecurity remains the main challenge limiting access to eligible children for vaccination and surveillance, especially in Borno
  - Emerging insecurity across the country limiting vaccination reach (Armed robbery, Kidnapping and Communal clashes).
  
- Non- release of counterpart funds for purchase of pluses for IPDs and supportive supervision, resulting in inadequate programme oversight & ownership.

## Presentation Outline

- Background
- What Has Being Done (2018 to date)
- LQAS Performance Trend Overtime (Jan 17 to July 19)
- Overview of Abuja Commitment Indicators
- Remaining Challenges
- Requests to NEC

## Requests to NEC

✓ Quarterly PTFoI meeting ✓

- Sustainability and political oversight by the political class
- Establishment and re-activation of state taskforce on immunization

✓ Quarterly release of appropriated funds for Routine Immunization and other PHC activities

- Timely release of funds by the states & LGAs for campaigns

THANK  
YOU

10/10/00

Handwritten notes in the left margin, including a circled section and several lines of text.

Handwritten notes in the top margin, including the words "Thank you" and other illegible text.

Handwritten note at the bottom left, possibly "Thank you".