



# **NIMC – FIRS/JTB Collaboration**




# NIMC IN BRIEF



**1** Deploy a credible National Identity Management System and infrastructure for Nigeria that is secure, reliable, widely accessible, and can uniquely enroll and identify citizens and legal residents




**2** Issue Unique National Identification Numbers to qualified citizens and legal residents

National Identity Management System		
Federal Republic of Nigeria		
National Identity Number (NIN)		
Personal Number	CLN00123456789	Address
MR	ABDULRAHMAN	234 901 234 56789
Registration Date	15/05/13	Gender
		Male
Note: For location to use for the system, please refer to the NIN card.		
 NIN Card	 NIN Card	National Identity Management Commission Plot 1, Maitama District, Abuja, FCT, Nigeria

**3** Introduce a General Multi-Purpose Card



**4** Deploy a trusted individual Identity Authentication and Verification Infrastructure



**5** Harmonize and Integrate various Identity Databases in Government Agencies into one Centralized Database to be hosted by NIMC.



# ENROLMENT PERFORMANCE STATISTICS AS 14<sup>th</sup> AUGUST



STATE	YEARLY ENROLMENTS						TOTAL
	2012	2013	2014	2015	2016	2017	
FCT Abuja-BVN	0	0	0	960	3698721	1266843	4966524
FCT Abuja	31708	150249	313057	211655	257118	130708	1094495
Lagos	15342	62576	316985	197722	219118	128892	940635
Kaduna	498	25781	228214	119934	184568	144427	703422
Kano	742	28210	109870	69285	193451	215897	617455
Anambra	0	24093	227075	118446	146010	79391	595015
Oyo	853	47011	179668	141946	125418	74959	569855
Delta	0	31633	136533	83892	190014	98594	540666
Ogun	682	35459	157371	97691	114901	62913	469017
Osun	190	44997	101930	105880	120583	78807	452387
Adamawa	1099	37403	87695	36166	99465	149844	411672
Rivers	996	33579	97043	65614	110632	88366	396230
Gombe	0	6575	81645	43309	133721	126689	391939
Plateau	0	18010	91614	56483	138830	80676	385613
Edo	0	34269	108899	69548	92761	67729	373206
Ondo	166	35612	66585	27110	94845	146708	371026
Kogi	0	26758	96009	33766	63480	138119	358132
Kwara	1173	53781	98288	47947	73888	67791	342868
Sokoto	0	29440	76695	53983	100125	71912	332155
Zamfara	526	20202	98619	68336	73667	61766	323116
Bauchi	662	28616	56526	36276	109323	83558	314961
Niger	0	25018	85271	48517	73400	80344	312550
Akwa-Ibom	653	33314	52998	37875	98015	86058	308913
Kebbi	475	33123	50396	34611	100528	88550	307683
Imo	0	20700	110901	38882	86322	50093	306898
Taraba	401	27607	77355	32246	79582	71761	288952
Benue	0	27187	63083	42684	63999	77894	274847
Ekiti	189	36003	59393	33267	44482	92717	266051
Enugu	328	29245	72982	37913	67602	54222	262292
Nasarawa	0	33147	76354	46081	47246	40902	243730
Katsina	286	20155	70368	33315	67041	50091	241256
Cross-River	174	28835	86987	27862	41740	47376	232974
Jigawa	0	2416	73697	27678	73761	43209	220761
Abia	127	17384	83022	31414	51704	33250	216901
Ebonyi	571	17875	75040	20505	47805	43069	204865
Bayelsa	0	20918	65282	24375	32862	35508	178945
Yobe	0	0	0	0	60197	72460	132657
Borno	0	0	0	0	61035	46871	107906
<b>TOTAL</b>	<b>57841</b>	<b>1147181</b>	<b>3833450</b>	<b>2203174</b>	<b>7437960</b>	<b>4378964</b>	<b>19058570</b>

# ENROLMENT PERFORMANCE STATISTICS AS 14<sup>th</sup> AUGUST



STATE	EDUCATIONAL LEVEL ATTAINED						EMPLOYEMENT STATUS				
	PRIMARY	SECONDARY	TERTIARY	POSTGRADUATE	CERTIFICATE	NONE	UNEMPLOYED	EMPLOYED	PENSIONER	SELFEMPLOYED	TOTAL
FCT Abuja-BVN	0	0	2	0	0	4966521	0	961	0	4965562	4965524
FCT Abuja	102656	440950	408206	72384	8631	58802	307935	559303	10172	213731	1094495
Lagos	63263	394229	361498	50269	56655	11684	206877	535416	24703	168673	940635
Kaduna	80899	253456	249409	20257	9955	87268	368155	203643	13685	114470	703422
Kano	103469	231097	159536	13852	6696	100046	255472	176267	6976	173453	617455
Anambra	114148	307109	114731	12199	25517	19917	180452	249745	10798	151533	595015
Oyo	67944	199530	232212	21479	16197	30935	150249	247520	18202	142248	569855
Delta	59657	234455	210837	16100	4436	13731	188669	200432	10604	137450	540666
Ogun	57256	183642	183303	15403	7269	21103	113632	238395	12721	101988	469017
Osun	48901	151241	201559	13845	2824	33356	158581	178546	13138	100991	452387
Adamawa	45897	148317	105304	5165	4258	100594	240123	82407	5640	78976	411672
Rivers	25398	189605	140984	17740	15861	5740	134389	168789	6210	85419	396230
Gombe	51800	154203	73208	4181	7972	98445	213810	82377	5190	86273	391939
Plateau	69840	142434	115396	10017	5396	41582	159522	121704	8884	92904	385613
Edo	46391	164818	133791	12606	1176	13403	130138	159038	8967	72520	373206
Ondo	45329	161989	129128	11038	1551	20208	131739	111403	7948	115742	371026
Kogi	40452	140985	127864	8182	1035	38381	151672	111232	6803	83467	358132
Kwara	28080	91445	177243	14148	2414	28167	139202	127193	7248	65381	342868
Sokoto	30661	86936	76233	4849	12545	117025	153455	96542	1866	74799	332155
Zamfara	32544	96146	66031	5047	2972	117432	176158	58756	2074	74901	323116
Bauchi	41754	109566	89941	4005	6919	62338	156346	89410	4953	63199	314961
Niger	24890	108560	115901	6448	4074	51998	156157	89793	3986	61000	312550
Akwa-Ibom	45641	142623	67813	9332	36937	5827	110683	95830	8801	92734	308913
Kebbi	26821	79186	69212	3091	1829	125638	204954	52177	3228	44123	307683
Imo	36001	150593	100703	9965	3797	5233	122745	105199	10182	67519	306898
Taraba	31368	104877	83162	3814	2296	62229	200611	51837	2735	31685	288952
Benue	20776	93887	133726	10337	3491	11928	145564	81678	5252	41543	274847
Ekiti	32134	79606	111037	6979	4626	30881	95163	89161	7039	71676	266051
Enugu	28608	113129	97140	10941	7036	3992	108148	106510	7096	37863	262292
Nasarawa	26736	94064	79596	6102	2511	33822	123204	81891	2644	33811	243730
Katsina	22495	73639	81872	5255	6577	50804	114568	72279	2945	49290	241256
Cross-River	24932	105023	74745	10913	5688	4837	93720	98184	5492	27590	232974
Jigawa	33965	56876	61822	3768	2788	59298	130159	52878	2350	31027	220761
Abia	16195	87105	98163	8099	5250	1071	80009	91676	5045	38477	216901
Ebonyi	32103	98333	56721	4842	402	11895	112631	61020	2636	27052	204865
Bayelsa	17414	94284	54169	6352	1622	4445	68048	78315	2613	28832	178945
Yobe	9808	26868	37115	2176	6351	50339	66411	29845	1462	34939	132657
Borno	8121	19795	35315	2940	1878	39857	35603	28358	1776	42169	107906
<b>TOTAL</b>	<b>1594347</b>	<b>5410601</b>	<b>4714628</b>	<b>444120</b>	<b>297432</b>	<b>6540772</b>	<b>5684954</b>	<b>5065710</b>	<b>262064</b>	<b>7925010</b>	<b>19058570</b>

# ENROLMENT PERFORMANCE STATISTICS AS 14<sup>th</sup> AUGUST



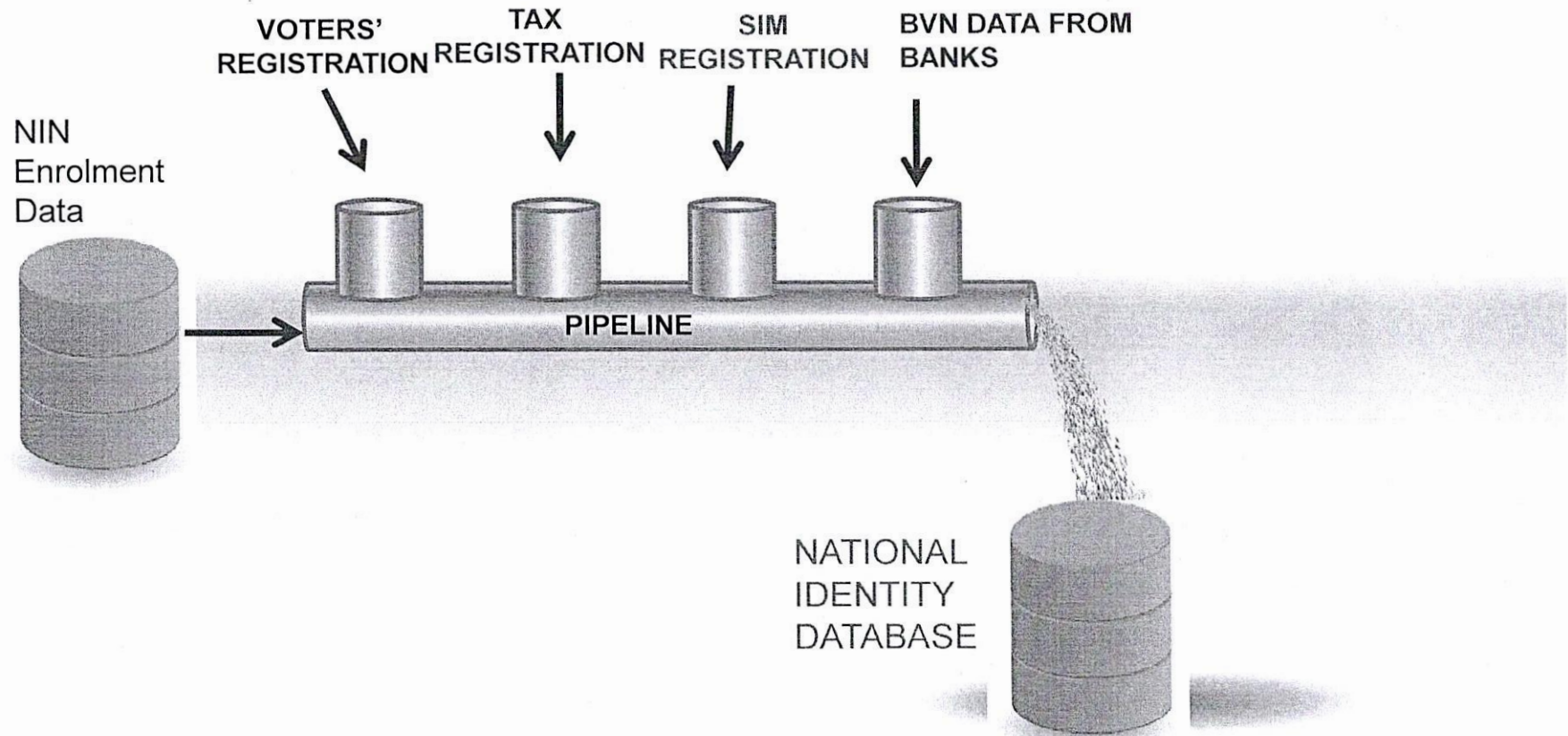
STATE	ENROLMENT TYPES				TOTAL
	ADULT	JUVENILE	FEMALE	MALE	
FCT Abuja-BVN	4966524	0	1841917	3124607	4966524
FCT Abuja	1078334	5992	393699	700796	1094495
Lagos	913267	213	392733	547902	940635
Kaduna	697456	3209	310913	392509	703422
Kano	612725	3366	165564	451891	617455
Anambra	590921	2767	310531	284484	595015
Oyo	562790	1046	259253	310602	569855
Delta	534140	3394	253541	287125	540666
Ogun	461763	1741	208345	260672	469017
Osun	449117	1753	221584	230803	452387
Adamawa	410809	275	154143	257529	411672
Rivers	393702	445	166001	230229	396230
Gombe	391042	109	155176	236763	391939
Plateau	383070	1261	184646	200967	385613
Edo	371065	83	166791	206415	373206
Ondo	367532	351	186654	184372	371026
Kogi	356216	1265	158467	199665	358132
Kwara	340163	599	144151	198717	342868
Sokoto	330394	1001	88666	243489	332155
Zamfara	317851	4843	122369	200747	323116
Bauchi	311501	2593	110181	204780	314961
Niger	310993	801	113650	198900	312550
Akwa-Ibom	307876	368	138692	170221	308913
Kebbi	307158	68	111982	195701	307683
Imo	306325	75	154523	152375	306898
Taraba	288261	227	107751	181201	288952
Benue	271378	2613	104709	170138	274847
Ekiti	263525	1131	140559	125492	266051
Enugu	260271	193	127441	134851	262292
Nasarawa	243246	229	96886	146844	243730
Katsina	240704	57	71282	169974	241256
Cross-River	232177	226	99127	133847	232974
Jigawa	219809	495	48860	171901	220761
Abia	215446	149	101484	115417	216901
Ebonyi	203689	596	90904	113961	204865
Bayelsa	176941	1417	75853	103092	178945
Yobe	132373	7	48510	84147	132657
Borno	107666	1	28350	79556	107906
<b>TOTAL</b>	<b>18928220</b>	<b>44959</b>	<b>7655888</b>	<b>11402682</b>	<b>19058570</b>

## AREAS OF COLLABORATION




- Co-Location (enrollment) and Data Sharing
- Inclusion of TIN in the National e-ID Card.
- Placement of FIRS/JTB Logo on the NIN Slip
- NIMC Verification & API Services
- Waiver on Unpaid Taxes

# FOCUS FOR NOW (ENROLMENT, HARMONISATION & INTEGRATION)



# CO-LOCATION OPTIONS



## Option 1

Provision of office space, power, connectivity, security, storage, equipment, manpower.

**Benefits:** Leveraging on agency's resource strength; Increase in internal revenue generation; Help in planning; Ownership of infrastructure, Increased data access; Empowerment of indigenes, Unique identification (NIN).

**Cost:- To be determined**




## Option 2

Provision of office space, power, connectivity, security, storage. NIMC provides equipment and manpower.

**Benefits:** Leveraging on each agency's resource strength; Increase in internal revenue generation; Help in Planning; Increased data access, Unique identification (NIN).

**Cost:- To be determined**



## Option 3

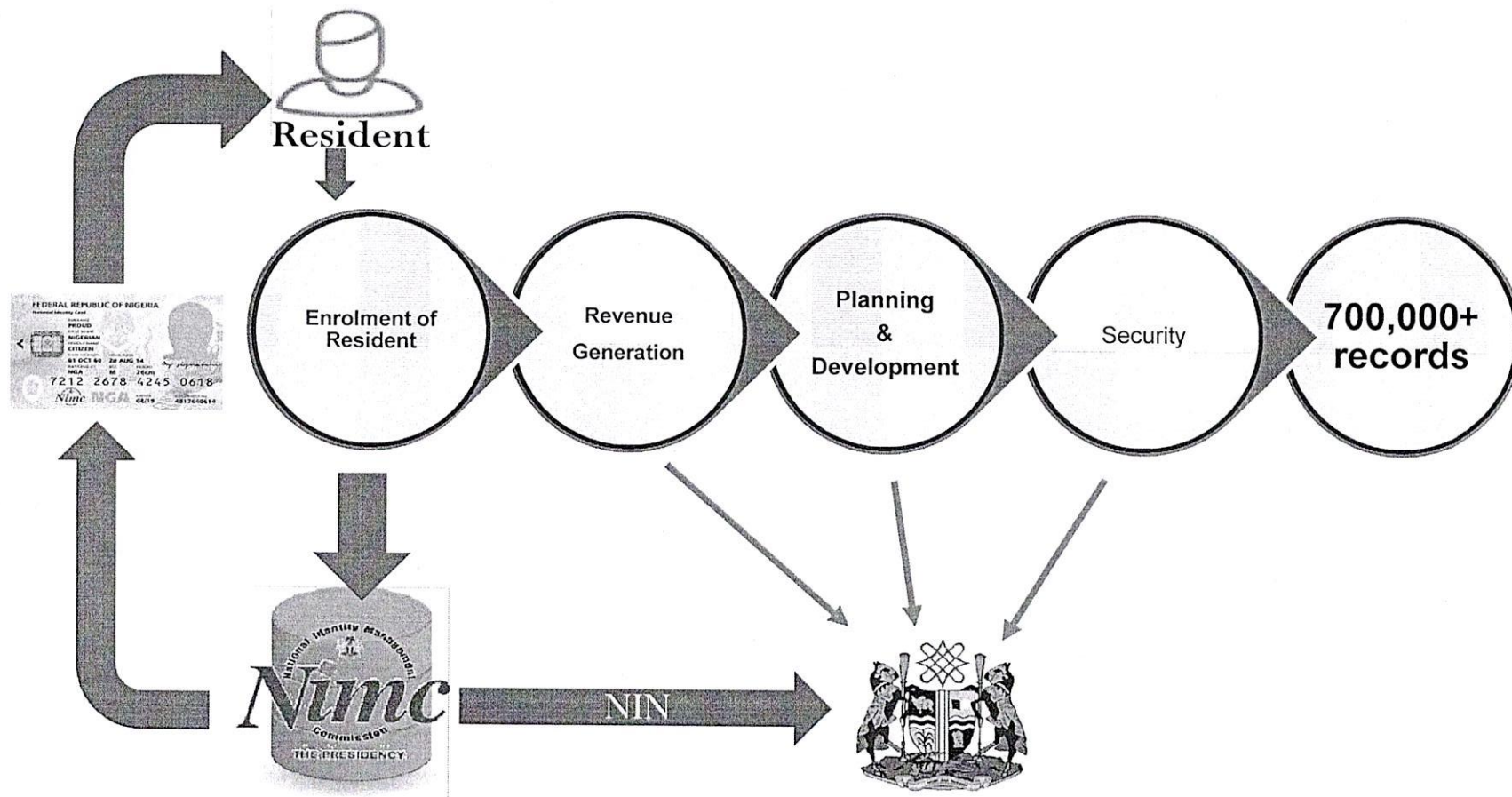
Provision of mobile buses, power, connectivity, security, storage. NIMC provides equipment and manpower.

**Benefits:** Leveraging on each agency's resource strength, Reach mobile and remote individuals, Increase in IGR; Help in planning; Increased data access, ability to reach remote areas, ability to enroll mobile artesian, unique identification (NIN).

**Cost:- To be determined**




# SUCCESS STORY (NIMC/KADUNA RESIDENCY COLLABORATION)



# FIRS-JTB LOGO ON NIN SLIP



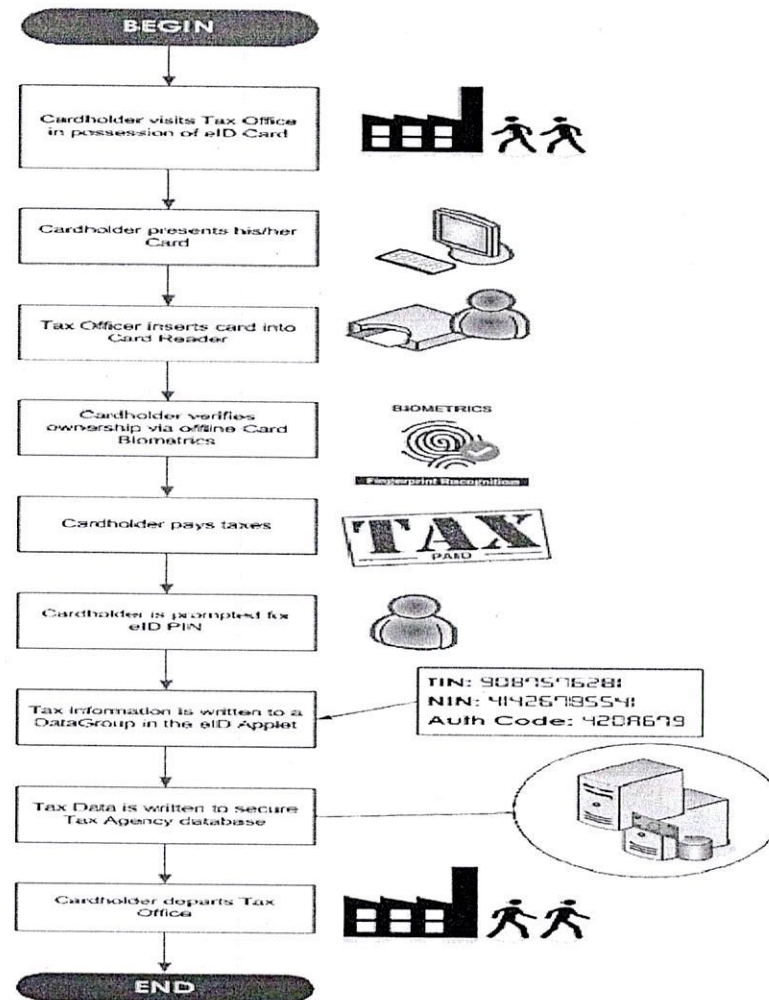

1. Printing of the FIRS and JTB Logos with the inscription “It pays to pay your tax” on the NIN Slip.
2. Benefit: Tax education and enlightenment.
3. Cost Requirement: To be determined



# INCLUSION OF TIN IN NATIONAL e-ID CARD

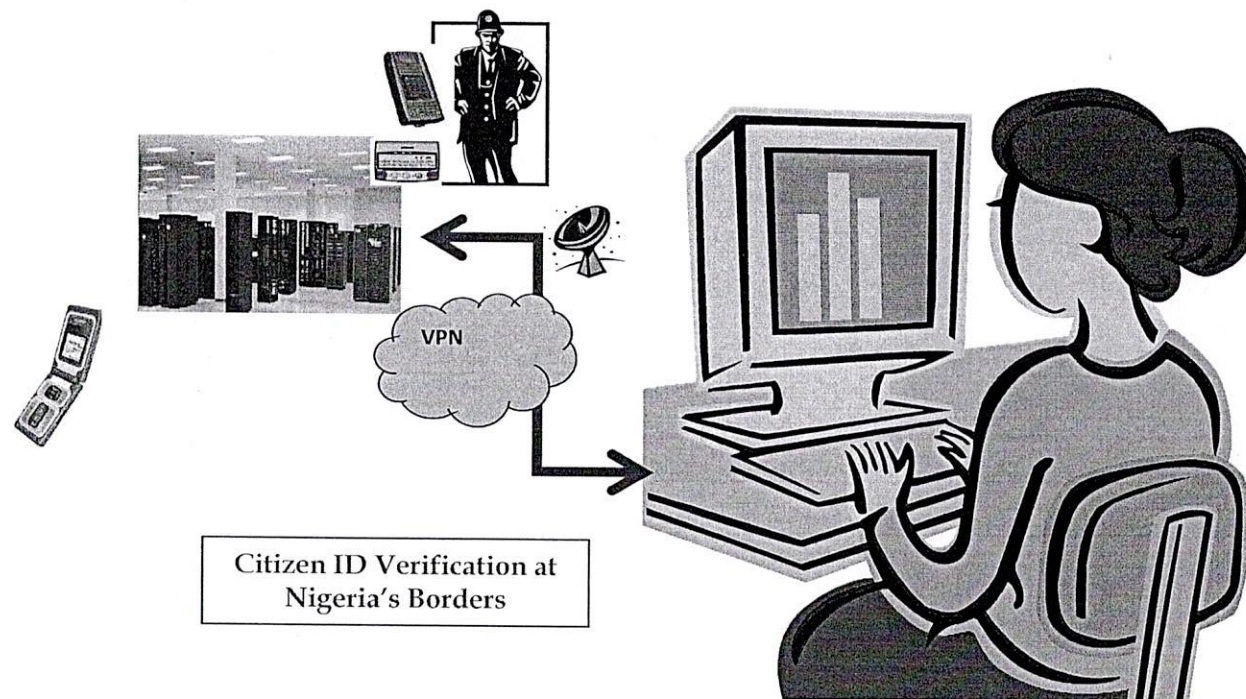


## Use Case 1: Indigene wishes to pay taxes



# Online Verification Services

You and your NIN

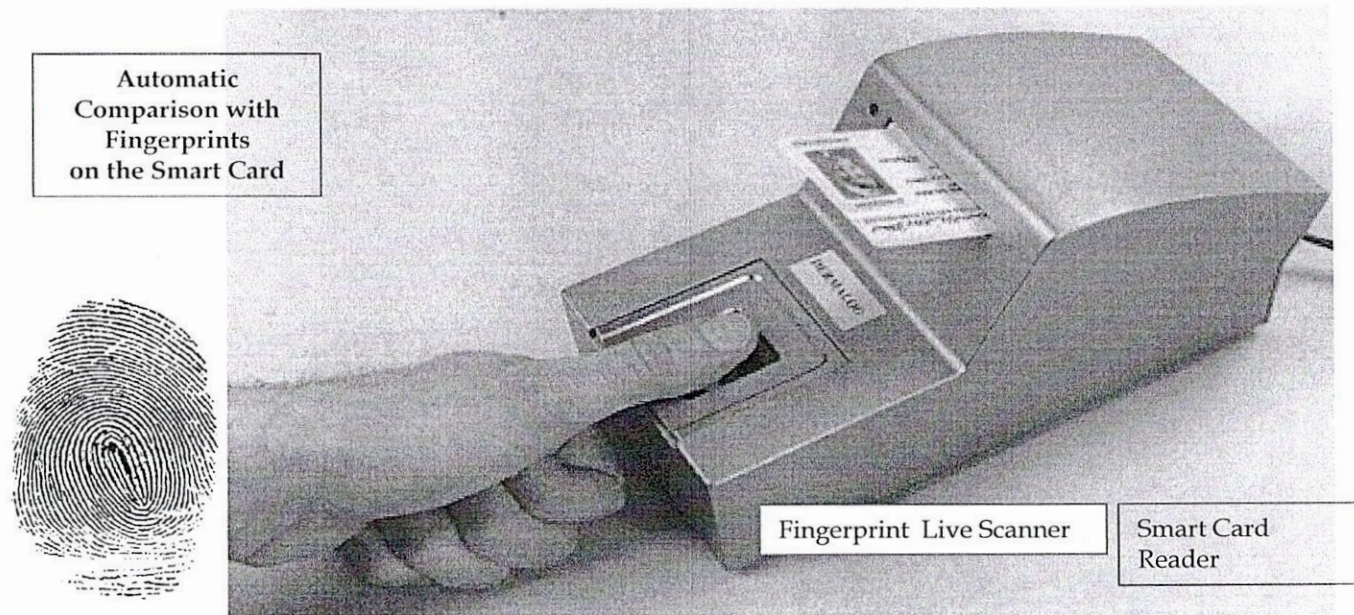


# Offline Verification Services

You and your Card



## Automatic comparison with fingerprint on card at FIRS/JTB Offices



# PRAYERS



- Seek your support and buy in for the mandatory use of the NIN by the FIRS/JTB.
- Request for your buy in and financial support:-
  - towards NIMC/FIRS/JTB colocation and the provisioning of infrastructure to register individuals.
  - for the placement of the FIRS and JTB logos and the inscription on the NIN slip and provisioning of NIN slip for enrolment.
  - for the placement of the TIN in the National e-ID Card.
- Seek your approval for the waiver of arrears of accumulated tax, penalties and interests.

# CONCLUSION



NIMC/FIRS/JTB Collaboration will drive efficiency & transparency in governance in areas of:

- Identification of potential Tax Payers for increased Internal Revenue Generation
- Unique Identification of Income Tax Payers
- Statistics for Tax planning purposes
- Tax Enlightenment and education in Nin Slip
- Enhancement and growth of the Tax Database.

The success of this collaboration depends on the buy-in, commitment and financial support from FIRS/JTB at the highest levels & all Stakeholders.