



*...exceptional leadership, resilient PHC, better outcomes.*

# Federal Capital Territory

ADVOCACY BRIEF  
2024



# About the Leadership Challenge

The PHC Leadership Challenge was put together to accelerate the implementation of the Seattle Declaration made by Governors in 2019 and to catalyze renewed political commitment of all Governors to improve PHC outcomes at scale. The Challenge provides an opportunity for the 36 states and FCT to equitably compete within their respective geopolitical zones for an annual best performing and most improved awards in PHC delivery. The Challenge is being implemented in partnership with National Primary Health Care Development Agency, UNICEF and funded by Bill and Melinda Gates Foundation and Aliko Dangote Foundation.

## Pillars of the Leadership Challenge



Governance



Finance



Quality of Care



Evidence



Sustainability

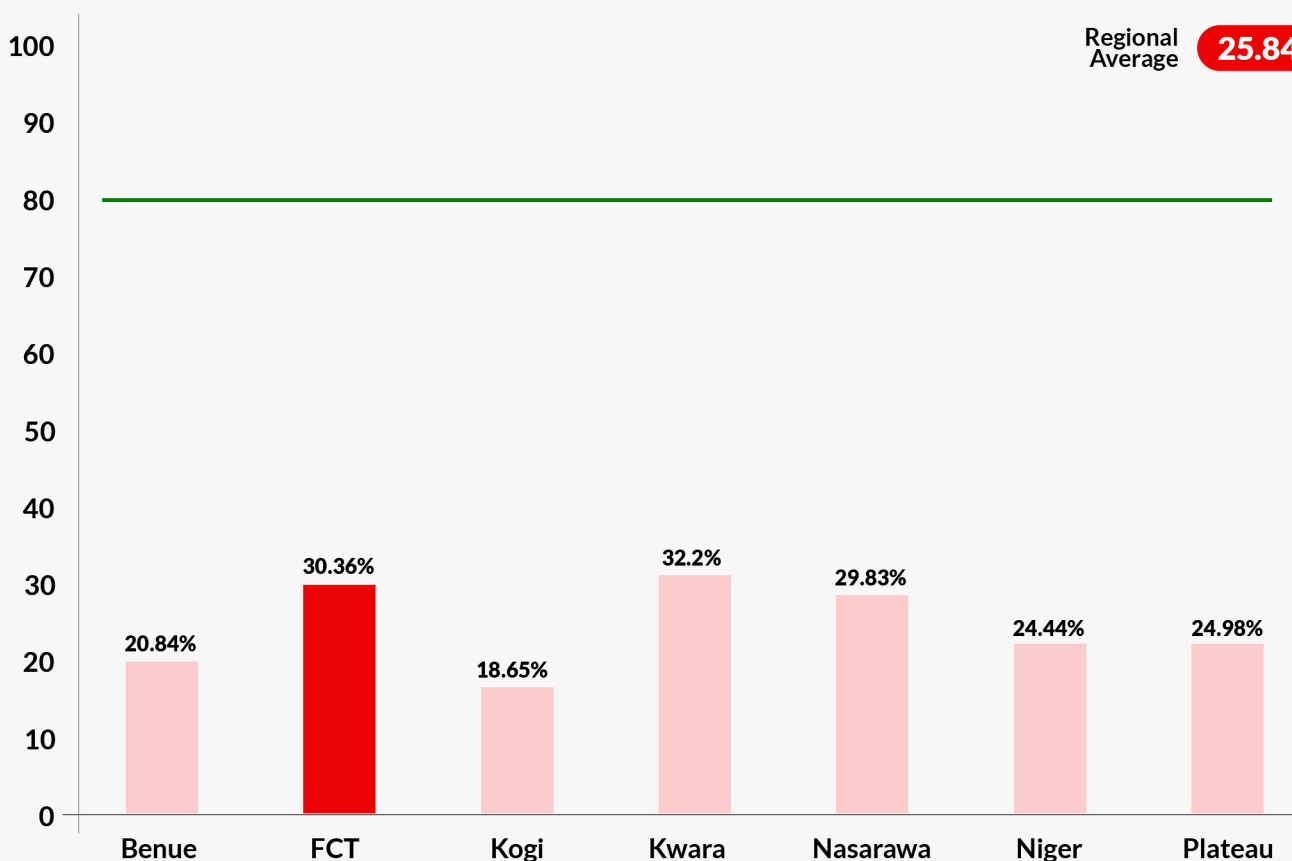
## 2023 Regional Performance

State Score **30.36%**

The bar chart below shows the performance of the FCT compared to its regional counterparts.

National Average **25.66%**

Regional Average **25.84%**



Key: ■ State Score — National Target

# 2023 State Performance




Number of SEC meetings where PHC performance was discussed with clear actions for improvement.



Number of monitoring visits conducted by the State Governor to PHC facilities.




Number of biannual meetings held by State Governor with traditional leaders to discuss PHC issues.



Number of PHC task force meetings held and chaired by the Deputy Governor.



Evidence of commitment and action towards improving the States's Food and Nutrition situation.



State budget is informed by the annual operational plan (linked to the State Sectoral Health Development Plan) with evidence of budgetary release for execution of the AOP activities.




Appropriate mechanisms and processes are in place for the implementation of the Basic Health Care Provision Fund and oversight at state and facility levels.



Proportion of ward focal PHC facilities that meet the minimum staffing requirements for each level in line with the state's Minimum Service Package.



Percentage of ward focal PHC facilities that have a core set of essential health commodities and medicines consistently in the last 3 months.



Proportion of sampled focal PHC facilities with data verification factor of between 0.95 and 1.05 for selected coverage indicators.



DQA-adjusted coverage of essential health services as measured in the Reproductive, Maternal, Newborn, Child, and Adolescent Health + Nutrition Scorecard.







State level Primary Health Care Challenge for Local Government Area Council Chairmen







Categories - ● Governance | ● Finance | ● Quality of Care | ● Evidence | ● Sustainability

## Key Actions

The State Government has made huge investment in strengthening PHC facilities across the state. However, the **State Governor** should:

-  **1** Ensure that PHC performance is discussed at State Executive Council meetings with clear actions for improvement.
-  **2** Ensure timely release of funds for implementation of activities in the Annual Operational Plan.
-  **3** Ensure at least one visit per quarter to PHC facilities across the different senatorial zones
-  **4** Convene biannual meetings with traditional leaders on PHC issues.

Produced by: **NGF Secretariat**

-  [info@ngf.org.ng](mailto:info@ngf.org.ng)
-  +234 (0) 92920025 | +234 (0) 92920026
-  [nggovernorsforum.org](http://nggovernorsforum.org)
-  51, Lake Chad Crescent, Maitama, Abuja, Federal Capital Territory, Nigeria