



**ENUGU STATE OF NIGERIA
2019, NO. 1**

**THE ENUGU STATE OF NIGERIA
APPROPRIATION LAW, 2019**

.....

**ONE HUNDRED AND NINE BILLION, ONE
HUNDRED AND NINETY NINE MILLION, TWO
HUNDRED AND FORTY THREE THOUSAND
NAIRA**

.....

ENACTED BY

**ENUGU STATE HOUSE OF ASSEMBLY
THIS 17TH DAY OF JANUARY, 2019**



**ENUGU STATE OF NIGERIA
2019, NO. 1**

Title.

A Law to make provision for the sum of **₦109,199,243,000.00 (One Hundred and Nine Billion, One Hundred and Ninety nine Million, Two Hundred and Forty three Thousand Naira)** to the services of the Government of Enugu State of Nigeria for the year ending **Thirty First Day of December, Two Thousand and Nineteen** and for other related purposes.

Date of commencement.

(1st January, 2019)

Preamble.

WHEREAS -

The Government of Enugu State of Nigeria deems it necessary that the sum of **₦109,199,243,000.00 (One Hundred and Nine Billion, One Hundred and Ninety nine Million, Two Hundred and Forty three Thousand Naira)** be applied and expended for the services of Enugu State for the year ending 31st December, 2019 as set forth in the schedules to this Law.

Enactment.

Be it enacted by the Enugu State House of Assembly as follows -

Citation.

1. This law may be cited as the Enugu State of Nigeria Appropriation Law, 2019.

Recurrent Expenditure of ₦65,705,900,000.00 out of the Consolidated Revenue Fund.

2. The Accountant-General, shall on the warrant of the Commissioner responsible for matters relating to budget, given after obtaining the consent of the Governor, or any person specifically authorized by the Governor in that behalf, pay out of the Consolidated Revenue Fund of Enugu State of Nigeria during the year ending 31st day of December, 2019, any sum not exceeding in the whole the sum of **₦65,705,900,000.00 (Sixty five Billion, Seven Hundred and five Million, Nine Hundred Thousand Naira)** being the total of the amount provided for Recurrent Expenditure as set forth opposite organization codes:

11\1, 11\2, 11\13, 12\1, 13\1, 14\1, 15\1, 17\1, 18\1, 18\11, 20\1, 21\1, 22\1, 23\1, 23\2, 25\1, 26\1, 26\1, 27\1, 28\1, 29\1, 34\1, 35\1, 36\1, 38\1, 40\1, 40\2, 47\1, 47\2, 48\1, 51\1, 51\2, 52\2, 53\1, 54\1, 60\1, 62\1, 63\1, 64\1, 65\1, 66\1 and 67/1 in the first schedule to this Law.

Appropriation of
N65,705,900,000.00

3. The sums in the whole not exceeding **N65,705,900,000.00 (Sixty five Billion, Seven Hundred and five Million, Njne Hundred Thousand Naira)** shall be appropriated for the purposes and in the manner expressed in the first schedule to this Law.

Capital Expenditure
N43,493,343,000.00

4. The Accountant-General, shall on the warrant of the Commissioner responsible for matters relating to budget, given after obtaining the consent of the Governor, or any person specifically authorized by the Governor in that behalf, pay out of the Consolidated Revenue Fund of Enugu State of Nigeria during the year ending on 31st December, 2019 any sum not exceeding in the whole the sum of **N43,493,343,000.00 (Forty three Billion, Four Hundred and Ninety three Million, Three Hundred and Forty three Thousand Naira)** being the total of the amount provided for Capital Expenditure as set forth opposite organization Codes:

11\1, 11\2, 11\13, 12\1, 13\1, 14\1, 15\1, 17\1, 18\1, 18\11, 20\1, 21\1, 22\1, 23\1, 23\2, 25\1, 26\1, 26\52, 27/1, 28\1, 29\1, 34\1, 35\1, 36\1, 38\1, 40\1, 40\2, 47\1, 47\2, 48\1, 51\1, 52\1, 53\1, 54\1, 60\1, 62\1, 63\1, 64\1, 65\1, 66\1 and 67/1 in the second schedule to this Law.

Appropriation of
N43,493,343,000.00

5. The said sums in the whole not exceeding **N43,493,343,000.00 (Forty three Billion, Four Hundred and Ninety three Million, Three Hundred and Forty three Thousand Naira)** shall be appropriated for the purposes and in the manner expressed in the second schedule to this Law.

**FIRST SCHEDULE
(Section 3)**

ORG. CODE	ORGANIZATION	AMOUNT N
11\1	Office of the Executive Governor	10,800,142,100
11\2	Office of the Deputy Governor	368,432,893
11\13	Office of the Secretary to the State Government (SSG)	1,112,862,968
12\1	Enugu State House of Assembly	1,570,000,000
13\1	Ministry of Youth and Sports	750,794,074
14\1	Ministry of Gender affairs and Social Development	239,316,036
15\1	Ministry of Agriculture and Natural Resources	534,695,148
17\1	Ministry of Education	14,454,996,518
18\1	The Judiciary (Enugu State High Court)	1,490,271,190
18\11	Judicial Service Commission	72,626,660
20\1	Ministry of Finance and Economic Development	7,839,087,782
21\1	Ministry of Health	4,906,593,839
22\1	Ministry of Commerce and Industry	505,256,268
23\1	Ministry of Information	509,245,715
23\2	Enugu State Bureau of Statistics	35,389,855
25\1	Office of the Head of the State Civil Service	11,889,646,294
26\1	Ministry of Justice	816,281,300
26\52	Customary Court of Appeal	1,672,461,084
27\1	Ministry of Labour and Productivity	43,920,500
28\1	Ministry of Science and Technology	70,021,264
29\1	Ministry of Transport	393,682,391
34\1	Ministry of Works and Infrastructure	2,155,649,743
35\1	Ministry of Environment and Mineral Resources	446,782,832
36\1	Ministry of Culture and Tourism	131,315,734
38\1	State Economic Planning Commission	128,288,713
40\1	Office of the Auditor General of the State	67,317,440
40\2	Office of the Auditor General for Local Government	63,165,250
47\1	Civil Service Commission	99,629,040
47\2	Local Government Service Commission	44,237,257
48\1	Enugu State Independent Electoral Commission (ENSIEC)	121,532,948
51\1	Ministry of Local Government Matters	59,942,272
51\2	Local Government Pensions Board	370,000,000

52\1	Ministry of Water Resources	472,100,412
53\1	Ministry of Housing	36,427,150
54\1	Ministry of Rural Development	336,357,909
60\1	Ministry of Lands and Urban Development	401,365,429
62\1	Ministry of Chieftaincy Matters	57,147,935
63\1	Ministry of Inter Ministerial Affairs	242,650,000
64\1	Ministry of Budget and Planning	161,637,581
65\1	Ministry of Capital Territory Development	150,242,084
66\1	Ministry of Human Development and Poverty Reduction	76,796,392
67\1	Ministry of Inter Governmental Affairs	7,590,000
	TOTAL	65,705,900,000

NOTE: The figures represented in all MDAs above include allocations to sub-organizations under the various organization.

**SECOND SCHEDULE
(Section 5)**


ORG. CODE	ORGANIZATION	AMOUNT N
11\1	Office of the Executive Governor	1,530,445,000
11\2	Office of the Deputy Governor	154,350,000
11\13	Office of the Secretary to the State Government (SSG)	1,079,000,000
12\1	Enugu State House of Assembly	2,024,998,000
13\1	Ministry of Youth and Sports	151,500,000
14\1	Ministry of Gender affairs and Social Development	210,000,000
15\1	Ministry of Agriculture and Natural Resources	633,500,000
17\1	Ministry of Education	5,521,585,000
18\1	The Judiciary (Enugu State High Court)	626,600,000
18\11	Judicial Service Commission	147,250,000
20\1	Ministry of Finance and Economic Development	694,980,000
21\1	Ministry of Health	2,372,631,000
22\1	Ministry of Commerce and Industry	303,400,000
23\1	Ministry of Information	163,720,000
23\2	Enugu State Bureau of Statistics	28,000,000
25\1	Office of the Head of the State Civil Service	158,800,000
26\1	Ministry of Justice	245,470,000
26\52	Customary Court of Appeal	27,000,000
28\1	Ministry of Science and Technology	142,000,000


27\1	Ministry of Labour and Productivity	74,800,000
29\1	Ministry of Transport	603,600,000
34\1	Ministry of Works and Infrastructure	16,519,000,000
35\1	Ministry of Environment and Mineral Resources	2,489,300,000
36\1	Ministry of Culture and Tourism	129,660,000
38\1	Enugu State Economic Planning Commission	531,500,000
40\1	Office of the Auditor General of the State	25,450,000
40\2	Office of the Auditor General for Local Government	3,450,000
47\1	Civil Service Commission	5,800,000
47\2	Local Government Service Commission	26,500,000
48\1	Enugu State Independent Electoral Commission (ENSIEC)	9,500,000
51\1	Ministry of Local Government Matters	26,500,000
52\1	Ministry of Water Resources	742,000,000
53\1	Ministry of Housing	943,900,000
54\1	Ministry of Rural Development	3,019,050,000
60\1	Ministry of Lands and Urban Development	216,000,000
62\1	Ministry of Chieftaincy Matters	54,000,000
63\1	Ministry of Inter Ministerial Affairs	500,000,000
64\1	Ministry of Budget and Planning	2,874,000
65\1	Ministry of Capital Territory Development	380,000,000
66\1	Ministry of Human Development and Poverty Reduction	935,000,000
67\1	Ministry of Inter Governmental Affairs	40,230,000
	TOTAL	43,493,343,000

NOTE: The figures represented in all MDAs above include allocations to sub-organizations under the various organization.

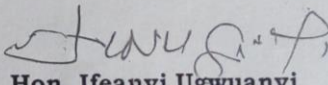
.....

This printed impression has been carefully compared by me with the Bill which has been passed by the House of Assembly of Enugu State of Nigeria, and is found by me to be a true and correctly printed copy of the said Bill.


Ubosi Edward Uchenna
Speaker of the House of Assembly


Dr. Emmanuel Okey Udaya, CNA, ACarb
Clerk of the House/Perm. Sec.

Assented to this 18th Day of JAN, 2019.


Rt. Hon. Ifeanyi Ugwuanyi
Governor of Enugu State