



KEBBI State

Status of Polio Eradication and Routine Immunization, April 2010

National Polio Summary

Number of wild polioviruses to date in 2010 (12-Apr-2010)	2 in 2 States 0 Type 1 & 2 Type 3
Number of WPV cases for same period in 2009	263 cases in 24 States 52 Type 1 & 211 Type 3
Total number of wild polioviruses in 2009	388 in 27 States


Issues for Governor's Consideration

- ✓ Kebbi remains at risk for re-emergence of polio because of low immunization coverage in some LGAs and proximity to polio-infected LGAs
- ✓ Governor to convene special Task Force/ICC meeting as well as meeting with LGA chairmen and Traditional leaders to identify and resolve remaining barriers to higher immunization barriers in poor performing LGAs

State Polio and RI Summary

Date, type and LGA of last polio case	<ul style="list-style-type: none"> ✓ 20-Nov-2009 ✓ WPV 1 ✓ Wasagu Ward of Wasagu/Danko LGA
Number of wild polioviruses in last 12 months	6 WPV
Number of Other confirmed polioviruses in last 12 months	0 cVDPV
*Number of Very High Risk and High-Risk LGAs (LGAs where the risk of polio infection is greater than other LGAs)	0 VHR and 1HR LGAs
Proportion of Non-polio AFP > 3 doses (The proportion of children investigated for polio-like paralysis who have received > 3 doses of OPV. The target is 80%.)	79%
2010 IPDS schedule	Jan-10; Mar-10; Apr-10; Jun-10; Sept-10; Oct-10
Proportion of wards with >10 % missed children in 3 previous rounds	Nov-09 8%; Jan-10 4%; Mar-10 9%
Routine immunization of infants vaccinated with 4 doses of oral polio vaccine (goal: 80% plus)	86%

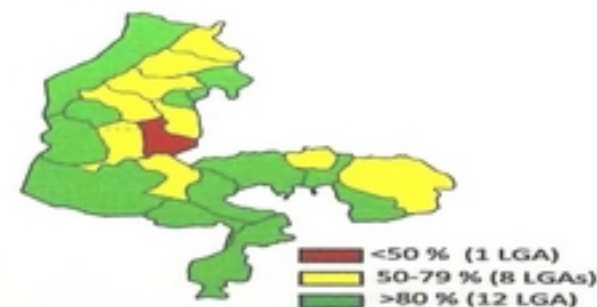
Abuja commitments: No of Quarterly State Indicators met: North West, Jan-Mar 2010



LGA Commitment and Oversight, March 2010

Personal engagement of LGA chairman in polio and RI	16/21 LGAs = 76%
Presence of functional LGA Task Force that meets at least once/month	21/21 LGAs = 100%
Proportion of LGAs where daily IPDS review mtg chaired by high-level LGA official	20/21 LGAs = 94%

Cumulative OPV3 Coverage, 2009





FCT

Status of Polio Eradication and Routine Immunization, April 2010

National Polio Summary

Number of wild polioviruses to date in 2010 (12-Apr-2010)	2 in 2 States 0 Type 1 & 2 Type 3
Number of WPV cases for same period in 2009	263 cases in 24 States 52 Type 1 & 211 Type 3
Total number of wild polioviruses in 2009	388 in 27 States

State Polio and RI Summary

Date, type and LGA of last polio case	<ul style="list-style-type: none"> ✓ 25-Jan-2009 ✓ WPV 1 ✓ Rubochi ward of Kuje LGA
Number of wild polioviruses in last 12 months	0 WPV
Number of Other confirmed polioviruses in last 12 months	0 cVDPV
*Number of Very High Risk and High-Risk LGAs (LGAs where the risk of polio infection is greater than other LGAs)	0 VHR and 1 HR LGAs
Proportion of Non-polio AFP > 3 doses (The proportion of children investigated for polio-like paralysis who have received > 3 doses of OPV. The target is 80%.)	75%
2010 IPDS schedule	Jan-10; Mar-10; Apr-10; Jun-10; Sept-10; Oct-10
Proportion of wards with >10 % missed children in 3 previous rounds	Nov-09 16%; Jan-10 10%; Mar-10 7%
Routine Immunization of infants vaccinated with 4 doses of oral polio vaccine (total: 80% n10x1)	75%

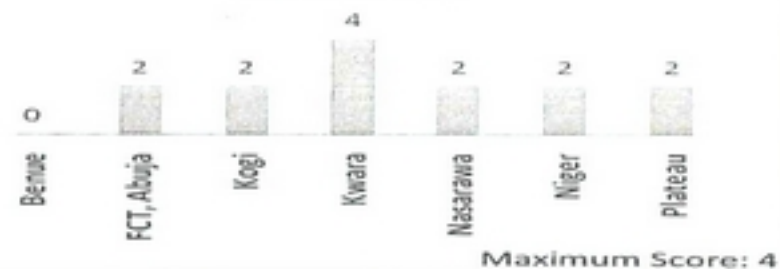
LGA Commitment and Oversight, March 2010

Personal engagement of LGA chairman in polio and RI	5/6 LGAs = 83%
Presence of functional LGA Task Force that meets at least once/month	6/6 LGAs = 100%
Proportion of LGAs where daily IPDs review mtg chaired by high-level LGA official	2/6 LGAs = 41%

Issues for Hon Minister's Consideration

- ✓ FCT remains at risk for re-emergence of polio due to routine immunization less than 80% and sub-optimal IPD performance particularly in Bwari Area Council
- ✓ Hon Minister could consider maintaining regular meetings of FCT Task Force, quarterly meetings with all Area Councils as well as Traditional leaders to identify and address barriers to higher coverage

Abuja commitments: No of Quarterly State Indicators met, North Central Jan-Mar 2010



Cumulative OPV3 Coverage, 2009

