



# RIVERS State

## Status of Polio Eradication and Routine Immunization, August 2011

### National Polio Summary

Number of wild polioviruses to date in 2011 (05-Aug-2011)	<b>24 in 6 States 18 Type 1 &amp; 6 Type 3</b>
Number of WPV cases for same period in 2010	<b>6 cases in 4 States 3 Type 1 &amp; 3 Type 3</b>
Total number of wild polioviruses in 2010	<b>21 in 8 States</b>

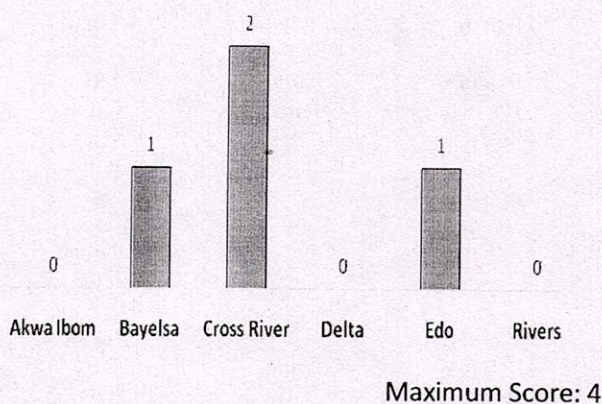
### Issues for Governor's Consideration

- ✓ Rivers has been polio free for last 4 years. To sustain this, all LGAs should achieve routine immunization coverage of at least 80%.
- ✓ Governor to consider reactivating State ICC/Task Force, quarterly meetings with LGA chairmen and publicly commending those with at least 80% coverage. Poorly performing LGAs to be supported.

### State Polio and RI Summary

Date, type and LGA of last polio case	<ul style="list-style-type: none"> <li>✓ 06-Apr-2007</li> <li>✓ WPV 3</li> <li>✓ Asari-Toru LGA</li> </ul>
Number of wild polioviruses in last 12 months	0 WPV
Number of Other confirmed polioviruses in last 12 months	0 cVDPV
*Number of Very High Risk and High-Risk LGAs (LGAs where the risk of polio infection is greater than other LGAs)	0 VHR and 0 HR LGAs
Proportion of Non-polio AFP > 3 doses (The proportion of children 6-35 months investigated for polio-like paralysis who have received > 3 doses of OPV. The target is 80%.)	JAN-JUL 2011 50%
2011 IPDS schedule	JAN-11; FEB-11; MAR-11; MAY-11; JUN-11; JUL-11; Oct-11; Nov-11
Proportion of wards with >10 % missed children in 3 previous rounds	Nov-10 28%; Jan-11 12%; Feb-11 12%
Routine Immunization of infants vaccinated with 4 doses of OPV JAN-JUN 2011 (goal: 80% plus)	77 %

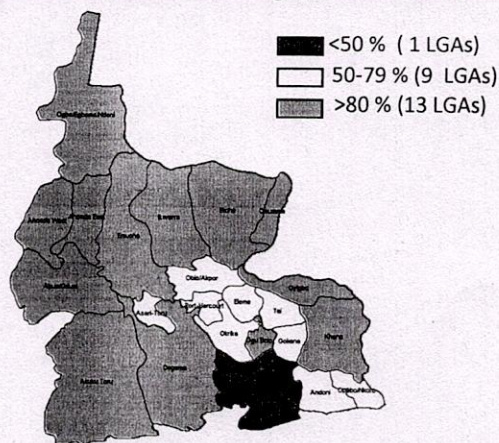
Abuja Commitments: No of State Indicators met, Apr-Jun 2011



### LGA Commitment and Oversight, June 2011

Personal engagement of LGA chairman in polio and RI	<b>0/23 LGAs = 0%</b>
Presence of functional LGA Task Force that meets at least once/month	<b>0/23 LGAs = 0%</b>
Proportion of LGAs where daily IPDs review mtg chaired by high-level LGA official	<b>N/A (No IPDs in Q3)</b>

### Cumulative OPV3 Coverage, Jan-Jun 2011



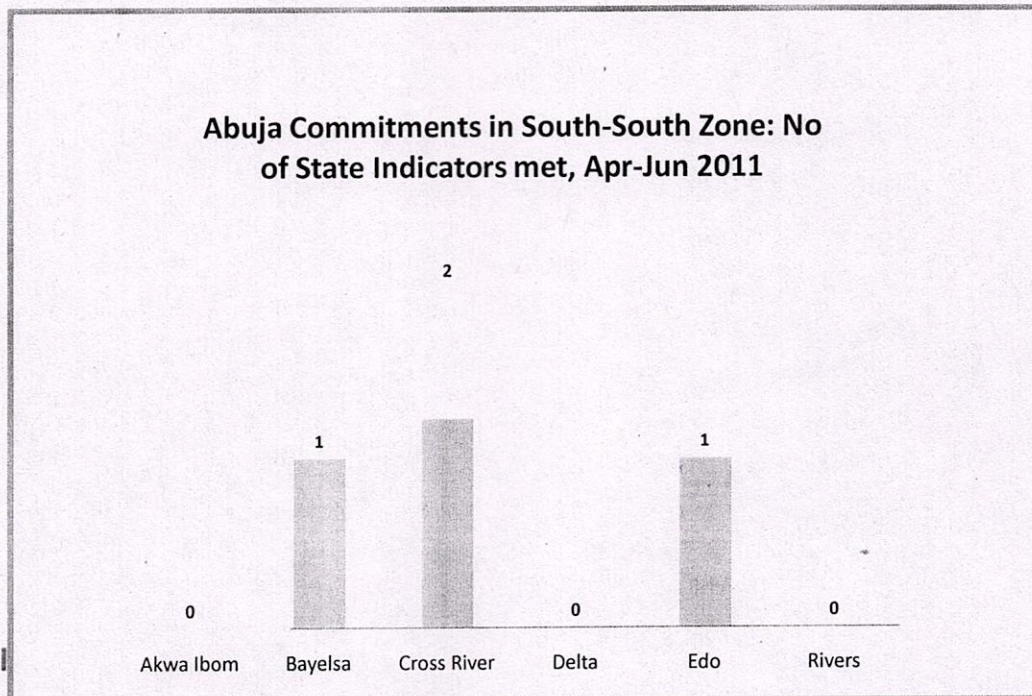
**Abuja Commitments Indicators:** 1. Personal involvement of HE Governor in public event in support of Polio e.g. meeting with key stakeholders, flag off ceremonies. 2. At least one meeting between Governor (or his rep.) with LGA chairmen to discuss priority actions to improve PEI/RI each quarter. 3. At least one meeting between Governor (or his rep.) with traditional leaders to review their involvement in PEI/RI each quarter. 4. At least one meeting of State Task Force or similar high-level oversight committee established by Governor to oversee PEI/RI activities each quarter.





## South South Zone

### State by State Progress and Issues on PEI/RI



1. Personal involvement of HE Governor in public event in support of Polio e.g. meeting with key stakeholders, flag off ceremonies
2. At least one meeting between Governor (or his representative) with LGA chairmen to discuss priority actions to improve polio eradication/routine immunization each quarter
3. At least one meeting between Governor (or his representative) with traditional leaders to review their involvement in Polio Eradication/Routine Immunization each quarter
4. At least one meeting of State Task Force or similar high-level oversight committee established by Governor to oversee polio eradication/routine immunization activities each quarter.