

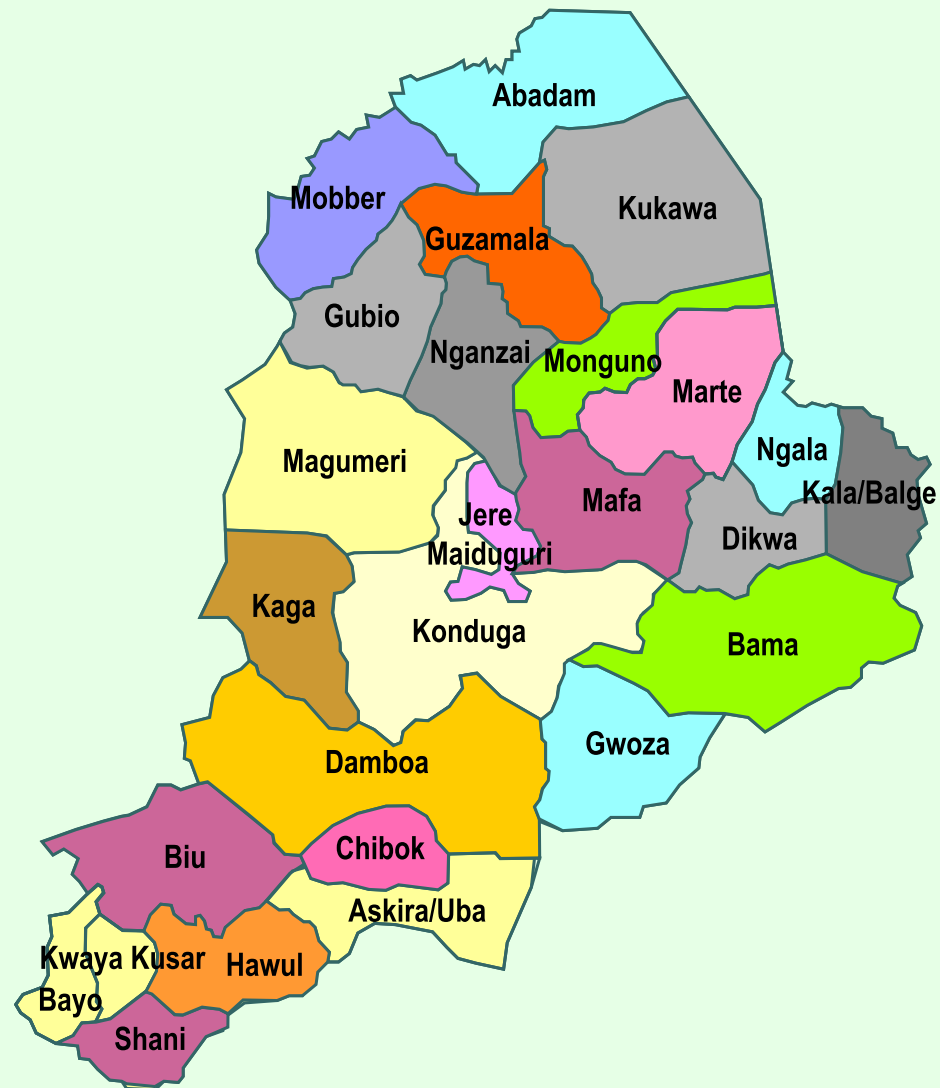


Borno State
Government of Nigeria

Accountant General's
R E P O R T

WITH
FINANCIAL STATEMENTS

FOR THE YEAR ENDED
31ST DECEMBER, 2015



27 LOCAL GOVERNMENT AREAS OF BORNO STATE OF NIGERIA




His Excellency
Hon. Kashim Shettima
Executive Governor of Borno State








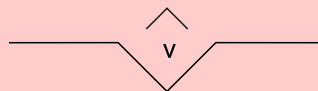
Alhaji Mohammed N. Kauji
Hon. Commissioner,
Ministry of Finance, Budget and Planning
Borno State



Alhaji Abba Sadiq
Permanent Secretary, Ministry of Finance, Budget and Planning
Borno State



Mohammed Abba Sanda, FCNA
Accountant General
Borno State





His Excellency, Hon. Kashim Shettima, Governor of Borno State taking Oath of Office for the Second Term Tenure



Signing of the 2015 Appropriation Law by His Excellency, Hon. Kashim Shettima, witnessed by (standing from left - right) His Excellency, the Deputy Governor, Borno State, Honourable Speaker, Borno State House of Assembly and the Honorable Commissioner of Justice and Attorney General Borno State



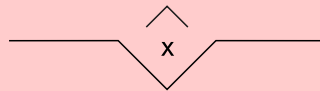
His Excellency, Hon. Kashim Shettima, Interacting with The New Team of El-Kanemi Warriors Football Club



Commuter Buses procured by the State Government for the Borno Express Transport Corporation to Ease Public Transportaion




Heavy Duty Dondo Borehole Drilling Rigs acquired by the State Government





Night view of Dual Carriage Bridge, Lagos Street, Maiduguri



Inspection of Drugs Supply at Ministry of Health, Central Medical Store



New Maternity Ward, General Muhammed Shuwa Hospital, Maiduguri



Tailoring and Fashion Design Plaza at Lamisula, Maiduguri as Poverty Alleviation Programme



His Excellency, Hon. Kashim Shettima on an Inspection Visit of Yerwa Government Girls Secondary, School, Maiduguri

TABLE OF CONTENTS

1.	Profiles	i-xv
2.	Responsibility for the Financial Statements	1
3.	Accounting Policies	2-3
4.	Audit Certificate	4
5.	Statement by the Accountant General	5
6.	Financial Highlights and Charts	6-9
7.	Statement No 1: Statement of Cash flow for the year ended 31st December 2015	10-13
8.	Statement No 2: Statement of Assets and Liabilities as at 31st December 2015	14-15
9.	Statement No 3: Statement of Consolidated Revenue Fund (CRF) for the year ended 31st December 2015	16-18
10.	Statement No 4: Statement of Capital Development Fund (CDF) for the year ended 31st December 2015	20
11.	Notes to the Financial Statements	21-65
12.	Statement of Capital Expenditure by Main Function	66
13.	Statement of Capital Expenditure by Programme	67


Borno State Government of Nigeria
Financial Statements for the Year Ended 31st December, 2015

Responsibility for the Financial Statements

The Financial Statements have been prepared in accordance with the provisions of the Finance (Control and Management) Act 1958 Cap 144 2004 LFN as amended. The Financial Statements were prepared on the bases of Nigerian Format of Cash Basis International Public Sector Accounting Standards (IPSAS) and they comply with the General Accepted Accounting Principles (GAAP).

As the Accountant General of the State, I am the Chief Accounting Officer of the receipts and payments of all government funds. I take appropriate steps to fulfill my financial reporting responsibilities. I am responsible for establishing and maintaining adequate system of internal controls. And that the system provides adequate and reasonable assurances that transactions are appropriately recorded and are within statutory authority. I ensure that proper accounting records were maintained and that judgments and estimates were reasonable and relevant to the content of the financial statements. I also ensure and take responsibility for the integrity and reliability of the Financial Statements.

I confirm that the Financial Statements reflect the financial position and operations of the State Government as at December 31, 2015. The Accountant General accepts responsibility for the integrity of this Financial Statements and their compliance with the Finance (Control and Management) Act 1958 as amended.



MOHAMMED ABBA SANDA, FCNA
ACCOUNTANT-GENERAL
BORNO STATE, NIGERIA

Borno State Government of Nigeria
Financial Statements for the Year Ended 31st December, 2015

Accounting Policies:

1. Financial Accounting and Reporting Framework:

The financial reporting framework of the Borno State Government is anchored on the Cash Basis of International Public Sector Accounting Standards (IPSAS). The standards integrate budget performance reporting to the financial statements. The accounting principles governing financial reporting are in accordance with the National Chart of Accounts and detailed accounting procedures in the Government Financial Regulations.

The Financial Statements have been prepared on the basis of the Nigerian Format of the General Purpose Financial Statements (GPFS) governed by the International Public Sector Accounting Standards (IPSAS). The Financial Statements presented are:

- Statement – 1: Statement of Cash Flow
- Statement – 2: Statement of Assets and Liabilities
- Statement – 3: Statement of Consolidated Revenue Fund (CRF)
- Statement – 4: Statement of Capital Development Fund (CDF)

2. Accounting Convention and Basis of Preparation:

The Financial Statements have been prepared in line with the Nigerian Format of Cash Basis IPSAS. The cash basis of accounting recognises transactions and events only when cash is received or paid by the entity.

3. Inflation:

No adjustment has been made to reflect the impact of specific changes in the general price level on the Financial Statements.

4. Depreciation:

Non-Current Assets were written off in the year of purchase in accordance with the cash basis of accounting.

5. Public Debt:

Public Debt comprises of foreign borrowings, internal loans from banks, lending agencies, commercial institutions and amounts owed in respect of non-cash assistance provided by third parties.

6. Investments:

Investments are stated at lower of cost and market value. Incomes from investments are recognized when cash is received into the Consolidated Revenue Fund.

7. Employee Benefits:

This represents funded retirement benefits payable by the state government. The liabilities for retirement benefits are not recognised in the Financial Statements, in accordance with the Cash Basis of Accounting.

8. Budget and Reporting Period:

The budget and reporting period of these Financial Statements is 1st January 2015 to 31st December 2015 i.e. 2015 Fiscal Year.

9. Reporting Currency:

The reporting currency of the Financial Statements is the Nigerian Naira. Transactions in foreign currencies are converted to Naira at the rate prevailing at the time of transaction. Balances in foreign currencies are translated at the exchange rate ruling at the date of the Statements of Assets and Liabilities. And the Central Bank of Nigeria rates as at 31st December 2015 were as follows:

USD @ N196.50 GBP @ N291.19 EURO @ N214.10

10. Revenue Recognition:

Revenue is recognized only when cash is received. And it is recognized on a gross basis and any related costs are recorded separately.

11. Recognition of Expenditure:

Expenditure is recognized only when cash is paid.

12. Statement of Compliance:

The Financial Statements comply with the Nigerian Format of General Purpose Financial Statement.

**Statement of Opinion of the Auditor General, Borno State
on the Accounts of the Government of Borno State for
the Year Ended 31st December, 2015**

Audit Certificate

Pursuant to the provision of Section 125(2) of the Constitution of the Federal Republic of Nigeria, 1999 (as Amended), I have examined the Accounts and Financial Statements of the Government of Borno State of Nigeria for the year ended 31st December, 2015.

Basis of Opinion

The audit was conducted in conformity with the Public Sector Auditing Standards and in accordance with the Audit Law (Chapter 15) of Borno State of Nigeria, 1994.

Proper returns have been rendered by Ministries, Departments and Agencies in compliance with the Public Finance (Control and Management) Laws 1958 (as Amended).

I have obtained the information and explanations necessary that I required for the discharge of my responsibility.

Opinion

In compliance with Section 125(5) of the Constitution of the Federal Republic of Nigeria, 1999 (as Amended), the Financial Statements are in order.

In my opinion, I certify that the Financial Statements Numbers 1, 2, 3 and 4 together with their related Notes/Schedules show a true and fair view of the state of affairs of the Government of Borno State as at 31st December 2015.



**ALH. SHETTIMA BUKAR FCPA, FCNA
AUDITOR GENERAL, BORNO STATE**

Borno State Government of Nigeria Statement by the Accountant General

I have the pleasure to present the Audited Financial Statements of the Borno State Government for the year ended 31st December, 2015 together with the Auditor General's Certificate thereon.

The Financial Statements of Borno State Government for the financial year 2015 have been prepared in accordance with the International Public Sector Accounting Standards (IPSAS). This basis of accounting makes financial statements presentation more user friendly and meets stakeholders' expectations. The report contains government performance according to programmes and functions to meet stakeholders' information needs.

2015 fiscal year was equally hard for the State. The terror challenges persisted, causing low Internally Generated Revenue (IGR) realisation. Statutory allocation was equally low due to the economic recession. But the State maintained prompt payment of staff salaries throughout the year.



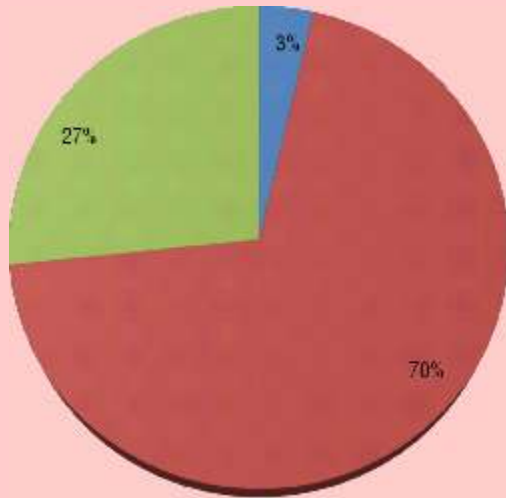
**MOHAMMED ABBA SANDA, FCNA
ACCOUNTANT-GENERAL
BORNO STATE, NIGERIA**

Borno State Government of Nigeria Financial Highlights for 2015 Financial Year

The 2015 Budget Size was **N175,968,759,525**. This comprises of Capital Expenditure Estimate of **N113,010,532,525** and Recurrent Expenditure Estimate of **N62,958,227,000**. The Capital Expenditure Estimate represented 64 per cent of the Budget Size while Recurrent Expenditure Estimate was 36 per cent.

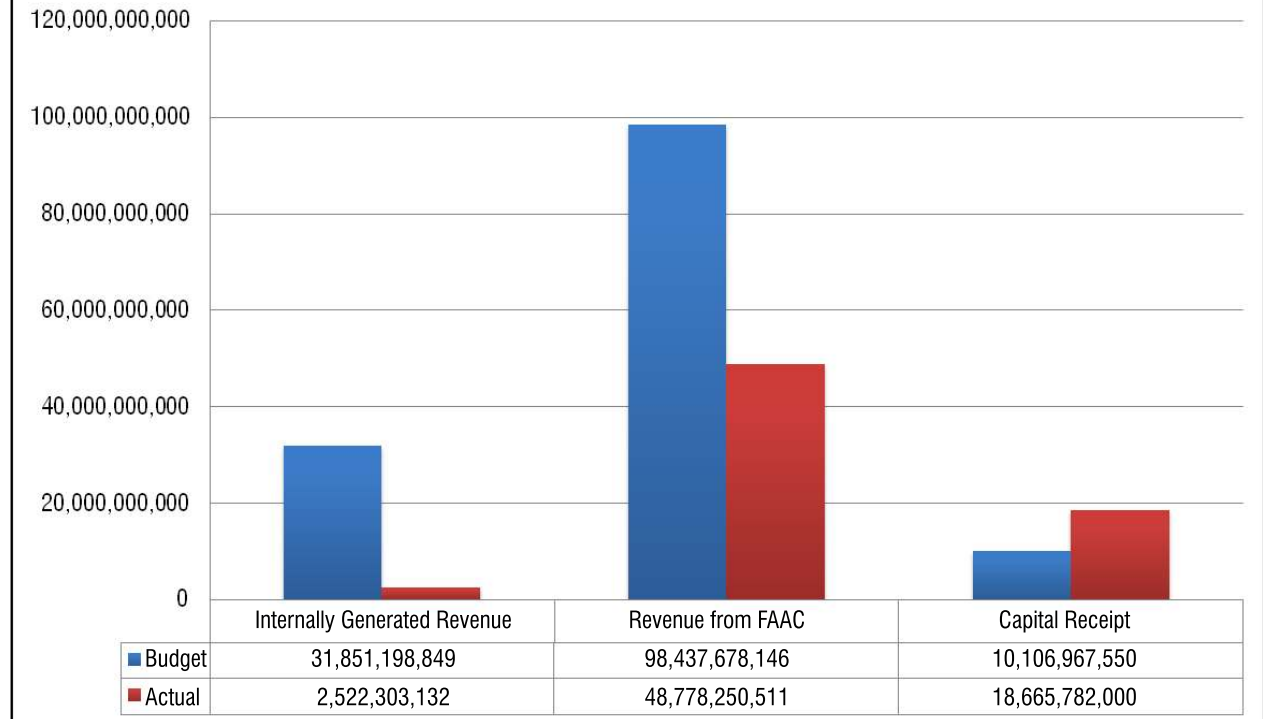
	Actual 2015 N	Final Budget 2015 N	Budget Performance for the Year %
Revenue:			
Internally Generated Revenue (IGR)	2,522,303,132	39,424,113,849	6
FAAC: Statutory Allocation	48,778,250,511	98,437,678,146	50
Capital Receipts	334,889,928	4,144,915,280	8
Aids & Grants	650,812,072	5,962,052,250	11
FGN Bailout Loans	17,680,080,000	-	
Opening Balance		28,000,000,000	0
Total	69,966,335,643	175,968,759,525	30
Expenditure:			
Recurrent Expenditure	44,582,691,413	62,958,227,000	71
Capital Expenditure	14,436,631,698	113,010,532,525	13
Total	59,019,323,110	175,968,759,525	34

2015 Actual Recurrent and Capital Receipts

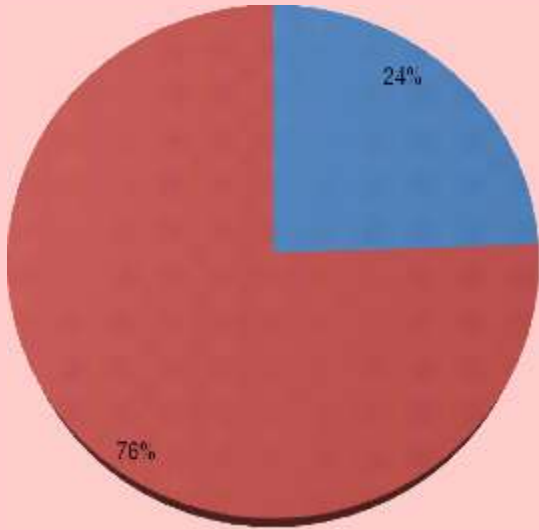


- Internally General Revenue
- Revenue from FAAC
- Capital Receipts

Chart of Budgeted and Actual Revenue for 2015

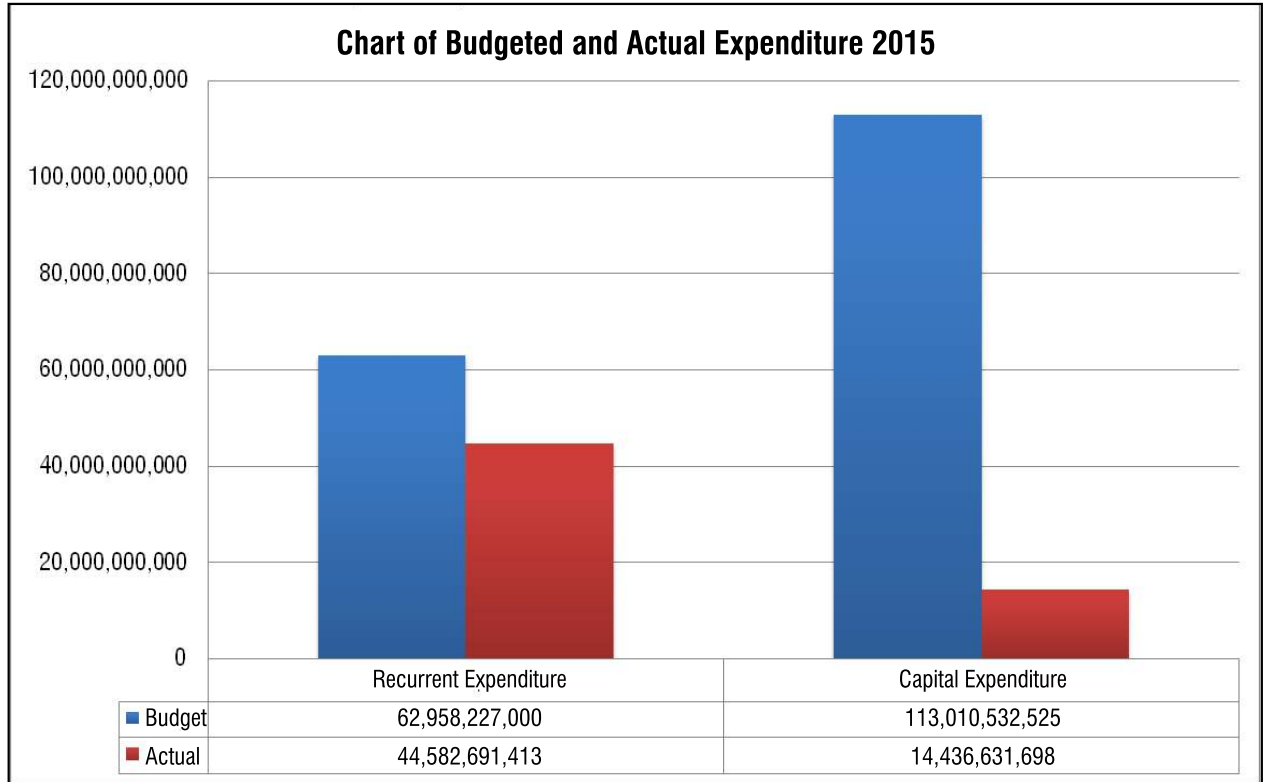


Actual Capital and Recurrent Expenditure 2015

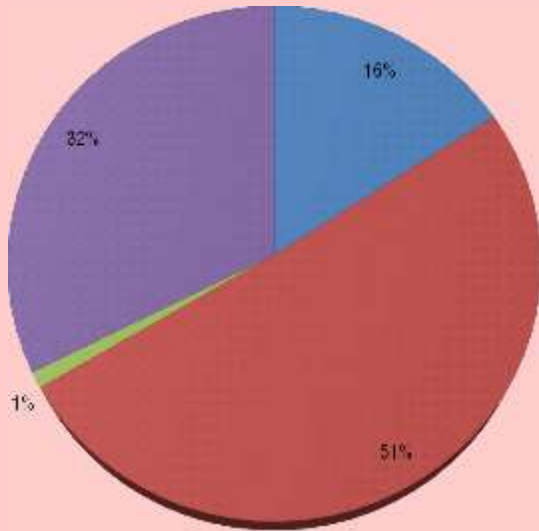


- Capital Expenditure
- Recurrent Expenditure

Chart of Budgeted and Actual Expenditure 2015

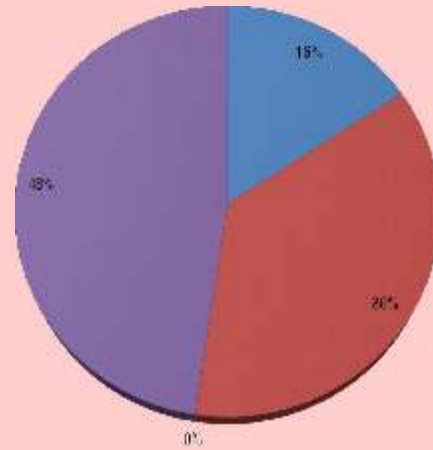


Capital Expenditure Budget by Sector 2015



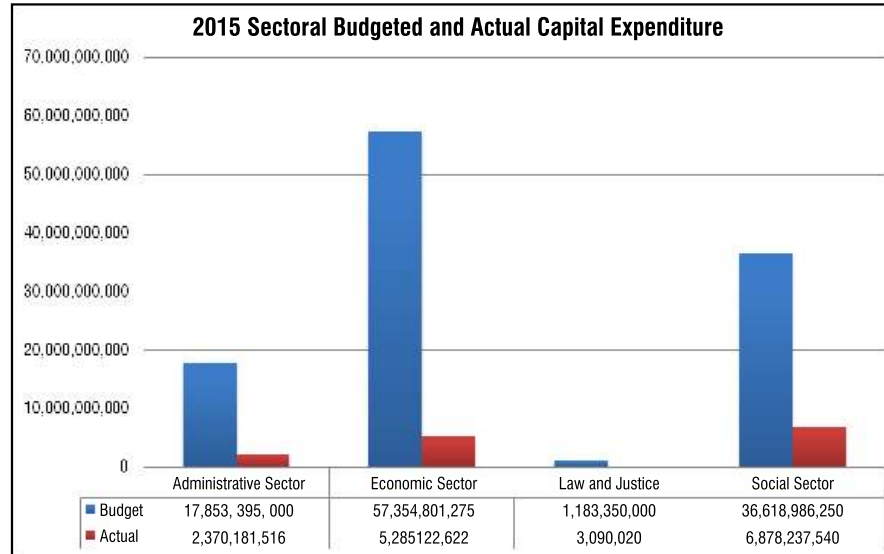
- Administrative Sector
- Economic Sector
- Law and Justice Sector
- Social Sector

Actual Capital Expenditure by Sector 2015



- Administrative Sector
- Economic Sector
- Law and Justice Sector
- Social Sector

2015 Sectoral Budgeted and Actual Capital Expenditure



STATEMENT NO. 1
BORNO STATE GOVERNMENT
STATEMENT OF CASH FLOW FOR THE YEAR ENDED 31ST DECEMBER. 2015

FINAL BUDGET 2015 N		NOTES	2015 N	2014 N
	Cash Flow from Statutory Government Revenue			
76,948,170,596	Statutory Allocations: FAAC	1	35,042,454,739	49,370,590,185
	Statutory Allocations: Excess Crude Oil	1	158,622,721	280,845,288
	Share of Federal Account Allocation - Non-Oil Excess Rev.	1	3,020,328,063	2,297,204,551
	Share of Federal Account Allocation - Sure-P	1	-	3,249,126,108
	Foreign Exchange Gain		1,876,918,085	-
11,626,438,150	Special Fund		-	-
9,863,069,400	Value Added Tax Allocation	1	8,679,926,903	8,901,065,003
98,437,678,146	Total Cash Flow from Statutory Government Revenue		48,778,250,511	64,098,831,135
	Cash Flow from Independent Government Revenue			
12,252,335,650	Direct Taxes	2	2,057,904,617	1,979,360,865
186,219,600	Licences	2	179,018,524	73,731,171
2,295,179,249	Fees	2	69,413,278	143,633,854
2,480,100	Fines	2	9,195,351	13,220,753
7,666,211,700	Sales	2	5,643,800	70,110,440
854,148,750	Earnings	2	-	12,081,200
191,882,250	Sales/Rent of Government Building:	2	55,800,000	10,182,431

FINAL BUDGET 2015 N		NOTES	2015 N	2014 N
526,050,000	Investment Income	2	-	-
7,876,691,550	Interest Earned	2	10,933,150	60,148,273
31,851,198,849	Total Cash Flow from Independent Government Revenue		2,387,908,720	2,362,468,987
	Cash Flow from Other Revenue Sources of Government			
	Other Revenue Sources of the State Government	3	76,094,412	68,952,279
	Recurrent Receipts from Other Funds	3	58,300,000	392,439,600
7,572,915,000	Other Receipts	3		
	Total Cash Flow from Other Government Revenue Sources		134,394,412	461,391,879
137,861,791,995	Total Operating Cash Flow from All Government Revenue Sources		51,300,553,643	66,922,692,001
	Less: Cash Flow from Recurrent Government Services			
9,409,833,300	Personal Costs (Including Salaries on CRF Charges):	4	8,664,776,574	8,966,436,741
5,835,000,000	Pension & Gratuity (Funded Benefits)	5	5,010,690,347	5,642,452,838
16,884,675,150	Overhead Costs Expenditure	6	10,359,442,021	12,111,570,012
28,678,718,550	Subvention to Boards & Parastatals: Personnel Costs	7	18,788,029,230	18,557,618,732
2,150,000,000	Subvention to Boards & Parastatals: Overhead Costs	7	1,759,753,242	1,491,368,220
	Other Operating Activities		-	37,648,807
62,958,227,000	Total Cash Flow from Recurrent Government Services		44,582,691,413	46,807,095,350
74,903,564,995	Net Cash Flow from Government Operating Activities		6,717,862,230	20,115,596,651

FINAL BUDGET 2015 N		NOTES	2015 N	2014 N
	Cash Flows from Acquisition of Non-Current Assets, Construction & Other Capital Projects:			
18,253,395,000	Capital Expenditure: Administrative Sector:	12	2,270,181,516	2,120,620,119
56,954,801,275	Capital Expenditure: Economic Sector:	12	5,285,122,622	17,643,499,497
1,183,350,000	Capital Expenditure: Law and Justice Sector:	12	3,090,020	-
36,618,986,250	Capital Expenditure: Social Service Sector:	12	6,878,237,540	10,346,786,021
113,010,532,525	Total Cash Flows from Acquisition of Non-Current Assets, Construction & Other Capital Projects:		14,436,631,698	30,110,905,637
	Cash Flows from Financing Activities:			
2,836,941,450	Capital Receipts	9	17,680,080,000	-
5,962,052,250	Proceed from Aid and Grants	10	650,812,072	433,686,222
1,307,973,830	Other Capital Receipts	11	334,889,928	4,057,660,573
	Repayment of External Loans (Including Servicing)	1A	(143,040,877)	(99,325,312)
	Repayment of Internal Loans (Including Servicing)	1A	(391,550,894)	-
	Proceeds of Loan from other Government Funds	1A	1,750,000,000	-
	FAAC Refund of Loan Deduction		69,099,673	-
	Other Repayments Deducted at Source by AGF		-	(204,171,431)
10,106,967,530	Total Cash Flow from Financing Activities:		19,950,289,902	4,187,850,052
(28,000,000,000)	Net Cash Flow before Changes in Cash & Cash Equivalent		12,231,520,435	(5,807,458,934)

FINAL BUDGET 2015 N		NOTES	2015 N	2014 N
	Movement in Other Cash Equivalent Accounts:			
	Net (Increase)/Decrease in Investments & Advances:		6,965,692	37,648,807
	Net Increase/(Decrease) in Deposits:	20	(295,229,609)	1,255,513,757
	Total Cashflow from Other Cash Equivalent Accounts		(288,263,917)	1,293,162,564
(28,000,000,000)	Net Cash for the Year		11,943,256,518	(4,514,296,370)
28,000,000,000	Cash & its Equivalent as at 1st January	14	4,827,363,626	9,341,659,996
-	Cash & its Equivalent as at 31st December	14	16,770,620,143	4,827,363,626
	Cash & Bank Balances (including Cash in Transit)	14	16,770,620,143	4,827,363,625

STATEMENT NO. 2
BORNO STATE GOVERNMENT OF NIGERIA
STATEMENT OF ASSETS AND LIABILITIES AS AT 31ST DECEMBER, 2015

ASSETS:-	NOTES	2015 N	2014 N
Liquid Assets:-			
Cash Held by AG:			
Treasury Account Bank Balances	14	16,005,495,125	3,612,973,604
Cash held by Ministries, Departments & Agencies:- Recurrent A/c	14	72,246,193	49,024,568
Cash held by Ministries, Departments & Agencies:- Capital A/c	14	292,078,797	537,436,471
Cash Balances of Trust & Other Funds	14	36,697,358	140,990,151
Cash in Transit (Recurrent & Capital)	14	364,102,670	486,938,831
Total Liquid Assets		16,770,620,143	4,827,363,625
Investment and Other Cash Assets:			
State Government Investments	15	89,853,003	89,853,003
Imprests:-		-	1,373,958
Staff Loans & Advances	16	95,884,326	96,485,461
Total Investment and other Cash Assets		185,737,329	187,712,422
Total Assets		16,956,357,472	5,015,076,047

PUBLIC FUNDS AND LIABILITIES	NOTES	2015 N	2014 N
Public Funds			
Consolidated Revenue Fund:		5,126,294,242	4,059,270,260
Capital Development Fund:		9,947,480,477	718,330,175
Trust & Other Public Fund:	19	1,882,582,753	237,475,612
Total Public Funds		16,956,357,472	5,015,076,047

STATEMENT NO. 3
BORNO STATE GOVERNMENT OF NIGERIA
STATEMENT OF CONSOLIDATED REVENUE FUND (CFR) FOR THE YEAR ENDED 31ST DECEMBER, 2015

ACTUAL YEAR 2014 N		NOTES	ACTUAL YEAR 2015 N	FINAL BUDGET 2015 N	ORIGINAL BUDGET 2015 N	VARIANCE ON FINAL BUDGET N
7,910,885,335	Opening Balance:		4,059,270,260	-	-	-
	Add: Revenue					
49,370,590,185	Statutory Allocation: FAAC	1	35,042,454,739	76,948,170,596	76,948,170,596	41,905,715,857
280,845,288	Statutory Allocation: Excess Crude Oil	1	158,622,721	11,626,438,150	11,626,438,150	11,467,815,429
2,297,204,551	Statutory Allocation: Non-Oil Excess Revenue	1	3,020,328,063	-	-	(3,020,328,063)
3,249,126,108	Sure-P Allocation	1	-	-	-	0
-	Share of Federal Account Allocation - Exchange Gain		1,876,918,085	-	-	(1,876,918,085)
8,901,065,003	Value Added Tax Allocation	1	8,679,926,903	9,863,069,400	9,863,069,400	1,183,142,497
64,098,831,135	Sub-Total - Statutory Allocation		48,778,250,511	98,437,678,146	98,437,678,146	(49,659,427,635)
1,979,360,865	Direct Taxes	2	2,057,904,617	12,252,335,650	12,252,335,650	10,194,431,033
73,731,171	Licences		179,018,524	186,219,600	186,219,600	7,201,076
143,633,854	Fees:	2	69,413,278	2,295,179,249	2,295,179,249	2,225,765,971
13,220,753	Fines	2	9,195,351	2,480,100	2,480,100	(6,715,251)
70,110,440	Sales	2	5,643,800	7,666,211,700	7,666,211,700	7,660,567,900
12,081,200	Earnings:2			854,148,750	854,148,750	854,148,750
10,182,431	Sales/Rent of Government Building:	2	55,800,000	191,882,250	191,882,250	136,082,250

ACTUAL YEAR 2014 N		NOTES	ACTUAL YEAR 2015 N	FINAL BUDGET 2015 N	ORIGINAL BUDGET 2015 N	VARIANCE ON FINAL BUDGET N
-	Sales/Rent on Land and Others:	2			0	0
	Repayment: General:	2				0
	Investment Income	2		526,050,000	526,050,000	526,050,000
60,148,273	Interest Earned	2	10,933,150	7,876,691,550	7,876,691,550	7,865,758,400
2,362,468,987	Sub-Total-Independent Revenue		2,387,908,720	31,851,198,849	31,851,198,849	29,463,290,129
	Revenue from Other Sources:					
	Donations	3	50,000,000	-	-	(50,000,000)
392,439,600	Recurrent Receipts from Other Funds	3	58,300,000	-	-	(58,300,000)
68,952,279	Other Receipts by MDAs		26,094,412	-	-	(26,094,412)
1,255,513,757	Deposit Receipts		-	-	-	0
148,557,728	Transfer/Repayment		107,908,366	-	-	(107,908,366)
	FAAC Refund of Loan Deduction		69,099,673	-	-	(69,099,673)
1,865,463,364	Total Other Government Revenue		311,402,451	-	0	(311,402,451)
76,237,648,821	Total Revenue:		55,536,831,942	130,288,876,995	130,288,876,995	74,752,045,053
	Less: Recurrent Expenditure					
8,966,436,741	Personal Costs (Including Salaries on CRF Charges):	4	8,664,776,574	9,409,833,300	8,629,833,300	745,056,726
5,642,452,838	Pension & Gratuity:	5	5,010,690,347	5,835,000,000	6,615,000,000	824,309,653

ACTUAL YEAR 2014 N		NOTES	ACTUAL YEAR 2015 N	FINAL BUDGET 2015 N	ORIGINAL BUDGET 2015 N	VARIANCE ON FINAL BUDGET N
12,111,570,012	Overhead Cost Expenditure	6	10,359,442,021	16,884,675,150	16,884,675,150	6,525,233,129
18,557,618,732	Subvention to Parastatals: Personnel Emolument	7	18,788,029,230	28,678,718,550	29,095,617,050	9,890,689,320
1,491,368,219	Subvention to Parastatals: Overhead Cost		1,759,753,242	2,150,000,000	1,733,101,500	390,245,758
46,769,446,542	Sub-Total		44,582,691,413	62,958,227,000	62,958,227,000	18,375,535,587
	Other Recurrent Payments					
99,325,312	Repayments: of External Loans:	1A	143,040,877	-	-	(143,040,877)
-	Repayment: of Internal Loans	1A	391,550,894	-	-	(391,550,894)
			-	-	-	(534,591,771)
204,171,431	Repayments: Other Deductions at Source by AGF		-	-	-	0
-	Other Operating Activities		(1,975,093)	-	-	1,975,093
	Repayments: Deposit Liabilities	20	295,229,609	-	-	(295,229,609)
303,496,743	Sub-Total		827,846,287	-	-	(827,846,287)
47,072,943,285	Total Expenditure:		45,410,537,700	62,958,227,000	62,958,227,000	17,547,689,300
29,164,705,535	Operating Balance:		10,126,294,242	67,330,649,995	67,330,649,995	57,204,355,753
	Appropriations/Transfers:					
25,105,435,275	Transfer to Capital Development Fund (CDF)	8	5,000,000,000	74,903,564,995	74,903,564,995	69,903,564,995
4,059,270,260	Closing Balance:		5,126,294,242	(7,572,915,000)	(7,572,915,000)	(12,699,209,242)

STATEMENT NO. 4
BORNO STATE GOVERNMENT OF NIGERIA
STATEMENT OF CAPITAL DEVELOPMENT FUND FOR THE YEAR ENDED 31ST DECEMBER, 2015

ACTUAL 2014		NOTES	ACTUAL 2015 N	FINAL BUDGET 2015 N	INITIAL/ORIGINAL BUDGET 2015 N	VARIANCE N
1,232,453,742	Opening Balance		718,330,175	28,000,000,000	28,000,000,000	27,281,669,825
	Add: Revenue					
25,105,435,275	Transfer from Consolidated Revenue Fund:	8	5,000,000,000	74,903,564,995	74,903,564,995	69,903,564,995
	Capital Receipts	9	17,680,080,000	2,836,941,450	2,836,941,450	14,843,138,550
433,686,222	Aid and Grants	10	650,812,072	5,962,052,250	5,962,052,250	5,311,240,178
4,057,660,573	Other Capital Receipts	11	334,889,928	1,307,973,830	1,307,973,830	973,083,902
29,596,782,070	Total Transfers and Receipts		23,665,782,000	85,010,532,525	85,010,532,525	61,344,750,525
30,829,235,812	Total Revenue Available:		24,384,112,175	113,010,532,525	113,010,532,525	88,626,420,350
	Less: Capital Expenditure					
2,120,620,119	Capital Expenditure: Administrative Sector	12	2,270,181,516	17,853,395,000	18,253,395,000	15,583,213,484
17,643,499,497	Capital Expenditure: Economic Sector	12	5,285,122,622	57,354,801,275	56,954,801,275	52,069,678,653
-	Capital Expenditure: Law and Justices	12	3,090,020	1,183,350,000	1,183,350,000	1,180,259,980
10,346,786,021	Capital Expenditure: Social Service Sector	12	6,878,237,540	36,618,986,250	36,618,986,250	29,740,748,710
30,110,905,637	Total Capital Expenditure:		14,436,631,698	113,010,532,525	113,010,532,525	98,573,900,827
718,330,175	Closing Balance		9,947,480,477	-	-	-

BORNO STATE GOVERNMENT OF NIGERIA
NOTES TO THE FINANCIAL STATEMENTS FOR THE YEAR ENDED 31ST DECEMBER 2015

NOTE	Details								
REFERENCE NOTE									
1	GOVERNMENT SHARE OF FAAC (STATUTORY REVENUE)								
MONTH	2015				A		2014 B		
	NET RECEIPT N	DEDUCTION AT SOURCE - LOAN REPAYMENT N	DEDUCTED AT SOURCE - FGN BAILOUT LOANS REPAYMENT N	TOTAL N	NET RECEIPT N	DEDUCTION AT SOURCE - LOAN REPAYMENT N	DEDUCTED AT SOURCE - OTHERS N	TOTAL N	
JAN	3,654,491,640	8,855,581	-	3,663,347,221	3,868,999,091	8,908,334	36,753,424	3,914,660,849	
FEB	3,220,923,660	8,855,581	-	3,229,779,241	3,977,400,498	8,908,334	39,057,067	4,025,365,899	
MAR	3,087,534,525	13,512,882	-	3,101,047,407	4,136,779,256	7,848,843	88,644,197	4,233,272,296	
APR	2,493,130,920	13,512,882	-	2,506,643,802	4,211,481,556	7,848,843	39,716,743	4,259,047,142	
MAY	2,182,078,788	13,512,882	-	2,195,591,670	4,131,134,236	7,848,843	-	4,138,983,079	
JUN	2,509,261,591	13,512,882	-	2,522,774,473	4,501,402,615	7,848,843	-	4,509,251,458	
JUL	3,624,725,659	13,512,882	-	3,638,238,541	4,481,505,525	7,848,843	-	4,489,354,368	
AUG	3,347,213,828	11,553,061	-	3,358,766,889	4,268,485,532	7,848,843	-	4,276,334,375	
SEP	2,790,696,004	11,553,061	-	2,802,249,065	3,948,811,623	7,848,843	-	3,956,660,466	
OCT	2,503,530,879	11,553,061	-	2,515,083,940	4,262,146,850	8,855,581	-	4,271,002,431	
NOV	2,983,304,919	11,553,061	195,775,447	3,190,633,427	3,957,100,902	8,855,581	-	3,965,956,483	
DEC	2,110,970,555	11,553,061	195,775,447	2,318,299,063	3,321,845,758	8,855,581	-	3,330,701,339	
TOTAL	34,507,862,968	143,040,877	391,550,894	35,042,454,739	49,067,093,442	99,325,312	204,171,431	49,370,590,185	



BORNO STATE GOVERNMENT OF NIGERIA
NOTES TO THE FINANCIAL STATEMENTS FOR THE YEAR ENDED 31ST DECEMBER 2015

1 OTHER STATUTORY ALLOCATIONS		2015				2014			
MONTH	A Exchange Gain N	B Non-Oil Excess Revenue N	C Share of Excess Crude Oil A/c N	D Value Added Tax Allocation N	AA Sure-P Allocation N	BB Non-Oil Excess Revenue N	CC Share of Excess Crude Oil A/c N	DD Value Added Tax Allocation N	
JAN	80,361,089	-	119,055,039	812,876,176	270,760,509	-	-	733,256,864	
FEB	413,748,669	-	39,567,682	710,476,076	270,760,509	-	-	932,089,804	
MAR	426,513,572	-	-	647,806,142	270,760,509	-	-	756,772,52	
APR	255,372,746	-	-	791,705,073	270,760,509	-	-	717,192,667	
MAY	188,786,714	-	-	832,604,087	270,760,509	-	-	724,477,432	
JUN	237,939,383	-	-	628,115,511	270,760,509	1,398,002,957	-	733,844,602	
JUL	49,242,072	3,020,328,063	-	720,964,688	270,760,509	622,007,669	-	745,047,396	
AUG	50,782,301	-	-	831,373,932	270,760,509	-	-	734,428,305	
SEP	38,173,445	-	-	689,729,845	270,760,509	277,193,925	-	690,065,376	
OCT	40,421,965	-	-	625,640,157	270,760,509	-	-	716,633,339	
NOV	57,465,702	-	-	688,689,517	270,760,509	-	-	744,669,153	
DEC	38,110,427	-	-	699,945,699	270,760,509	-	280,845,288	672,587,544	
TOTAL	1,876,918,085	3,020,328,063	158,622,721	8,679,926,903	3,249,126,108	2,297,204,551	280,845,288	8,901,065,003	

BORNO STATE GOVERNMENT OF NIGERIA
NOTES TO THE FINANCIAL STATEMENTS FOR THE YEAR ENDED 31ST DECEMBER 2015

NOTE	Details	Ref. Note	Actual 2015 N	Budget 2015 N	Variance N
1	A- Share of Statutory Allocation from FAAC:-				
	Net Share of Statutory Allocation from FAAC	1A	34,507,862,968		
	Add: Deduction at Source for Loan Repayment	1A	143,040,877		
	Add: Other Deductions at Source - Bailout Loan	1A	391,550,894		
			35,042,454,739	76,948,170,596	41,905,715,857
	Share of Statutory Allocation - Other Agencies				
	Share of Federal Account Allocation -Excess Crude Oil	1B	158,622,721	11,626,438,150	11,467,815,429
	Share of Federal Account Allocation - Non-Oil Excess Rev.	1B	3,020,328,063	-	(3,020,328,063)
	Share of Federal Account Allocation - Sure-P Allocation	1B	-	-	
	Share of Federal Account Allocation - Exchange Gain	1B	1,876,918,085	-	(1,876,918,085)
	Total FAAC Allocation to State Govt		40,098,323,608	88,574,608,746	48,476,285,138
	B. Value Added Tax		-	-	-
	Share of Value Added Tax (VAT)	1B	8,679,926,903	9,863,069,400	1,183,142,497
			48,778,250,511	98,437,678,146	49,659,427,635
2	Internally Generated Revenue (Independent Revenue)				
	Direct Taxes				
	State Internal Revenue Service		2,057,904,617	12,252,335,650	10,194,431,033

BORNO STATE GOVERNMENT OF NIGERIA
NOTES TO THE FINANCIAL STATEMENTS FOR THE YEAR ENDED 31ST DECEMBER 2015

NOTE	Details	Ref. Note	Actual 2015 N	Budget 2015 N	Variance N
	Total - Direct Taxes		2,057,904,617	12,252,335,650	10,194,431,033
	Licences				
	State Internal Revenue Service		179,018,524	161,175,000	(17,843,524)
	Ministry of Animal & Fisheries Development		-	16,695,000	16,695,000
	Ministry of Poverty Alleviation & Youth Empowerment		-	579,600	579,600
	Ministry of Home Affairs, Information, & Culture		-	210,000	210,000
	Ministry of Environment		-	210,000	210,000
	Ministry of Health		-	7,350,000	7,350,000
	Total Licence		179,018,524	186,219,600	7,201,076
	Fees				
	State Internal Revenue Service		-	148,201,199	148,201,199
	Ministry of Finance and Economic Development		-	63,463,050	63,463,050
	Ministry of Lands & Survey		57,596,551	618,446,850	560,850,299
	Ministry of Works & Transport		-	425,775,000	425,775,000
	Ministry of Agriculture & Natural Resources		134,500	1,312,500	1,178,000
	Ministry of Animal & Fisheries Development		1,418,500	19,313,700	17,895,200
	Ministry of Education		9,470,400	121,377,900	111,907,500
	Ministry of Poverty Alleviation & Youth Empowerment		-	11,743,200	11,743,200

BORNO STATE GOVERNMENT OF NIGERIA
NOTES TO THE FINANCIAL STATEMENTS FOR THE YEAR ENDED 31ST DECEMBER 2015

NOTE	Details	Ref. Note	Actual 2015 N	Budget 2015 N	Variance N
	Ministry of Trade, Investment, & Tourism		793,327	15,750,000	14,956,673
	Ministry of Justice		-	266,076,300	266,076,300
	Office of the Auditor General		-	157,500	157,500
	Ministry of Home Affairs, Information, & Culture		-	12,678,750	12,678,750
	Ministry of Water Resources		-	2,205,000	2,205,000
	Ministry of Environment		-	588,678,300	588,678,300
	Total Fees		69,413,278	2,295,179,249	2,225,765,971
	Fines				
	Ministry of Education		-	695,100	695,100
	Ministry of Justice		9,195,351	1,785,000	(7,410,351)
	Total Fines		9,195,351	2,480,100	(6,715,251)
	Sales				
	Ministry of Finance and Economic Development		-	1,606,530,450	1,606,530,450
	Ministry of Budget & Planning		-	290,850	290,850
	Ministry of Lands & Survey		-	111,925,900	111,925,900
	Ministry of Agriculture & Natural Resources		5,643,800	2,490,884,550	2,485,240,750
	Ministry of Women Affairs & Social Development		-	1,575,000	1,575,000 3
	Ministry of Poverty Alleviation & Youth Empowerment		-	810,337,500	810,337,500

BORNO STATE GOVERNMENT OF NIGERIA
NOTES TO THE FINANCIAL STATEMENTS FOR THE YEAR ENDED 31ST DECEMBER 2015

NOTE	Details	Ref. Note	Actual 2015 N	Budget 2015 N	Variance N
	Ministry of Trade, Investment, & Tourism		-	1,932,136,500	1,932,136,500
	Judicial Service Commission		-	29,400	29,400
	Governor's Office		-	2,321,550	2,321,550
	Ministry of Home Affairs, Information & Culture		-	24,207,750	24,207,750
	Office of the Head of Service		-	3,881,850	3,881,850
	Civil Service Commission		-	93,450	93,450
	Local Government Service Commission		-	10,500	10,500
	Ministry of Urban & Rural Water Supply		-	51,817,500	51,817,500
	Ministry of Environment		-	3,417,750	3,417,750
	Ministry of Health		-	21,938,500	21,938,500
	Ministry of Housing & Rural Electrification		-	157,750,000	157,750,000
	Office of the Auditor General for Local Government		-	308,147,700	308,147,700
	Ministry for Local Government & Chieftaincy Affairs		-	138,915,000	138,915,000
	Total Sales		5,643,800	7,666,211,700	7,660,567,900
	Earnings				
	Ministry of Works & Transport		-	126,000,000	126,000,000
	Ministry of Agriculture & Natural Resources		-	421,450,050	421,450,050
	Ministry of Trade, Investment, & Tourism		-	18,200,700	18,200,700
	Ministry of Finance and Economic Development		-	147,000,000	147,000,000

BORNO STATE GOVERNMENT OF NIGERIA
NOTES TO THE FINANCIAL STATEMENTS FOR THE YEAR ENDED 31ST DECEMBER 2015

NOTE	Details	Ref. Note	Actual 2015 N	Budget 2015 N	Variance N
	Ministry of Justice		-	116,550,000	116,550,000
	Local Government Service Commission		-	378,000	378,000
	Local Government Pensions Board		-	24,570,000	24,570,000
	Total Earnings		-	854,148,750	854,148,750
	Sales/Rent of Government Buildings				
	Ministry of Finance and Economic Development		-	77,855,400	77,855,400
	Ministry of Lands & Survey		-	13,230,000	13,230,000
	Ministry of Housing & Rural Electrification		55,800,000	57,175,650	1,375,650
	Ministry of Poverty Alleviation & Youth Empowerment		-	457,800	457,800
	Governor's Office		-	43,163,400	43,163,400
	Total Sales/Rent of Government Buildings		55,800,000	191,882,250	136,082,250
	Sale/Rent on Lands and Others:				
	Repayment				
	Investment Income				
	Ministry of Finance and Economic Development		-	526,050,000	526,050,000
	Total Investment Income			526,050,000	526,050,000
	Interest Earned				
	Ministry of Finance and Economic Development		10,933,150	7,876,691,550	7,865,758,400

BORNO STATE GOVERNMENT OF NIGERIA
NOTES TO THE FINANCIAL STATEMENTS FOR THE YEAR ENDED 31ST DECEMBER 2015

NOTE	Details	Ref. Note	Actual 2015 N	Budget 2015 N	Variance N
	Total Interest Earned		10,933,150	7,876,691,550	7,865,758,400
	Re-imbusement				
	Total Tax & Non Tax Revenue		2,382,264,920	24,342,737,149	21,960,472,229
3	Other Independent Revenues				
	Donations for the Relief Fund		50,000,000	-	(50,000,000)
	Other Receipts from MDAs		26,094,412	-	(26,094,412)
	Total Other Revenue Sources		76,094,412	-	(76,094,412)
	Total Internally Generated Revenue (Independent Revenue)		2,464,003,132	31,851,198,849	29,387,195,717
3	Recurrent Receipt from Other Government Funds				
	Receipts from Other Government Fund		58,300,000	-	(58,300,000)
			58,300,000	0	(58,300,000)
3	Other Revenue Sources				
	Current Domestic Grant		-	7,567,201,950	7,567,201,950
	Arrears of Revenue		-	5,713,050	5,713,050
			-	7,572,915,000	7,572,915,000
	Total Revenue		51,300,553,643	137,861,791,995	86,561,238,352

BORNO STATE GOVERNMENT OF NIGERIA
NOTES TO THE FINANCIAL STATEMENTS FOR THE YEAR ENDED 31ST DECEMBER 2015

NOTE	Details	Actual 2015 N	Final Budget 2015 N	Initial Budget 2015 N	Variance on Final Budget 2015 N
4	A-Total Personnel Costs (Including Salaries directly charged to CRF in Note 4B below):				
	ADMINISTRATIVE SECTOR				
	Government House	262,417,338	265,170,000	230,170,000	2,752,662
	Office of the Secretary to the State Government	224,559,434	293,547,500	293,547,500	68,988,066
	Office of the Head of Service	154,564,377	158,439,650	108,439,650	3,875,273
	Establishment Department	22,084,915	22,966,200	36,966,200	881,285
	Pension Department	9,700,176	9,745,500	9,945,500	45,324
	Office of the Auditor General	121,859,804	127,899,450	127,899,450	6,039,646
	Civil Service Commission	64,044,427	64,752,250	97,752,250	707,823
	Local Government Service Commission	54,469,210	56,714,100	73,714,100	2,244,890
	Borno State House of Assembly	237,824,342	241,470,000	291,470,000	3,645,658
	House of Assembly Service Commission	39,784,523	58,968,450	58,968,450	19,183,927
	Office of the Auditor General for Local Government	93,316,391	115,977,250	115,977,250	22,660,859
	Min. of Home Affairs, Information & Culture	354,356,943	373,297,350	193,297,350	18,940,407
	Ministry of Inter Governmental Affairs and Special Duties	3,987,564	13,782,000	13,782,000	9,794,436
	Ministry of Monitoring & Special Project	0	13,782,000	13,782,000	13,782,000
	Sub Total Administrative Sector	1,642,969,443	1,816,511,700	1,665,711,700	173,542,257

BORNO STATE GOVERNMENT OF NIGERIA
NOTES TO THE FINANCIAL STATEMENTS FOR THE YEAR ENDED 31ST DECEMBER 2015

NOTE	Details	Actual 2015 N	Final Budget 2015 N	Initial Budget 2015 N	Variance on Final Budget 2015 N
	ECONOMIC SECTOR				
	Ministry of Agriculture and Nat. Resources	673,507,672	679,580,750	629,580,750	6,073,078
	Ministry of Trade, Investment and Tourism	137,133,486	137,645,250	158,645,250	511,764
	Ministry of Finance (Hqtrs)	587,840,384	654,984,000	54,984,000	67,143,616
	Office of the Accountant General	20,152,125	52,780,300	652,780,300	32,628,176
	Ministry of Housing and Rural Electrification	42,091,243	42,592,600	81,592,600	501,357
	Ministry of Water Resources	569,052,615	572,801,600	573,801,600	3,748,986
	Ministry of Works and Transport	612,538,484	612,575,250	612,375,250	36,766
	Ministry of Transportation and Energy	-	13,782,000	13,782,000	13,782,000
	Ministry of Lands and Survey	296,087,289	353,346,750	353,346,750	57,259,461
	Ministry of Budget and Planning	171,411,974	234,262,050	234,262,050	62,850,077
	Ministry of Animal Resources and Fisheries Development	708,905,334	773,018,350	523,018,350	64,113,016
	Sub Total Economic Sector	3,818,720,604	4,127,368,900	3,888,168,900	308,648,296
	LAW & JUSTICE SECTOR				
	Ministry of Justice	230,343,032	245,073,750	185,073,750	14,730,718
	High court of Justice	488,400,910	516,873,200	316,873,200	28,472,290
	Area Courts	257,070,465	275,076,750	215,076,750	18,006,285
	Sharia Court of Appeal	58,111,634	58,816,800	58,816,800	705,166

BORNO STATE GOVERNMENT OF NIGERIA
NOTES TO THE FINANCIAL STATEMENTS FOR THE YEAR ENDED 31ST DECEMBER 2015

NOTE	Details	Actual 2015 N	Final Budget 2015 N	Initial Budget 2015 N	Variance on Final Budget 2015 N
	Judicial Service Commission	36,451,548	39,060,100	39,060,100	2,608,552
	Sub Total Law & Justice Sector	1,070,377,589	1,134,900,600	814,900,600	64,523,011
	SOCIAL SECTOR				
	Ministry of Women Affairs & Soc. Dev	178,776,685	192,503,600	142,503,600	13,726,915
	Ministry of Sports Development	43,955,628	57,406,350	57,406,350	13,450,722
	Ministry for Religious Affairs and Special Education	54,654,932	82,655,700	82,655,700	28,000,768
	Ministry of Environment	310,238,136	315,800,650	305,800,650	5,562,514
	Ministry for Local Government & Chieftaincy Affairs	66,411,103	83,102,000	83,102,000	16,690,897
	Ministry of Poverty Alleviation & Youth Empowerment	163,813,831	228,264,750	228,264,750	64,450,919
	Ministry of Health	1,025,632,403	1,073,060,400	923,060,400	47,427,997
	Ministry of Education	252,793,903	253,537,600	393,537,600	743,697
	Ministry of Higher Education	36,432,318	44,721,050	44,721,050	8,288,732
	Sub Total Social Sector	2,132,708,938	2,331,052,100	2,261,052,100	198,343,162
	Total Personnel Cost	8,664,776,574	9,409,833,300	8,629,833,300	745,056,726
4B	B-Salaries directly charged to CRF (included in Note 4A above)				
	State Governor & Deputy Governor	15,826,108	15,826,108	15,826,108	0

BORNO STATE GOVERNMENT OF NIGERIA
NOTES TO THE FINANCIAL STATEMENTS FOR THE YEAR ENDED 31ST DECEMBER 2015

NOTE	Details	Actual 2015 N	Final Budget 2015 N	Initial Budget 2015 N	Variance on Final Budget 2015 N
	Members of House of Assembly	158,173,632	158,173,632	158,173,632	0
	Auditor-General for State	5,490,628	5,490,628	5,490,628	0
	Auditor-General for Local Government	5,490,628	5,490,628	5,490,628	0
	BOSIEC Chairman and Commissioners	37,262,959	37,262,959	37,262,959	0
	Civil Service Commission - Chairman & Members	26,803,236	26,803,236	26,803,236	0
	Local Government Service Commission - Chairman & Members	26,803,236	26,803,236	26,803,236	0
	BOSHA Service Commission - Chairman & Members	21,573,374	21,573,374	21,573,374	0
	Judicial Service Commission - Chairman & Members	26,803,236	26,803,236	26,803,236	0
	Total	324,227,037	324,227,037	324,227,037	0
5	Pension & Gratuity (Funded Benefits)				
	Gratuity	405,945,336	1,200,000,000	2,625,000,000	794,054,664
	Pension	4,604,745,011	4,635,000,000	3,990,000,000	30,254,989
		5,010,690,347	5,835,000,000	6,615,000,000	824,309,653
	Total Personnel Emolument including Pension & Gratuity	13,675,466,920	15,244,833,300	15,244,833,300	1,569,366,380

BORNO STATE GOVERNMENT OF NIGERIA
NOTES TO THE FINANCIAL STATEMENTS FOR THE YEAR ENDED 31ST DECEMBER 2015

NOTE	Details	Actual 2015 N	Final Budget 2015 N	Initial Budget 2015 N	Variance on Final Budget 2015 N
6	Overhead Costs				
	ADMINISTRATIVE SECTOR				
	Government House	4,920,743,451	5,199,360,800	7,099,360,800	278,617,349
	Office of the Secretary to the State Government	281,378,479	293,711,400	143,711,400	12,332,921
	Office of the Head of Service	120,850,000	278,826,450	278,826,450	157,976,450
	Establishment Department	202,000	24,792,600	24,792,600	24,590,600
	Pension Department	250,788	16,056,600	16,056,600	15,805,812
	Borno State House of Assembly Service Commission	-	18,292,050	18,292,050	18,292,050
	Office of the Auditor General	3,108,322	39,301,500	39,301,500	36,193,178
	Civil Service Commission	22,342,205	38,139,800	18,139,800	15,797,595
	Local Government Service Commission	198,358	5,503,050	5,503,050	5,304,692
	Borno State House of Assembly	2,275,031,026	2,528,999,250	778,999,250	253,968,224
	Office of the Auditor General Local Government	-	34,953,450	34,953,450	34,953,450
	Min. of Home Affairs, Information & Culture	14,961,205	253,042,650	253,042,650	238,081,445
	Ministry of Inter Governmental Affairs and Special Duties	28,920,000	71,227,800	71,227,800	42,307,800
	Ministry of Monitoring & Special Project	0	51,227,800	71,227,800	51,227,800
	Sub Total Administrative Sector	7,667,985,834	8,853,435,200	8,853,435,200	1,185,449,399

BORNO STATE GOVERNMENT OF NIGERIA
NOTES TO THE FINANCIAL STATEMENTS FOR THE YEAR ENDED 31ST DECEMBER 2015

NOTE	Details	Actual 2015 N	Final Budget 2015 N	Initial Budget 2015 N	Variance on Final Budget 2015 N
	ECONOMIC SECTOR				
	Ministry of Agriculture and Nat. Resources	6,140,193	35,373,450	35,373,450	29,233,257
	Ministry of Trade, Investment and Tourism	23,097,700	24,765,300	24,765,300	1,667,600
	Ministry of Finance Finance (Hqtrs)	91,651,940	499,785,300	499,785,300	408,133,360
	Office of the Accountant General	215,685,316	2,041,529,450	3,131,529,450	1,825,844,134
	Ministry of Housing and Rural Electrification	4,000,000	58,075,500	58,075,500	54,075,500
	Ministry of Water Resources	14,923,510	59,676,750	59,676,750	44,753,240
	Ministry of Works and Transport	5,197,935	19,953,150	19,953,150	14,755,215
	Ministry of Transportation and Energy	-	71,227,800	71,227,800	71,227,800
	Ministry of Lands and Survey	4,707,549	19,350,450	19,350,450	14,642,901
	Ministry of Budget and Planning	44,000,000	113,645,300	113,645,300	69,645,300
	Ministry of Animal Resources and Fisheries Development	7,003,849	63,855,750	63,855,750	56,851,901
	Ministry of Rehabilitation, Recons. & Resettlements	0	0	0	0
	Sub Total Economic Sector	416,407,992	3,007,238,200	4,097,238,200	2,590,830,208
	LAW & JUSTICE SECTOR				
	Ministry of Justice	393,577,185	397,007,750	377,007,750	3,430,565
	High Court of Justice	173,919,481	203,396,650	103,396,650	29,477,169
	Area Courts	-	7,607,250	7,607,250	7,607,250

BORNO STATE GOVERNMENT OF NIGERIA
NOTES TO THE FINANCIAL STATEMENTS FOR THE YEAR ENDED 31ST DECEMBER 2015

NOTE	Details	Actual 2015 N	Final Budget 2015 N	Initial Budget 2015 N	Variance on Final Budget 2015 N
	Sharia Court of Appeal	14,241,896	15,642,900	15,642,900	1,401,004
	Judicial Service Commission	1,020,000	5,656,600	5,656,600	4,636,600
	Sub Total Law & Justice Sector	582,758,562	629,311,150	509,311,150	46,552,588
	SOCIAL SECTOR				
	Ministry of Women Affairs & Soc. Dev	5,002,152	61,385,100	61,385,100	56,382,948
	Ministry of Sports Development	4,995,688	21,396,900	21,396,900	16,401,212
	Ministry for Religious Affairs and Special Education	1,306,921,671	1,375,473,500	575,473,500	68,551,829
	Ministry of Environment	4,000,000	33,127,500	33,127,500	29,127,500
	Ministry for Local Government & Chieftaincy Affairs	80,791,815	464,848,000	464,848,000	384,056,185
	Ministry of Poverty Alleviation & Youth Empowerment	24,717,092	49,862,200	49,862,200	25,145,108
	Ministry of Health	195,111,610	206,711,150	36,711,150	11,599,540
	Ministry of Education	54,967,477	1,062,730,100	1,062,730,100	1,007,762,623
	Ministry of Higher Education	15,782,128	1,119,156,150	1,119,156,150	1,103,374,022
	Sub Total Social Sector	1,692,289,633	4,394,690,600	3,424,690,600	2,702,400,967
	Total Overhead Cost	10,359,442,021	16,884,675,150	16,884,675,150	6,525,233,129

BORNO STATE GOVERNMENT OF NIGERIA
NOTES TO THE FINANCIAL STATEMENTS FOR THE YEAR ENDED 31ST DECEMBER 2015

NOTE	Details	Actual 2015 N	Final Budget 2015 N	Initial Budget 2015 N	Variance on Final Budget 2015 N
7	Subvention to Parastatals (According to Sectors-List)				
	ADMINISTRATIVE SECTOR				
	HIV/AIDS Programme Development Project	-	11,613,150	11,613,150	11,613,150
	New Partnership for Africa Dev. (NEPAD)	-	19,011,100	19,011,100	19,011,100
	Local Government Pension Board	-	51,630,600	51,630,600	51,630,600
	Borno College of Business and Administrative Studies, Konduga	199,471,080	290,563,350	290,563,350	91,092,270
	Pilgrims Welfare Board	346,622,082	388,177,450	38,177,450	41,555,368
	Informatics Institute	-	21,639,450	21,639,450	21,639,450
	Borno Radio Television Corporation	400,828,712	419,583,250	299,583,250	18,754,538
	Borno State Independent Electoral Commission	67,216,299	79,604,450	79,604,450	12,388,151
	State Emergency Management Agency (SEMA)	133,640,000	156,216,450	106,216,450	22,576,450
		1,147,778,172	1,438,039,250	918,039,250	290,261,078
	ECONOMIC SECTOR				
	Maiduguri International Hotel	11,247,480	17,594,650	7,594,650	6,347,170
	Maiduguri Kano Motor Park and Market	-	28,072,800	28,072,800	28,072,800
	Boplas Industries Limited	8,480,000	21,939,400	21,939,400	13,459,400
	Rural Water Supply Agency	113,330,082	127,084,700	77,084,700	13,754,618
	Soda Ash Company Limited	5,664,163	38,377,500	38,377,500	32,713,337

BORNO STATE GOVERNMENT OF NIGERIA
NOTES TO THE FINANCIAL STATEMENTS FOR THE YEAR ENDED 31ST DECEMBER 2015

NOTE	Details	Actual 2015 N	Final Budget 2015 N	Initial Budget 2015 N	Variance on Final Budget 2015 N
	Maiduguri Monday Market. Com. Ltd	34,256,454	42,297,450	42,297,450	8,040,996
	Borno Wire and Nail company Ltd	8,292,345	13,231,900	13,231,900	4,939,555
	Rural Electrification Board	142,810,003	203,851,000	203,851,000	61,040,997
	Borno Express Transport Corporation	33,390,000	144,971,850	144,971,850	111,581,850
	Borno State Tropical Forest Action Programme	-	2,958,100	2,958,100	2,958,100
	Borno state Housing Corporation	57,855,541	83,226,900	83,226,900	25,371,359
	Forest Reserve Management	-	3,384,150	3,384,150	3,384,150
	Borno Investment Company Ltd	14,201,741	42,014,700	42,014,700	27,812,959
	Neital Nigeria Limited	33,527,450	59,837,500	59,837,500	26,310,050
	Borno State Agricultural Mechanization Authority	49,772,104	111,374,950	111,374,950	61,602,846
	Borno State Agricultural Development Programme	744,831,036	834,443,600	834,443,600	89,612,564
	Mohamet Lawan College of Agriculture	353,030,568	365,563,200	365,563,200	12,532,632
	Board of Internal Revenue	418,656,952	446,224,300	396,224,300	27,567,348
	Borno State Urban Plan. & Dev. Board	43,042,988	72,153,250	72,153,250	29,110,262
	Borno Livestock Project	-	33,246,150	33,246,150	33,246,150
	Borno State Afforestation Project	103,773,445	131,210,100	131,210,100	27,436,655
	Borno State Hotels Limited	42,622,493	54,949,450	54,949,450	12,326,957
	Borno Supply Company	14,304,658	23,107,350	23,107,350	8,802,692
	Borno Road Maintenance Agency	184,501,927	230,521,950	80,521,950	46,020,023

BORNO STATE GOVERNMENT OF NIGERIA
NOTES TO THE FINANCIAL STATEMENTS FOR THE YEAR ENDED 31ST DECEMBER 2015

NOTE	Details	Actual 2015 N	Final Budget 2015 N	Initial Budget 2015 N	Variance on Final Budget 2015 N
	Borno Fertiliser Company	300,000	10,000,000	-	9,700,000
	Water Supply and Sanitation Agency	0	60,558,500	60,558,500	60,558,500
		2,417,891,429	3,202,195,400	2,932,195,400	784,303,971
	LAW & JUSTICE				
	Mohammed Goni College of Legal and Islamic Studies	609,345,133	644,187,200	244,187,200	34,842,067
	School for Higher Islamic Studies	235,044,095	267,796,300	167,796,300	32,752,205
	Council on Prerogative of Mercy	13,037,131	25,511,350	25,511,350	12,474,219
		857,426,359	937,494,850	437,494,850	80,068,491
	SOCIAL SECTOR				
	Hospitals Management Board	5,197,902,810	7,294,807,450	8,584,807,450	2,096,904,640
	Kashim Ibrahim college of Education	1,124,702,326	1,144,477,700	994,477,700	19,775,374
	Borno State Sports Council	248,240,237	291,534,500	291,534,500	43,294,263
	EL-Kanemi Warriors Football Club	64,037,365	123,507,300	123,507,300	59,469,935
	Umar Ibn Ibrahim EL-Kanemi College of Education, Scien. &Tech Bama	821,565,383	844,901,650	494,901,650	23,336,267
	Borno State Board for Quaranic and Arabic Education	-	66,484,350	66,484,350	66,484,350
	Borno State Council for Ulamas	-	2,936,600	2,936,600	2,936,600
	Ramat Polytechnic	1,674,304,550	1,732,255,050	1,432,255,050	57,950,500

BORNO STATE GOVERNMENT OF NIGERIA
NOTES TO THE FINANCIAL STATEMENTS FOR THE YEAR ENDED 31ST DECEMBER 2015

NOTE	Details	Actual 2015 N	Final Budget 2015 N	Initial Budget 2015 N	Variance on Final Budget 2015 N
	Islamic Preaching Board	9,307,511	30,792,300	30,792,300	21,484,789
	Borno State Library Board	77,403,887	141,213,300	141,213,300	63,809,413
	Borno State Environmental Protection Agency	540,166,662	848,026,000	848,026,000	307,859,338
	College of Education ,Waka Biu	682,271,632	904,018,250	904,018,250	221,746,618
	Council for Arts and Culture	96,818,643	137,961,300	137,961,300	41,142,657
	Education Endowment Fund	7,682,341	20,517,900	20,517,900	12,835,559
	Agency For Mass Literacy	436,006,257	448,660,000	428,660,000	12,653,743
	Borno State Scholarship Board	26,107,425	40,710,750	40,710,750	14,603,325
	Borno State University	-	69,376,150	909,376,150	69,376,150
	Nomadic Education	12,844,451	23,310,000	23,310,000	10,465,549
	Islamic Research Centre	23,425,434	29,406,100	19,406,100	5,980,666
	Borno State Universal Basic Education Board	314,847,158	6,165,471,400	6,965,471,400	5,850,624,242
	Teaching Service Board	4,760,396,441	4,852,066,850	4,052,066,850	91,670,409
	National Youth Service Corps	6,656,000	13,384,150	3,384,150	6,728,150
	Primary Health Care Development Agency	0	25,170,000	25,170,000	25,170,000
		16,124,686,512	25,250,989,050	26,540,989,050	9,126,302,538
	Total Subvention to Parastatals	20,547,782,473	30,828,718,550	30,828,718,550	10,280,936,078

BORNO STATE GOVERNMENT OF NIGERIA
NOTES TO THE FINANCIAL STATEMENTS FOR THE YEAR ENDED 31ST DECEMBER 2015

NOTE	Details	Actual 2015 N	Final Budget 2015 N	Initial Budget 2015 N	Variance on Final Budget 2015 N
	Analysis of Subvention:	0	0	0	-
	Subvention to Boards & Parastatals: Personnel Cost	18,788,029,230	28,678,718,550	29,095,617,050	9,890,689,320
	Subvention to Boards & Parastatals: Overhead Cost	1,759,753,242	2,150,000,000	1,733,101,500	390,246,758
		20,547,782,472	30,828,718,550	30,828,718,550	10,280,936,078

BORNO STATE GOVERNMENT OF NIGERIA
NOTES TO THE FINANCIAL STATEMENTS FOR THE YEAR ENDED 31ST DECEMBER 2015

NOTE	Details	Actual 2015 N	Final Budget 2015 N	Initial Budget 2015 N	Variance on Final Budget 2015 N
8	Transfer from Consolidated Revenue Fund	5,000,000,000	74,903,564,995	74,903,564,995	69,903,564,995
9	Capital Receipts:-				
	FGN Salaries Bailout Loan	7,680,080,00			
	FGN Excess Crude A/c Backed Loan	10,000,000,000			
	Total	17,680,080,000			
10	Details of Aids & Grants Received:				
	Aid & Grant from UNICEF - Min. of Health	650,812,072	-	-	-
	Total Details of Aid & Grants Received	650,812,072	-	-	-
11	Other Capital Receipts				
	Government House	59,665,000			
	Ministry of Housing & Rural Electrification	30,000,000			

BORNO STATE GOVERNMENT OF NIGERIA
NOTES TO THE FINANCIAL STATEMENTS FOR THE YEAR ENDED 31ST DECEMBER 2015

NOTE	Details	Actual 2015 N	Final Budget 2015 N	Initial Budget 2015 N	Variance on Final Budget 2015 N
	Ministry of Water Resources	15,644,200			
	Ministry of Education	12,393,655			
	Ministry of Health	66,086,200			
	Ministry of Home Affairs, Information & Culture	200,000			
	Ministry of Monitoring & Special Projects	1,323,373			
	Ministry of Agriculture and Nat. Resources	92,155,200			
	Ministry of Trade, Investment & Tourism	9,600,000			
	Ministry of Works & Transport	17,757,000			
	Ministry of Animal Resources and Fisheries Development	30,035,300			
	Ministry for Higher Education	30,000			
		334,889,928			
12	A-Details of Total Capital Expenditures (According to Sectors)				
	ADMINISTRATIVE SECTOR				
	Government House	151,951,509	1,043,700,000	1,043,700,000	891,748,491
	Governor's Office	1,504,863,189	8,092,750,000	8,092,750,000	6,587,886,811
	Borno State State Assembly	-	1,459,550,000	1,859,550,000	1,459,550,000
	House of Assembly Service Commission	-	735,000,000	735,000,000	735,000,000
	Ministry of Home Affairs, Information, & Culture	441,184,454	1,953,845,000	1,953,845,000	1,512,660,546

BORNO STATE GOVERNMENT OF NIGERIA
NOTES TO THE FINANCIAL STATEMENTS FOR THE YEAR ENDED 31ST DECEMBER 2015

NOTE	Details	Actual 2015 N	Final Budget 2015 N	Initial Budget 2015 N	Variance on Final Budget 2015 N
	Office of the Auditor General - State	-	73,500,000	73,500,000	73,500,000
	Office of the Auditor General - Local Govt.	164	110,250,000	110,250,000	110,249,836
	Civil Service Commission	3,000,000	73,500,000	73,500,000	70,500,000
	Local Government Service Commission	-	44,100,000	44,100,000	44,100,000
	Ministry of Inter-Governmental Affairs & Special Duties	101,780,000	294,000,000	294,000,000	192,220,000
	Ministry of Monitoring & Special Projects	67,402,200	458,622,500	458,622,500	391,220,300
	Capital Grant to Boards & Parastatals	-	3,514,577,500	3,514,577,500	3,514,577,500
		2,270,181,516	17,853,395,000	18,253,395,000	15,583,213,484
	ECONOMIC SECTOR				
	Ministry of Agriculture & Natural Resources	595,501,895	6,490,050,000	6,490,050,000	5,894,548,105
	Ministry of Trade, Investment, & Tourism	180,122,000	3,554,276,250	3,554,276,250	3,374,154,250
	Ministry of Finance	403,715,000	467,252,500	67,252,500	63,537,500
	Ministry of Housing & Rural Electrification	630,987,660	6,568,800,000	6,568,800,000	5,937,812,340
	Ministry of Water Resources	810,262,104	5,957,175,000	5,957,175,000	5,146,912,896
	Ministry of Works & Transport	2,229,546,720	22,591,951,810	22,591,951,810	20,362,405,090
	Ministry of Transport and Energy	42,400,000	840,000,000	840,000,000	797,600,000
	Ministry of Land & Survey	70,566,400	1,198,050,000	1,198,050,000	1,127,483,600

BORNO STATE GOVERNMENT OF NIGERIA
NOTES TO THE FINANCIAL STATEMENTS FOR THE YEAR ENDED 31ST DECEMBER 2015

NOTE	Details	Actual 2015 N	Final Budget 2015 N	Initial Budget 2015 N	Variance on Final Budget 2015 N
	Ministry of Budget & Planning	20,000,000	984,900,000	984,900,000	964,900,000
	Ministry of Animal Resources & Fisheries Development	113,800,383	1,584,360,000	1,599,360,000	1,470,559,617
	Ministry of R. R & R	15,000,000	15,000,000	-	-
	Capital Grant to Boards & Parastatals	173,220,460	7,102,985,715	7,102,985,715	6,929,765,255
		5,285,122,622	57,354,801,275	56,954,801,275	52,069,678,653
	LAW & JUSTICE SECTOR				
	Ministry of Justice	3,090,020	904,050,000	904,050,000	900,959,980
	Capital Grant to Boards & Parastatals	-	279,300,000	279,300,000	279,300,000
		3,090,020	1,183,350,000	1,183,350,000	1,180,259,980
	SOCIAL SECTOR				
	Ministry of Women Affairs & Social Development	104,410,053	657,825,000	657,825,000	553,414,947
	Ministry of Sports Development	251,676,550	1,102,500,000	1,102,500,000	850,823,450
	Ministry of Religious Affairs & Special Education	618,706,866	2,601,900,000	2,601,900,000	1,983,193,134
	Ministry of Environment	902,098,160	2,190,300,000	2,190,300,000	1,288,201,840
	Ministry for Local Govt & Chieftaincy Affairs	56,279,945	514,500,000	514,500,000	458,220,055
	Ministry of Poverty Alleviation & Youth Empowerment	1,936,114,960	5,039,711,250	5,039,711,250	3,103,596,290

BORNO STATE GOVERNMENT OF NIGERIA
NOTES TO THE FINANCIAL STATEMENTS FOR THE YEAR ENDED 31ST DECEMBER 2015

NOTE	Details	Actual 2015 N	Final Budget 2015 N	Initial Budget 2015 N	Variance on Final Budget 2015 N
	Ministry of Health	1,542,595,939	7,280,927,500	7,280,927,500	5,738,331,561
	Ministry of Education	448,936,845	6,526,450,000	7,107,450,000	6,077,513,155
	Ministry of Higher Education	653,565,107	654,500,000	73,500,000	934,893
	Capital Grant to Boards & Parastatals	363,853,115	10,050,372,500	10,050,372,500	9,686,519,385
		6,878,237,540	36,618,986,250	36,618,986,250	29,740,748,710
	Total Details of Capital Expenditure	14,436,631,698	113,010,532,525	113,010,532,525	98,573,900,827
13	B-Details of Capital Expenditure of Parastatals (Included in 9 above)				
	Economic Sector:				
	Borno State Rural Water Supply Agency	112,808,460	120,000,000	120,000,000	7,191,540
	Borno State Hotels Limited	55,412,000	65,000,000	65,000,000	9,588,000
	Borno Express Transport Corporation	5,000,000	10,000,000	10,000,000	5,000,000
		173,220,460	195,000,000	195,000,000	21,779,540
	Social Sector:				
	Borno State Environmental Protection Agency	25,000,000	30,000,000	30,000,000	5,000,000
	Borno State Scholarship Board	338,853,115	500,000,000	500,000,000	161,146,885
		363,853,115	530,000,000	530,000,000	166,146,885
	Total Details of Capital Expenditure of Parastatals	537,073,575	725,000,000	725,000,000	187,926,425



BORNO STATE GOVERNMENT
NOTES TO THE FINANCIAL STATEMENTS FOR THE YEAR ENDED 31ST DECEMBER 2015

NOTE		NOTE	2015 N	2015 N
14	Summary of Cashbook Balances:			
	Treasury Accounts:- [Consolidated Revenue Fund (CRF)]:	01	16,005,495,125	3,612,973,604
	MDAs Cash & Bank Balances - Recurrent A/cs	02	72,246,193	49,024,568
	MDAs Cash & Bank Balances - CDF A/cs	03	292,078,797	537,436,471
	Other Government Funds - Cash & Bank Balances	04	36,697,358	140,990,151
	Total Cash & Bank Balances		16,406,517,473	4,340,424,794
	Add: Cash in Transit	05		
	Cash in Transit - CDF A/cs		362,102,670	-
	Cash in Transit - CRF A/cs		2,000,000	486,938,831
	Total Cash in Transit		364,102,670	486,938,831
	Total Cash & Bank Balances including items in Transit		16,770,620,143	4,827,363,625
01	Consolidated Revenue Fund (CRF) Support Accounts:			
	Account Description			
	MAIN STREET BANK Ministry of Trade, Investment & Tourism		21,285,461	20,568,438
	ECO-BANK BIR - Cattle Fees		7,530,300	5,977,300
	ECO-BANK Board of Internal Revenue - Parastatals Revenue		55,679	55,679

BORNO STATE GOVERNMENT OF NIGERIA
NOTES TO THE FINANCIAL STATEMENTS FOR THE YEAR ENDED 31ST DECEMBER 2015

NOTE		NOTE	2015 N	2015 N
	FIDELITY BANK	Board of Internal Revenue - Ministry of Education	7,258,487	9,802,262
	FIDELITY BANK	Board of Internal Revenue - Customised Drivers' Licence	24,372,329	23,126,452
	FIDELITY BANK	Board of Internal Revenue - Certificate of Road Worthiness	5,014,960	9,752,983
	FIRST BANK	Ministry of Lands & Survey	11,197,640	22,573,946
	FIRST BANK	Board of Internal Revenue - Withholding Tax	16,607,562	109,828,305
	DIAMOND BANK	Board of Internal Revenue - PAYE (Local Government)	50,756,781	37,463,101
	ZENITH BANK	Board of Internal Revenue - Withholding Tax	5,910,645	5,540,030
	ZENITH BANK	Board of Internal Revenue - Direct Assessment	926,344	590,000
	ZENITH BANK	Board of Internal Revenue - Zonal Offices	360,000	-
	ZENITH BANK	Board of Internal Revenue - Maiduguri Revenue Office	675,600	359,000
	ZENITH BANK	Board of Internal Revenue - Bulumkuttu Revenue Office	123,000	-
	ZENITH BANK	Board of Internal Revenue - Bolori Revenue Office	282,000	223,000
	ZENITH BANK	Board of Internal Revenue - Custom Revenue Office	64,700	64,700
	ZENITH BANK	Board of Internal Revenue - Non Expendable	58,192	277,422
	ZENITH BANK	Board of Internal Revenue - PAYE	150,279,638	120,133,793
	ZENITH BANK	Board of Internal Revenue - National Vehicle Number Plate	26,936,278	15,574,031
	ZENITH BANK	Board of Internal Revenue - Motor Licence Authority	3,699,651	2,935,651
	CBN	TSA A/c	25,236,136	-
	Access Bank	Borno State Non-Exp. Rev. 1	639,675	639,675
	Access Bank	Borno State Non-Exp. Rev. 11	3,209,902	3,209,902

BORNO STATE GOVERNMENT OF NIGERIA
NOTES TO THE FINANCIAL STATEMENTS FOR THE YEAR ENDED 31ST DECEMBER 2015

NOTE		NOTE	2015 N	2015 N
	Ecobank	Non-Expendable Revenue Act.	45,394	8,950
	UBA	Min. of Health (Non-Withdrawal)	65,513	65,513
	UBA	Min. of Health (Non-Withdrawal Act.)	15,289,496	15,289,496
	Heritage Bank	Min. of Agric. (Fertilizer 2010)	5,642,460	68,415,714
		EcobankBOSG Disposal of Gov't Housing	4,457,024	4,457,024
	First Bank	BOSG Disposal of Gov't Quarters	2,778,397	2,778,449
	Fidelity Bank	Disposal of Gov't Vehicles	470,746	468,597
	UBA	Disposal of S. Gov't Unserviceable	-	90,898,142
	UBA	Min. of Land & Survey Dev. Levy Act.	8,254,183	7,755,980
	Skye Bank	BOSG Fertilizer Sale	713,546	713,546
	Zenith Bank	Min. of Agric. Tractor Hire	14,326,809	14,326,809
	Zenith Bank	BOSG Central Account	8,094,992	654,142,356
	Zenith Bank	BOSG Sure-P Account	3,479,047	416,714,647
	Zenith Bank	BOSG Project Account	2,625	1,608,402,625
	First Bank	Project Account- State	173,207	61,173,207
	Zenith Bank	Salaries Bailout Bank A/c	6,379,654,073	-
	Zenith Bank	Excess Crude Oil Backed Bank A/c	8,400,000,000	-
	Unity Bank	Central Account Borno State	96,217	92,217
	Access Bank	Borno State Project Account. 11	3,378,616	3,378,616
	Access Bank	B/S Capital Project Act. (1000 H.P)	117,668	117,668

BORNO STATE GOVERNMENT OF NIGERIA
NOTES TO THE FINANCIAL STATEMENTS FOR THE YEAR ENDED 31ST DECEMBER 2015

NOTE		NOTE	2015 N	2015 N
	Access Bank	Special Project Account	2,416,291	2,416,291
	Skye Bank	BOSG Project Account	2,188,841	2,188,841
	UBA	Borno State Joint Proj. Accrued Int. Act.	8,115,816	8,115,816
	Access Bank	Borno State Excess Crude Account	363,994	363,994
	Access Bank	Capital Project Interest Account	81,658	81,658
	Zenith Bank	BOSG Interest Earned Account	4,818,494	22,517,436
	UBA	Borno State Proj. Accrued Interest Act.	182,967	182,967
	UBA	BOSG University Donation Act.	25,000,000	25,000,000
	Access Bank	1000-Housing Unit Tax Account	5,308	5,308
	Eco-Bank	Shettima A. Monguno Estate Proj.	96,695	96,695
	Zenith Bank	Borno State Special Dollar (HIV)	2,673	2,673
	Zenith Bank	Borno State HIV Draw Down	42,243	42,243
	Zenith Bank	700-Housing Project Account	3,920	3,920
	Zenith Bank	700-Housing Operations Account	7,051	7,051
	Zenith Bank	700-Housing Tax Account	7,051	7,051
	Zenith Bank	500-Housing Operations Account	9,862	9,862
	Zenith Bank	500-Housing Project Account	7,123	7,123
	Fidelity Bank	Joint Development Project Act.	1,207,755	1,207,755
	Keystone Bank	Herwa Peace Housing Est. Const. Com.	9,072,488	9,072,488
	Diamond Bank	NEPAD B/S Coordinating Office	6,908	6,908

BORNO STATE GOVERNMENT OF NIGERIA
NOTES TO THE FINANCIAL STATEMENTS FOR THE YEAR ENDED 31ST DECEMBER 2015

NOTE		NOTE	2015 N	2015 N
	Mainstreet Bank	Borno State Salary Account	165	165
	GTBank	BOSG Salary Account	219,428	219,428
	Unity Bank	Borno State Gov't Salary Account	5,314	5,314
	Fidelity Bank	Special E. C. Account	1,312	1,312
	GTBank	Resuscitation of Primary Sch. Sys.	1,151,037	1,151,037
	Skye Bank	BOSG Gratuity Account	38,657,026	110,351,691
	Skye Bank	BOSG - State Salaries A/c	172,089,235	91,495,552
	Zenith Bank	BOSG Leave Grant Account	2,883,831	37,096
	Zenith Bank	Pension & Gratuity	3,576	3,576
	Eco-Bank	1000 Housing Project	7,752	7,752
	Zenith Bank	Non-Expendable A/c	475,138,242	-
	UBA	BOSG Relief Fund A/c	52,180,096	469,375
			16,005,495,125	3,612,973,604

BORNO STATE GOVERNMENT OF NIGERIA
NOTES TO THE FINANCIAL STATEMENTS FOR THE YEAR ENDED 31ST DECEMBER 2015

NOTE		NOTE	2015 N	2015 N
02				
	MDAs Cash & Bank Balances - Recurrent A/cs			
	Administrative Sector			
	Zenith Bank	Government House	976,981	871,381
	Zenith Bank	Office of the Secretary to the State Government	14,155	164,155
	Zenith Bank	Office of the Head of Service	1,862	1,862
	Zenith Bank	Establishment Department	29,288	31,288
	Zenith Bank	Pension Department	225,845	226,633
	Zenith Bank	Department of Political	7,530	7,530
	Zenith Bank	Office of the Auditor General	96,824	706,147
	Zenith Bank	Civil Service Commission	3,900	2,213
	Zenith Bank	Local Government Service Commission	6,645	8,904
	Zenith Bank	Borno State House of Assembly	105	31,465
	Zenith Bank	Local Government Audit Department	44,859	44,859
	Zenith Bank	Min. of Home Affairs, Information & Culture	20,300	17,300
	Zenith Bank	Ministry of Inter Governmental Affairs and S/Duties	5,413	5,414
		Sub-Total	1,433,707	2,119,151
		Economic Sector		
	Zenith Bank	Ministry of Agriculture and Nat. Resources	74,857	102,358

BORNO STATE GOVERNMENT OF NIGERIA
NOTES TO THE FINANCIAL STATEMENTS FOR THE YEAR ENDED 31ST DECEMBER 2015

NOTE		NOTE	2015 N	2015 N
	Zenith Bank	Ministry of Trade, Investment and Tourism	49,070	52,219
	Zenith Bank	Ministry of Finance Finance (Hqtrs)	16,045	1,016,044
	Zenith Bank	Office of the Accountant General	11,005,097	12,855,631
	Zenith Bank	Ministry for Housing and Rural Electrification	605	605
	Zenith Bank	Ministry for Water Recources	1,532,899	2,676,203
	Zenith Bank	Ministry of Works and Transport	855,681	855,681
	Zenith Bank	Ministry of Lands and Survey	110,669	114,618
	Zenith Bank	Ministry of Budget & Planning	104,029	1,104,029
	Zenith Bank	Ministry of Animal Resources and Fisheries Development	148,709	158,333
		Sub-Total	13,897,661	18,935,721
		Law & Justice Sector		
	Zenith Bank	Ministry of Justice	2,783,975	2,510,666
	Eco-Bank	High Court of Justice	(161,189)	54,533
	Zenith Bank	Area Courts	-	-
	Enterprises Bank	Sharia Court of Appeal	9,724	1,620
	Eco-Bank	Judicial Service Commission	104,028	104,028
		Sub-Total	2,736,538	2,670,847

BORNO STATE GOVERNMENT OF NIGERIA
NOTES TO THE FINANCIAL STATEMENTS FOR THE YEAR ENDED 31ST DECEMBER 2015

NOTE		NOTE	2015 N	2015 N
	Social Sector			
	Zenith Bank	Ministry of Women Affairs & Soc. Dev	1,243,607	715,759
	Zenith Bank	Ministry of Sports Development	69,630	65,318
	Zenith Bank	Ministry of Environment	5,100	5,122
	Zenith Bank	Ministry for Religious Affairs and Special Education	23,006,510	58
	GTB Bank	Ministry for Local Government & Chieftaincy Affairs	39,180	80,995
	Eco- Bank Plc	Ministry of Poverty Alleviation & Youth Empowerment	18,871	18,922
	UBA Plc	Ministry of Health	2,639	1,074,458
	GTBank	Ministry of Education	6,499,602	45,029
	Sterling Bank	Ministry for Higher Education	12,810	12,850
	Eco Bank	Ministry of Education Tsangaya A/c	17,816,839	17,816,839
	Eco Bank	Education Resource Centre	5,454,623	5,454,623
	Eco Bank	Education Resource Centre	8,876	8,876
		Sub-Total	54,178,287	25,298,849
		Grant Total Recurrent A/cs	72,246,193	49,024,568

BORNO STATE GOVERNMENT OF NIGERIA
NOTES TO THE FINANCIAL STATEMENTS FOR THE YEAR ENDED 31ST DECEMBER 2015

NOTE		NOTE	2015 N	2015 N
03				
	MDAs Cash & Bank Balances - Capital A/cs:			
	Administrative Sector			
	Zenith Bank Government House		-	-
	Zenith Bank Office of the Secretary to the State Government		40,971	148,258
	Zenith Bank Office of the Head of Service		-	-
	Zenith Bank Establishment Department		-	-
	Zenith Bank Pension Department		-	-
	Zenith Bank Department of Political		-	-
	Zenith Bank Office of the Auditor General		-	-
	Zenith Bank Civil Service Commission		-	-
	Zenith Bank Local Government Service Commission		7,649	-
	Zenith Bank Borno State House of Assembly		-	-
	Zenith Bank Office of the Auditor General Local Government		56,921	56,921
	Zenith Bank Min. of Home Affairs, Information & Culture		22,691	20,001,593
	Zenith Bank Ministry of Inter Governmental Affairs and Special Duties		-	-
	Zenith Bank Ministry of Monitoring Special Projects		156,678	-
	Sub-Total		284,910	20,206,772

BORNO STATE GOVERNMENT OF NIGERIA
NOTES TO THE FINANCIAL STATEMENTS FOR THE YEAR ENDED 31ST DECEMBER 2015

NOTE		NOTE	2015 N	2015 N
	Economic Sector			
	Zenith Bank	Ministry of Agriculture and Nat. Resouces	19,694,910	43,529,823
	Zenith Bank	Ministry of Trade, Investment and Tourism	6,647	7,347
	Zenith Bank	Ministry of Finance Finance (Hqtrs)	22,342	12,742
	Zenith Bank	Office of the Accountant General	-	-
	Zenith Bank	Ministry for Housing and Rural Electrification	3,358,731	283,052,432
	Zenith Bank	Ministry for Water Resources	58,234,207	36,278,877
	Zenith Bank	Ministry of Works and Transport	9,811,811	4,246,078
	Zenith Bank	Ministry of Lands and Survey	142,135	150,136
	Zenith Bank	Ministry of Budget & Planning	7,935	-
	Zenith Bank	Ministry of Animal Resources and Fisheries Development	2,379	3,687
		Sub-Total	91,281,097	367,281,122
		Law & Justice Sector		
	Zenith Bank	Ministry of Justice	542,217	2,932,237
	Zenith Bank	Area Courts	-	-
	Enterprises Bank	Sharia Court of Appeal	-	-
	Eco-Bank	Judicial Service Commission	-	-
		Sub-Total	542,217	2,932,237

BORNO STATE GOVERNMENT OF NIGERIA
NOTES TO THE FINANCIAL STATEMENTS FOR THE YEAR ENDED 31ST DECEMBER 2015

NOTE		NOTE	2015 N	2015 N
	Social Sector			
	Zenith Bank	Ministry of Women Affairs & Soc. Dev	1,473,908	3,960
	Zenith Bank	Ministry of Sports Development	713	-
	Zenith Bank	Ministry for Religious Affairs and Special Education	31,220	(14,126)
	Zenith Bank	Ministry of Environment	48,020,155	55,471,851
	GTB Bank	Ministry for Local Government & Chieftaincy Affairs	331,431	332,324
	Eco- Bank Plc	Ministry of Poverty Alleviation & Youth Empowerment	1,255	1,881
	UBA Plc	Ministry of Health	35,517,576	28,654,629
	First Bank	Min. of Health UNICEF Prog.	114,575,460	61,634,814
	GTBank	Ministry of Education	-	895,995
	Sterling Bank	Ministry for Higher Education	18,854	35,012
		Sub-Total	199,970,572	147,016,340
		Grant Total Capital A/cs	292,078,797	537,436,471
04		Other Government Funds: Cash & Bank Balances:		
		Loan Fund Account Balances		
	First Bank	BOSG Owner Occupier	8,368,346	6,734,416
	First Bank	Members Car Loan Account	5,202,322	6,236,185
	Fidelity Bank	Min. of Finance Car Loan	175,440	175,440

BORNO STATE GOVERNMENT OF NIGERIA
NOTES TO THE FINANCIAL STATEMENTS FOR THE YEAR ENDED 31ST DECEMBER 2015

NOTE		NOTE	2015 N	2015 N
	Fidelity Bank	Min. of Finance Furniture Loan	59,400	59,400
	Fidelity Bank	Min. of Finance Housing Loan	2,866	2,866
	First Bank	Special Funds	98,207	74,698,207
	Ecobank	BOSG Owner Occupier Housing	-	30,292,860
	Zenith Bank	Borno State HIV Counterpart Fund	18,334,758	18,334,758
	GTB	Tricycle Revolving Fund Scheme	1,280,422	1,280,422
	GTB	Borno State GLO Fund	63	63
	UBE	Drug Fund	157,373	157,373
	GTB	Staff Car Loan Fund (Min of Justice)	2,710,582	2,710,582
	Zenith	B. S. Executive Loans	307,579	307,579
			36,697,358	140,990,151
	Diamond Bank	Borno State Univ. Tech. Comm.	-	1,371,394
	Diamond Bank	Task Force on Cleaning	-	2,564
				1,373,958
05		Transfer to Capital Development Fund in Transit:		
		Administrative Sector		
		Office of the Secretary to the State Government	11,250,000	5,473,862

BORNO STATE GOVERNMENT OF NIGERIA
NOTES TO THE FINANCIAL STATEMENTS FOR THE YEAR ENDED 31ST DECEMBER 2015

NOTE		NOTE	2015 N	2015 N
	Min. of Home Affairs, Information & Culture		590,000	19,680,000
			11,840,000	25,153,862
	Economic Sector			
	Ministry for Housing and Rural Electrification		0	36,920,917
	Ministry for Water Recources		197,446,921	20,242,594
	Ministry of Works and Transport		66,274,720	301,925,102
	Ministry of Lands & Survey		18,500,000	-
	Ministry of Animal Resources and Fisheries Development		68,041,029	30,805,300
			350,262,670	389,893,913
	Social Sector:			
	Ministry of Youth & Sports		0	15,000,000
			0	15,000,000
	Total Transfer to CDF in Transit		362,102,670	30,047,775
	Remittance in Transit - Overhead Costs:			
	Administrative Sector:			
	Government House		-	393,181,524

BORNO STATE GOVERNMENT OF NIGERIA
NOTES TO THE FINANCIAL STATEMENTS FOR THE YEAR ENDED 31ST DECEMBER 2015

NOTE		NOTE	2015 N	2015 N
	Office of the Secretary to the State Government		-	1,782,360
	Pension Department		-	50,000
	Borno State House of Assembly		-	44,000,000
	Office of the Auditor General		-	500,000
	Civil Service Commission		-	300,000
	Min. of Home Affairs, Information & Culture		-	1,000,000
	Sub-Total		-	440,813,884
	Economic Sector:			
	Ministry of Agriculture and Nat. Resources		-	1,000,000
	Ministry of Trade, Investment and Tourism		-	1,000,000
	Office of the Accountant General		-	1,464,947
	Ministry for Water Resources		-	1,000,000
	Ministry of Works and Transport		-	1,000,000
			-	5,464,947
	Law & Justice:			
	Ministry of Justice		-	1,000,000
	High Court of Justice		-	12,000,000
			-	13,000,000

BORNO STATE GOVERNMENT OF NIGERIA
NOTES TO THE FINANCIAL STATEMENTS FOR THE YEAR ENDED 31ST DECEMBER 2015

NOTE		NOTE	2015 N	2015 N
	Social Sector:			
	Ministry of Women Affairs & Soc. Dev		-	1,000,000
	Ministry of Sports Development		-	1,000,000
	Ministry for Religious Affairs and Special Education		-	1,000,000
	Ministry for Local Government & Chieftaincy Affairs		1,000,000	2,050,000
	Ministry of Poverty Alleviation & Youth Empowerment		-	21,500,000
	Ministry of Housing & Rural Electrification		1,000,000	-
	School of Nursing		-	50,000
	School of Health Technology		-	60,000
	Ministry of Education		-	1,000,000
			2,000,000	27,660,000
	Total Overhead Cost Remittance in Transit		2,000,000	486,938,831
			364,102,670	916,986,606

BORNO STATE GOVERNMENT OF NIGERIA
NOTES TO THE FINANCIAL STATEMENTS FOR THE YEAR ENDED 31ST DECEMBER 2015

NOTE | **Details**

15	INVESTMENTS	At Valuation N				
	Investments in Quoted Companies	52,776,493				
	Investments in unQuoted Companies	37,076,510				
	Loans to Government Companies	-				
	Loans to Other Government	-				
	Total Investments	89,853,003				
16	Staff Loans and Advances	Balance as at 1/1/2015 N	Addition N	Repayment N	Balance as at 31/12/2015 N	
	Staff Debtors	83,509,860	-	-	83,509,860	
	Members's Car Loan	6,236,185	5,546,875	4,513,170	7,269,890	
	Owner Occupier Loan	6,739,416	11,262,900	12,897,740	5,104,576	
	Total	96,485,461	16,809,775	17,410,910	95,884,326	

BORNO STATE GOVERNMENT OF NIGERIA
NOTES TO THE FINANCIAL STATEMENTS FOR THE YEAR ENDED 31ST DECEMBER 2015

NOTE	Details	At Valuation N					
17	External Loans:	Balance as at 1/1/2015 N	Additional Loan N	Principal Loan Amount Repayments N	Exchange Loss N	Loan Interest Payments N	Book Balance as at 31/12/2015 N
	Fadama Development	-	722,731,520	4,517,072	180,682,880	3,101,532	898,897,328
	Health Systems Development	1,082,974,704	-	34,695,708	270,743,676	10,431,223	1,319,022,672
	Universal Basic Education	435,134,547	-	21,739,120	108,783,637	3,875,600	522,179,064
	HIV/AIDS Programme	381,971,763	-	16,774,500	95,492,941	3,923,702	460,690,204
	Third National Fadama Programme	100,488,422	-	-	25,122,106	1,726,252	125,610,528
	Community Based Agric & Rural Dev. Programme	78,052,082	-	30,183,034	19,513,020	5,860,668	67,382,068
	Second HIV/AIDS Programme	342,511,562	0	0	85,627,890	6,212,466	428,139,452
	Total	2,421,133,080	722,731,520	107,909,434	785,966,150	35,131,443	3,821,921,316
18	Internal Loans: FGN Bailout Loans	Balance as at 1/1/2015 N	Loan Obtained During the Period N	Principal Loan Amount Repayments N	Loan Interest Payments N	Book Balance as at 31/12/2015 N	
	Salaries Bailout Loan	-	7,680,080,000	23,084,389	115,114,957	7,656,995,611	
	Excess Crude Account Backed Loan	0	10,000,000,000	103,739,116	149,612,432	9,896,260,884	
	Total	0	17,680,080,000	126,823,505	264,727,389	17,553,256,495	

BORNO STATE GOVERNMENT OF NIGERIA
NOTES TO THE FINANCIAL STATEMENTS FOR THE YEAR ENDED 31ST DECEMBER 2015

NOTE	Details	At Valuation N				
19	Trust & other Government Funds:-	As at 1/1/2015 N	Transfer to Other Funds N	Transfer to Other Funds or Repayment N	Balance As at 31/12/2015 N	
	Revolving Loan Fund	237,475,612		104,892,860	132,582,752	
	Transfer from Other Government Funds	-	1,750,000,000	-	1,750,000,000	
		237,475,612	1,750,000,000	104,892,860	1,882,582,752	
20	Deposits	1/1/2015 N	Deposit During the Year N	Payments or Withdrawals N	31/12/2015 N	
	Deposit Liabilities for Source Deductions	1,255,513,757	-	295,229,609	960,284.148	
	Total Outstanding Deposit	1,255,513,757	-	295,229,609	960,284.148	

**BORNO STATE GOVERNMENT
STATEMENT OF CAPITAL EXPENDITURE BY MAIN FUNCTION
FOR THE YEAR ENDED 31ST DECEMBER 2015**

DESCRIPTION	ACTUAL YEAR 2015 N	FINAL BUDGET 2015 N	INITIAL/ORIGINAL BUDGET 2015 N	BUDGET VARIANCE N	BUDGET PERFORMANCE - % ACHIEVED	ACTUAL 2014 N
General Public Service	2,336,068,291	16,323,317,500	9,200,472,750	13,987,249,209	14%	2,487,807,035
Public Order & Safety	3,090,020	904,050,000	1,859,550,000	900,959,980	0%	128,351,132
Economic Affairs	4,001,563,205	40,073,376,275	35,154,071,715	36,071,813,070	10%	9,237,939,540
Environmental Protection	902,098,160	2,704,800,000	2,704,800,000	1,802,701,840	33%	549,652,411
Housing & Community Amenities	1,637,273,579	13,797,525,000	22,003,851,810	12,160,251,421	12%	8,015,666,044
Health	1,075,909,885	7,280,927,500	8,791,000,000	6,205,017,615	15%	1,907,085,544
Recreation, Culture & Religion	3,003,115,503	14,510,186,250	8,650,950,000	11,507,070,747	21%	3,601,835,956
Education	1,477,513,055	17,394,300,000	17,110,800,000	15,916,786,945	8%	4,392,424,034
Social Protection	-	22,050,000	7,535,036,250	22,050,000	0%	-
Total	14,436,631,697	113,010,532,525	113,010,532,525	98,573,900,828	13%	30,320,761,696

**BORNO STATE GOVERNMENT
STATEMENT OF CAPITAL EXPENDITURE BY PROGRAMME
FOR THE YEAR ENDED 31ST DECEMBER, 2015**

DESCRIPTION	ACTUAL N	FINAL BUDGET 2015 N	INITIAL/ORIGINAL BUDGET 2015 N	VARIANCE ON FINAL BUDGET N	BUDGET PERFORMANCE - % ACHIEVED	ACTUAL 2014 N
Economic Empowerment Through Agriculture	741,214,496	10,205,910,000	10,220,910,000	9,464,695,504	7%	1,793,205,000
Societal Re-orientation	734,566,863	4,387,950,000	3,197,250,000	3,653,383,137	17%	2,008,579,672
Poverty Alleviation	1,956,832,002	5,554,211,250	6,123,836,250	3,597,379,248	35%	1,322,796,870
Improvements to Human Health	1,075,909,885	7,280,927,500	7,791,000,000	6,205,017,615	15%	1,907,085,544
Enhancing Skills & Knowledge	1,327,210,309	17,115,000,000	17,110,800,000	15,787,789,691	8%	4,392,424,034
Housing & Urban Development	805,108,606	7,855,350,000	8,165,850,000	7,050,241,394	10%	6,495,390,991
Gender	104,410,053	657,825,000	657,825,000	553,414,947	16%	211,321,824
Youth	266,676,550	1,102,500,000	1,855,875,000	835,823,450	24%	334,889,500
Environmental Improvement	902,098,160	2,190,300,000	2,704,800,000	1,288,201,840	41%	549,652,411
Water Resources & Rural Development	832,164,973	5,957,175,000	6,545,175,000	5,125,010,027	14%	1,520,275,05
Information Communication & Technology	469,928,659	5,231,945,000	4,718,700,000	4,762,016,341	9%	480,157,168
Private Sector Growth & Development	248,112,552	6,292,996,500	7,642,286,715	6,044,883,948	4%	215,573,871
Reform of Government & Governance	2,233,826,087	14,010,480,000	11,692,522,750	11,776,653,913	16%	2,247,260,439
Power	91,600,000	840,000,000	735,000,000	748,400,000	11%	-
Transportation	2,496,669,757	24,327,962,275	23,848,701,810	21,831,292,518	10%	6,842,149,319
Total	14,286,328,951	113,010,532,525	113,010,532,525	98,724,203,574	13%	30,320,761,696